



SIMATIC NET, IE/AS-i Link PN IO Gateway IE/AS-i with master profile M3, M4 according to AS-i specification V3.0 for integration in PROFINET IO Double master with display, IP20

General technical data		
Product designation		PROFINET IO/AS-Interface Link
Product type designation		IE/AS-i LINK PN IO (double master)
Protection class IP		IP20
Type of electrical connection of the AS-Interface		Screw-type connection
Type of voltage supply		via AS-i or external 24 V supply
Operating condition separate power supply 24 V		No
Supply voltage from optional external supply voltage at DC	V	24
Consumed current		
• from profile conductors of the AS-Interface		
— at 30 V maximum	mA	320
— at 24 V with AS-i Power24V maximum	mA	320
Power loss [W]	W	9.6
Insulation voltage rated value	V	500
Product function suitable for AS-i Power24V		No
• Note		from product status 4 / firmware V2.2
Product feature redundancy capability		No
Product function		

<ul style="list-style-type: none"> • web-based management • Diagnostics via email • Galvanic isolation 		Yes
		Yes
		Yes
Display version		
<ul style="list-style-type: none"> • as status display by LED • as status indication through display 		SF, BF, ON, APF, CER, AUP, CM LCD display, full graphic, backlighting, 128 x 64 pixels
Type of configuration of the AS-Interface		Operator display, integrated web server, STEP7, GSD, command interface

Communication/ Protocol

Version of the AS-Interface specification		V 3.0
AS-Interface master profile is supported		M4 (in acc. with AS-interface specification V 3.0)
Type of data transmission		PROFINET
Number of interfaces		
<ul style="list-style-type: none"> • as AS-Interface 		2
<ul style="list-style-type: none"> • acc. to RS 485 		0
<ul style="list-style-type: none"> • acc. to Industrial Ethernet 		2
<ul style="list-style-type: none"> • acc. to PROFINET 		2
<ul style="list-style-type: none"> • acc. to wireless 		0
<ul style="list-style-type: none"> • acc. to USB 		0
<ul style="list-style-type: none"> • other 		1
Product component optical interface		No
Protocol is supported		
<ul style="list-style-type: none"> • ASIsafe (Safety at work) protocol 		No
<ul style="list-style-type: none"> • PROFIsafe protocol 		No
<ul style="list-style-type: none"> • PROFIBUS protocol 		No
<ul style="list-style-type: none"> • PROFINET IO protocol 		Yes
<ul style="list-style-type: none"> • PROFINET CBA protocol 		No
<ul style="list-style-type: none"> • TCP/IP 		Yes
<ul style="list-style-type: none"> • SNMP 		Yes
Standard for wireless communication IEEE 802.11		No

Inputs/ Outputs

Number of inputs for AS Interface maximum		496
Number of outputs for AS Interface maximum		496
Number of AS-i slaves per AS-Interface maximum		62
Bus cycle time of the AS-Interface		
<ul style="list-style-type: none"> • for 31 slaves 	ms	5
<ul style="list-style-type: none"> • for 62 slaves 	ms	10
Access to digital I/O data		via process image/peripheral addresses
Access to analog I/O data		via process diagram/peripheral addresses and data record transfer

Mechanical data		
Width	mm	90
Height	mm	132
Depth	mm	88.5
Mounting type		snap-on fastening on 35 mm standard rail
Module format		IP20

Ambient conditions		
Ambient temperature		
• if installed on horizontal mounting rail	°C	0 ... 60
• during transport	°C	-30 ... +70
• during storage	°C	-30 ... +70
Relative humidity at 25 °C during operation maximum	%	95
Installation altitude at height above sea level maximum	m	3 000

Safety related data		
Suitability for use safety-related function		No
Explosion protection marking for intrinsic safety of related equipment		
• EEx ia		No
• EEx ib		No
Explosion protection category for gas		none
Explosion protection category for dust		none

Certificates/ approvals

General Product Approval	EMC	For use in hazardous locations	Declaration of Conformity
--------------------------	-----	--------------------------------	---------------------------

[FM](#)



UL



RCM



ATEX



EG-Konf.

Declaration of Conformity	Shipping Approval	other
---------------------------	-------------------	-------

[Miscellaneous](#)



[Confirmation](#)

Further information

Information- and Downloadcenter (Catalogs, Brochures,...)

<https://www.siemens.com/ic10>

Industry Mall (Online ordering system)

<https://mall.industry.siemens.com/mall/en/en/Catalog/product?mlfb=6GK1411-2AB20>

Cax online generator

<http://support.automation.siemens.com/WW/CAXorder/default.aspx?lang=en&mlfb=6GK1411-2AB20>

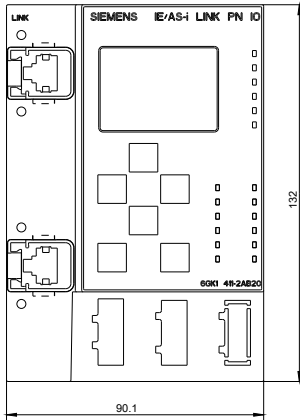
Service&Support (Manuals, Certificates, Characteristics, FAQs,...)

<https://support.industry.siemens.com/cs/ww/en/ps/6GK1411-2AB20>

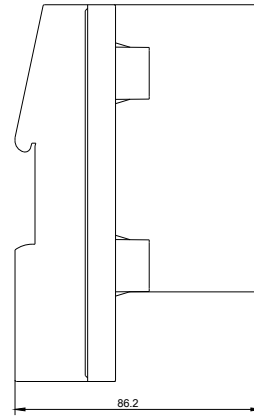
Image database (product images, 2D dimension drawings, 3D models, device circuit diagrams, EPLAN macros, ...)

http://www.automation.siemens.com/bilddb/cax_de.aspx?mlfb=6GK1411-2AB20&lang=en

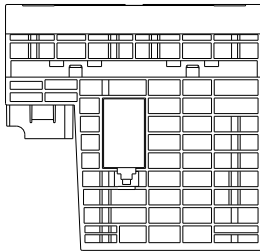
Vorne / Front



Links / Left



Oben / Top



last modified:

03/25/2020