


COMBI receptacle - SC 4-RZ/ 1-L BU - 3043381

Please be informed that the data shown in this PDF Document is generated from our Online Catalog. Please find the complete data in the user's documentation. Our General Terms of Use for Downloads are valid (<http://phoenixcontact.com/download>)



COMBI receptacle, nom. voltage: 800 V, nominal current: 32 A, connection method: Spring-cage connection, number of connections: 2, number of positions: 1, cross section: 0.08 mm² - 6 mm², AWG: 28 - 10, width: 6.2 mm, height: 31 mm, color: blue, mounting type: on mounting plate

Your advantages

- Using an engagement pin, these couplings can be plugged directly into the pre-drilled or punched mounting plate
- Types for self-assembly offer the option of direct mounting
- To ensure a secure fit, the bore holes must be burr-free



Key Commercial Data

| | |
|--------------------------------------|---|
| Packing unit | 1 pc |
| Minimum order quantity | 50 pc |
| GTIN |  4 046356 012928 |
| GTIN | 4046356012928 |
| Weight per Piece (excluding packing) | 6.560 g |
| Custom tariff number | 85366990 |
| Country of origin | Poland |

Technical data

General

| | |
|-----------------------|-------------------|
| Number of positions | 1 |
| Number of levels | 1 |
| Number of connections | 2 |
| Nominal cross section | 4 mm ² |
| Color | blue |

COMBI receptacle - SC 4-RZ/ 1-L BU - 3043381

Technical data

General

| | |
|---|---|
| Insulating material | PA |
| Flammability rating according to UL 94 | V0 |
| Assembly instructions | Use of a parallel pressing tool is recommended for easy latching of the COMBI connector and coupling elements for self-assembly |
| Maximum load current | 32 A (with 6 mm ² conductor cross section) |
| Rated surge voltage | 8 kV |
| Degree of pollution | 3 |
| Overvoltage category | III |
| Insulating material group | I |
| Maximum power dissipation for nominal condition | 1.02 W |
| Maximum load current | 32 A (with 6 mm ² conductor cross section) |
| Nominal current I _N | 32 A |
| Nominal voltage U _N | 800 V |
| Open side panel | Yes |
| Relative insulation material temperature index (Elec., UL 746 B) | 130 °C |
| Temperature index of insulation material (DIN EN 60216-1 (VDE 0304-21)) | 130 °C |
| Static insulating material application in cold | -60 °C |
| Surface flammability NFPA 130 (ASTM E 162) | passed |
| Specific optical density of smoke NFPA 130 (ASTM E 662) | passed |
| Calorimetric heat release NFPA 130 (ASTM E 1354) | 28 MJ/kg |
| Smoke gas toxicity NFPA 130 (SMP 800C) | passed |
| Fire protection for rail vehicles (DIN EN 45545-2) R22 | HL 1 - HL 3 |
| Fire protection for rail vehicles (DIN EN 45545-2) R23 | HL 1 - HL 3 |
| Fire protection for rail vehicles (DIN EN 45545-2) R24 | HL 1 - HL 3 |
| Fire protection for rail vehicles (DIN EN 45545-2) R26 | HL 1 - HL 3 |

Dimensions

| | |
|--------------------|-------------------|
| Width | 6.2 mm |
| End cover width | 3.2 mm |
| Length | 48.6 mm |
| Height | 31 mm |
| Hole diameter | 3.5 mm |
| Drill hole spacing | 6.2 mm |
| Plate thickness | 0.8 mm ... 1.5 mm |
| Pitch | 6.2 mm |

Connection data

| | |
|-------------------|------------------------|
| Connection method | Spring-cage connection |
| Stripping length | 8 mm ... 10 mm |

COMBI receptacle - SC 4-RZ/ 1-L BU - 3043381

Technical data

Connection data

| | |
|--|----------------------|
| Connection in acc. with standard | IEC 61984 |
| Conductor cross section solid min. | 0.08 mm ² |
| Conductor cross section solid max. | 6 mm ² |
| Conductor cross section AWG min. | 28 |
| Conductor cross section AWG max. | 10 |
| Conductor cross section flexible min. | 0.08 mm ² |
| Conductor cross section flexible max. | 4 mm ² |
| Min. AWG conductor cross section, flexible | 28 |
| Max. AWG conductor cross section, flexible | 10 |
| Conductor cross section flexible, with ferrule without plastic sleeve min. | 0.14 mm ² |
| Conductor cross section flexible, with ferrule without plastic sleeve max. | 4 mm ² |
| Conductor cross section flexible, with ferrule with plastic sleeve min. | 0.14 mm ² |
| Conductor cross section flexible, with ferrule with plastic sleeve max. | 4 mm ² |
| Two conductors with the same cross section, flexible, with TWIN ferrules, with plastic sleeve, minimum | 0.5 mm ² |
| Two conductors with the same cross section, flexible, with TWIN ferrules, with plastic sleeve, maximum | 1 mm ² |
| Internal cylindrical gage | A4 |

Ambient conditions

| | |
|--|---|
| Operating temperature | -60 °C ... 105 °C (max. short-term operating temperature 130°C) |
| Ambient temperature (storage/transport) | -25 °C ... 60 °C (for a short time, not exceeding 24 h, -60 °C to +70 °C) |
| Permissible humidity (storage/transport) | 30 % ... 70 % |
| Ambient temperature (assembly) | -5 °C ... 70 °C |
| Ambient temperature (actuation) | -5 °C ... 70 °C |

Standards and Regulations

| | |
|--|-----------|
| Connection in acc. with standard | CUL |
| | IEC 61984 |
| Flammability rating according to UL 94 | V0 |

Environmental Product Compliance

| | |
|------------|---|
| China RoHS | Environmentally friendly use period: unlimited = EFUP-e |
| | No hazardous substances above threshold values |

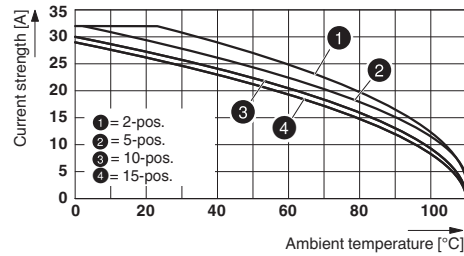
Drawings

COMBI receptacle - SC 4-RZ/ 1-L BU - 3043381

Circuit diagram



Diagram



Classifications

eCl@ss

| | |
|---------------|----------|
| eCl@ss 10.0.1 | 27141151 |
| eCl@ss 11.0 | 27141151 |
| eCl@ss 4.0 | 27260700 |
| eCl@ss 4.1 | 27260700 |
| eCl@ss 5.0 | 27260700 |
| eCl@ss 5.1 | 27260700 |
| eCl@ss 6.0 | 27141100 |
| eCl@ss 7.0 | 27141151 |
| eCl@ss 9.0 | 27141151 |

ETIM

| | |
|----------|----------|
| ETIM 2.0 | EC000897 |
| ETIM 3.0 | EC000897 |
| ETIM 4.0 | EC000897 |
| ETIM 6.0 | EC002021 |
| ETIM 7.0 | EC002021 |

UNSPSC

| | |
|---------------|----------|
| UNSPSC 6.01 | 30211802 |
| UNSPSC 7.0901 | 39121402 |
| UNSPSC 11 | 39121402 |
| UNSPSC 12.01 | 39121402 |
| UNSPSC 13.2 | 39121402 |
| UNSPSC 18.0 | 39121402 |
| UNSPSC 19.0 | 39121402 |
| UNSPSC 20.0 | 39121402 |
| UNSPSC 21.0 | 39121402 |

COMBI receptacle - SC 4-RZ/ 1-L BU - 3043381

Approvals


Approvals


Approvals


UL Recognized / cUL Recognized / EAC / EAC / cULus Recognized

Ex Approvals


Approval details

| | | | |
|----------------------------|---|---|--------------|
| UL Recognized |  | http://database.ul.com/cgi-bin/XYV/template/LISEXT/1FRAME/index.htm | FILE E 60425 |
| | B | C | |
| Nominal voltage UN | 600 V | 600 V | |
| Nominal current IN | 30 A | 30 A | |
| mm ² /AWG/kcmil | 28-10 | 28-10 | |

| | | | |
|----------------------------|---|---|--------------|
| cUL Recognized |  | http://database.ul.com/cgi-bin/XYV/template/LISEXT/1FRAME/index.htm | FILE E 60425 |
| | B | C | |
| Nominal voltage UN | 600 V | 600 V | |
| Nominal current IN | 30 A | 30 A | |
| mm ² /AWG/kcmil | 28-10 | 28-10 | |

| | | |
|-----|---|--------------------------|
| EAC |  | RU C- DE.A*30.B.01742 |
|-----|---|--------------------------|

| | | |
|-----|---|--------------------------|
| EAC |  | RU C- DE.BL08.B.00511 |
|-----|---|--------------------------|

| | |
|------------------|---|
| cULus Recognized |  |
|------------------|---|

COMBI receptacle - SC 4-RZ/ 1-L BU - 3043381

Accessories

Accessories

Coding element

Coding star - PC - 3040588



Coding star, length: 3 mm, width: 3 mm, height: 6 mm, color: red

End cover

End cover - D-SC 4 - 3043307



End cover, length: 22.3 mm, width: 3.2 mm, height: 48.6 mm, color: gray

Insulating sleeve

Insulating sleeve - MPS-IH WH - 0201663

Insulating sleeve, color: white



Insulating sleeve - MPS-IH RD - 0201676

Insulating sleeve, color: red



COMBI receptacle - SC 4-RZ/ 1-L BU - 3043381

Accessories

Insulating sleeve - MPS-IH BU - 0201689

Insulating sleeve, color: blue



Insulating sleeve - MPS-IH YE - 0201692

Insulating sleeve, color: yellow



Insulating sleeve - MPS-IH GN - 0201702

Insulating sleeve, color: green



Insulating sleeve - MPS-IH GY - 0201728

Insulating sleeve, color: gray



Insulating sleeve - MPS-IH BK - 0201731

Insulating sleeve, color: black



COMBI receptacle - SC 4-RZ/ 1-L BU - 3043381

Accessories

Insulating sleeve - ISH 4/0,5 - 3002885



Insulating sleeve, color: gray

Insulating sleeve - ISH 4/1,0 - 3002898



Insulating sleeve, color: black

Mounting material

Strain relief - CZ/2 - 3043831



Strain relief, length: 28.9 mm, width: 19.8 mm, number of positions: 2, color: black

Screwdriver tools

Screwdriver - SZF 1-0,6X3,5 - 1204517



Actuation tool, for ST terminal blocks, also suitable for use as a bladed screwdriver, size: 0.6 x 3.5 x 100 mm, 2-component grip, with non-slip grip

Actuation tool - ST-BW - 1207608



Actuation tool, for all 2.5 mm² - 4.0 mm² spring-cages

COMBI receptacle - SC 4-RZ/ 1-L BU - 3043381

Accessories

Test plug terminal block

Test plugs - MPS-MT - 0201744



Test plugs, with solder connection up to 1 mm² conductor cross section, color: gray
