

## Crimp contact - PV-FT-CCF-6-R1000 - 1704931

Please be informed that the data shown in this PDF Document is generated from our Online Catalog. Please find the complete data in the user's documentation. Our General Terms of Use for Downloads are valid (<http://phoenixcontact.com/download>)




Photovoltaic connector, Range of articles: Sunclix, Crimp contact, number of positions: 1, min. conductor cross section: 6 mm<sup>2</sup>, Connection method: Crimp, Type of contact: Socket

### Your advantages

- ✓ High-quality materials ensure a high degree of reliability and long-term stability
- ✓ Maximum system efficiency with proven, low-loss SUNCLIX contacts
- ✓ International approvals enable worldwide use



### Key Commercial Data

Packing unit	1 pc
Minimum order quantity	1000 pc
GTIN	 4 046356 746199
GTIN	4046356746199
Weight per Piece (excluding packing)	5.280 g
Custom tariff number	85359000
Country of origin	Germany

### Technical data

#### Ambient conditions

Degree of protection (when plugged in)	IP66 / IP68 (2 m / 24 h)
Degree of protection (not plugged in)	IP20
Ambient temperature (operation)	-40 °C ... 85 °C (installed with PV-...-HSG)
Ambient temperature (assembly)	-25 °C ... 50 °C

#### General

# Crimp contact - PV-FT-CCF-6-R1000 - 1704931

## Technical data

### General

Design	Socket
Insertion force	≤ 20 N (uninstalled state)
Disconnect force	≤ 20 N (uninstalled state)
Insertion/withdrawal cycles	100
Degree of protection	IP20
Number of positions	1
Rated surge voltage (III/3)	16 kV
pluggable	Yes
Rated voltage	1500 V

### Material

Contact material	Cu
Contact surface material	Ag

### Connection data

Connection method	Crimp
Connection capacity	6 mm <sup>2</sup>
Contact resistance with connected conductor	0.45 mΩ
Type of contact	Socket

### Standards and Regulations

Flammability rating according to UL 94	V0
Safety note	<ul style="list-style-type: none"> <li>• WARNING: Commission properly functioning products only. The products must be regularly inspected for damage. Decommission defective products immediately. Replace damaged products. Repairs are not possible.</li> <li>• WARNING: Only electrically qualified personnel may install and operate the product. They must observe the following safety notes. The qualified personnel must be familiar with the basics of electrical engineering. They must be able to recognize and prevent danger. The relevant symbol on the packaging indicates that only personnel familiar with electrical engineering are allowed to install and operate the product.</li> <li>WARNING: The connectors may not be plugged in or disconnected under load. Ignoring the warning or improper use may damage persons and/or property.</li> <li>• The products are suitable for applications in plant, controller, and electrical device engineering.</li> <li>• Assembled products may not be manipulated or improperly opened.</li> <li>• Only use mating connectors that are specified in the technical data of the standards listed (e.g. the ones listed in the product accessories online at <a href="https://www.phoenixcontact.com/products">phoenixcontact.com/products</a>).</li> <li>• When using the product in direct connection with third-party manufacturers, the user is responsible.</li> <li>• For operating voltages &gt; 50 V AC, conductive connector housings must be grounded</li> </ul>

# Crimp contact - PV-FT-CCF-6-R1000 - 1704931

## Technical data

### Standards and Regulations

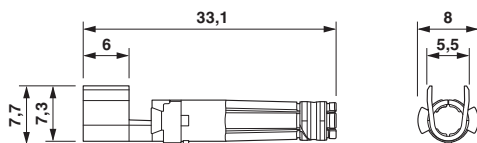
	<ul style="list-style-type: none"> <li>• Ensure that the protective or functional ground has been properly connected.</li> </ul>
	<ul style="list-style-type: none"> <li>• Observe the corresponding technical data. You will find information:                             <ul style="list-style-type: none"> <li>o On the product</li> <li>o On the packing label</li> <li>o In the supplied documentation</li> <li>o Online at phoenixcontact.com/products under the product</li> </ul> </li> </ul>
	<ul style="list-style-type: none"> <li>• The installation notes/Design In documents online on the download page at phoenixcontact.com/products must be observed for this product.</li> </ul>
	<ul style="list-style-type: none"> <li>• Use a protective cap to protect connectors that are not in use. The suitable accessories are available online in the accessory section of the product at phoenixcontact.com/products</li> </ul>
	<ul style="list-style-type: none"> <li>• The connector warms up in normal operation. Depending on the ambient conditions, the surface of the connector can continue to warm up. In this case, the user is responsible for posting warnings (e.g. DIN EN ISO 13732-1:2008-12).</li> </ul>
	<ul style="list-style-type: none"> <li>• Operate the connector only when it is fully plugged in and interlocked.</li> </ul>
	<ul style="list-style-type: none"> <li>• Ensure that when laying the cable, the tensile load on the connectors does not exceed the upper limit specified in the standards.</li> </ul>
	<ul style="list-style-type: none"> <li>• Observe the minimum bending radius of the cable. Lay the cable without twisting it.</li> </ul>

### Environmental Product Compliance

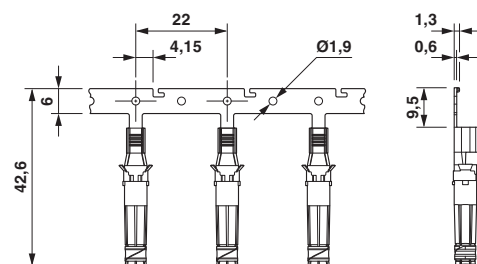
China RoHS	Environmentally friendly use period: unlimited = EFUP-e
	No hazardous substances above threshold values

## Drawings

Dimensional drawing



Dimensional drawing



## Classifications

eCl@ss

eCl@ss 10.0.1	27440204
eCl@ss 11.0	27440204

# Crimp contact - PV-FT-CCF-6-R1000 - 1704931

## Classifications

### eCl@ss

eCl@ss 4.0	27060300
eCl@ss 4.1	27060300
eCl@ss 5.0	27061800
eCl@ss 5.1	27261200
eCl@ss 6.0	27261200
eCl@ss 7.0	27440204
eCl@ss 9.0	27440204

### ETIM

ETIM 3.0	EC000104
ETIM 4.0	EC000104
ETIM 6.0	EC000796
ETIM 7.0	EC000796

### UNSPSC

UNSPSC 6.01	31251501
UNSPSC 7.0901	31251501
UNSPSC 11	31251501
UNSPSC 12.01	31251501
UNSPSC 13.2	39121522
UNSPSC 18.0	39121522
UNSPSC 19.0	39121522
UNSPSC 20.0	39121522
UNSPSC 21.0	39121522

## Approvals

### Approvals

---

Approvals

EAC

---

Ex Approvals

---

### Approval details

## Crimp contact - PV-FT-CCF-6-R1000 - 1704931

### Approvals

EAC



B.01742

### Accessories

#### Accessories

#### Crimping tool

Crimping pliers - CRIMPFOX-P SR 6 - 1212755



Crimping pliers, for SUNCLIX solar crimp connectors 2.5 ... 6 mm<sup>2</sup>, unlockable pressure lock, precise parallel crimping, lateral entry, B crimp, incl. positioning tool

#### Photovoltaic connector

Nut - PV-FT-C NUT BK - 1775880



Photovoltaic connector, Range of articles: Sunclix, Nut, number of positions: 0

Protective cap - PV-C PROTECTION CAP - 1785430



Photovoltaic connector, Range of articles: Sunclix, Protective cap, color: black. self-sealing, without interlock, set consisting of: 1 protective cap for connector side and 1 protective cap for coupling side

Photovoltaic connector - PV-FT-C2F-HSG - 1704926



Photovoltaic connector, Range of articles: Sunclix, Photovoltaic connector, color: black, number of positions: 1, Type of contact: Socket

## Crimp contact - PV-FT-CCF-6-R1000 - 1704931

### Accessories

#### Universal tools

Tool - UNIFOX SR 6 - 1200137



Mounting pliers for snapping the SUNCLIX crimp contacts into the plastic housing, curved 35°, suitable for a conductor diameter of 4.2 mm ... 6.0 mm.