

Cable connector - M23-7EP198A8L24 - 1628859

Please be informed that the data shown in this PDF Document is generated from our Online Catalog. Please find the complete data in the user's documentation. Our General Terms of Use for Downloads are valid (<http://phoenixcontact.com/download>)



Cable connector, M23 PRO, straight long, shielded: yes, Screw locking, M23, No. of pos.: 4+3+PE, type of contact: Pin, Crimp connection, cable diameter range: 9.5 mm ... 14.5 mm

Your advantages

- ✓ Solutions with cross-manufacturer compatibility for standard and fast locking systems
- ✓ Reliable under the harshest conditions: cable connectors with vibration brake
- ✓ Modern, consistent design for highly convenient operation
- ✓ Easy, cost-effective cable assembly: uniform shielding of M17 to M40



Key Commercial Data

Packing unit	1 pc
GTIN	 4 055626 619118
GTIN	4055626619118
Custom tariff number	85366990
Country of origin	Germany

Technical data

Temperature range

Temperature range	-40 °C ... 125 °C
-------------------	-------------------

Standards and Regulations

Safety note	WARNING: The connectors may not be plugged in or disconnected under load. Ignoring the warning or improper use may damage persons and/or property.
-------------	--

Cable connector - M23-7EP198A8L24 - 1628859

Technical data

Standards and Regulations

	<ul style="list-style-type: none"> • WARNING: Commission properly functioning products only. The products must be regularly inspected for damage. Decommission defective products immediately. Replace damaged products. Repairs are not possible.
	<ul style="list-style-type: none"> • WARNING: Only electrically qualified personnel may install and operate the product. They must observe the following safety notes. The qualified personnel must be familiar with the basics of electrical engineering. They must be able to recognize and prevent danger. The relevant symbol on the packaging indicates that only personnel familiar with electrical engineering are allowed to install and operate the product.
	<ul style="list-style-type: none"> • The products are suitable for applications in plant, controller, and electrical device engineering.
	<ul style="list-style-type: none"> • When operating the connectors in outdoor applications, they must be separately protected against environmental influences.
	<ul style="list-style-type: none"> • Assembled products may not be manipulated or improperly opened.
	<ul style="list-style-type: none"> • Only use mating connectors that are specified in the technical data of the standards listed (e.g. the ones listed in the product accessories online at phoenixcontact.com/products).
	<ul style="list-style-type: none"> • When using the product in direct connection with third-party manufacturers, the user is responsible.
	<ul style="list-style-type: none"> • For operating voltages > 50 V AC, conductive connector housings must be grounded
	<ul style="list-style-type: none"> • Ensure that the protective or functional ground has been properly connected.
	<ul style="list-style-type: none"> • VDE 0100/1.97 § 411.1.3.2 and DIN EN 60 204/11.98 § 14.1.3 are applicable when combining several circuits in a cable and/or connector
	<ul style="list-style-type: none"> • Only use tools recommended by Phoenix Contact
	<ul style="list-style-type: none"> • The installation notes/Design In documents online on the download page at phoenixcontact.com/products must be observed for this product.
	<ul style="list-style-type: none"> • Operate the connector only when it is fully plugged in and interlocked.
	<ul style="list-style-type: none"> • Ensure that when laying the cable, the tensile load on the connectors does not exceed the upper limit specified in the standards.
	<ul style="list-style-type: none"> • Observe the minimum bending radius of the cable. Lay the cable without twisting it.
	<ul style="list-style-type: none"> • The connector warms up in normal operation. Depending on the ambient conditions, the surface of the connector can continue to warm up. In this case, the user is responsible for posting warnings (e.g. DIN EN ISO 13732-1:2008-12).

Data of the insulating body

Note	Order information: Order crimp contacts 4 x Ø 1 mm, 4 x Ø 2 mm separately
Insulator material	PA 6.6
Contact connection method	Crimp connection
Type of contacts	Pin
Application	Power

Cable connector - M23-7EP198A8L24 - 1628859

Technical data

Data of the insulating body

Number of positions	8
Contact diameter of power contacts	2 mm
Litz wire cross section of power contacts min.	0.25 mm ²
Litz wire cross section of power contacts max.	4 mm ²
Rated current for power contacts	30 A
Note	for max. connection cross section
Rated voltage	630 V
Rated surge voltage	6 kV
Overvoltage category	III
Degree of pollution	3
Contact diameter of signal contacts	1 mm
Litz wire cross section of signal contacts min.	0.06 mm ²
Litz wire cross section of signal contacts max.	1 mm ²
Nominal current per signal contact	9 A
Note	for max. connection cross section
Rated voltage of signal contact	250 V
Rated surge voltage	4 kV
Overvoltage category	III
Degree of pollution	3
Note	for max. connection cross section
Installation height	2000 m

Housing data

Housing material	GD-Zn
Type of locking	Screw locking
Degree of protection (when plugged in)	IP66 / IP68 (2m / 24h) / IP69K
Thread type	M23

Cable seal data

Cable diameter	9.5 mm ... 14.5 mm
Sealing material	FKM

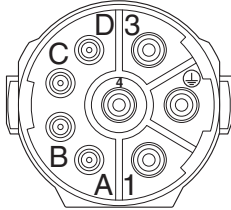
Environmental Product Compliance

China RoHS	Environmentally friendly use period: unlimited = EFUP-e
	No hazardous substances above threshold values

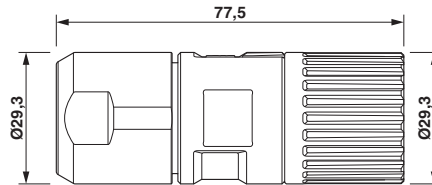
Drawings

Cable connector - M23-7EP198A8L24 - 1628859

Schematic diagram

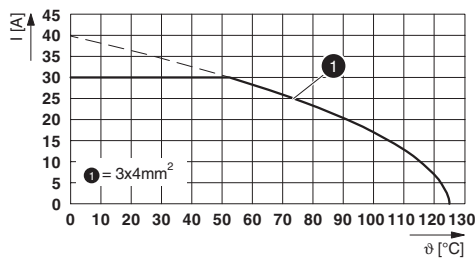


Dimensional drawing



Technical drawings can be found under Downloads

Diagram



I = current strength, T = ambient temperature

Classifications

eCl@ss

eCl@ss 10.0.1	27440102
eCl@ss 11.0	27440102
eCl@ss 9.0	27440102

ETIM

ETIM 6.0	EC002061
----------	----------

Approvals

Approvals

Approvals

UL Listed / cUL Listed / cULus Listed

Ex Approvals

Cable connector - M23-7EP198A8L24 - 1628859

Approvals

Approval details

UL Listed		http://database.ul.com/cgi-bin/XYV/template/LISEXT/1FRAME/index.htm	E468743-20190627
Nominal voltage UN		600 V	
Nominal current IN		24 A	
mm ² /AWG/kcmil		10	

cUL Listed		http://database.ul.com/cgi-bin/XYV/template/LISEXT/1FRAME/index.htm	E468743-20190627
Nominal voltage UN		600 V	
Nominal current IN		20 A	
mm ² /AWG/kcmil		10	

cULus Listed			
--------------	--	--	--

Accessories

Accessories

Circular connectors (device side)

Hook wrench - SF-Z0027 - 1607455



Hook wrench

Crimp contact

Cable connector - M23-7EP198A8L24 - 1628859

Accessories

Crimp contact - SF-20KP011 - 1050147



Crimp contact, turned, contact diameter: 2 mm, crimp range: 0.25 mm² ... 1 mm²

Crimp contact - SF-20KP012 - 1050205



Crimp contact, turned, contact diameter: 2 mm, crimp range: 1.5 mm² ... 2.5 mm²

Crimp contact - SF-20KP013 - 1050210



Crimp contact, turned, contact diameter: 2 mm, crimp range: 2.5 mm² ... 4 mm²

Crimp contact - ST-10KP010 - 1618255



Crimp contact, turned, Single contact, contact diameter: 1 mm, crimp range: 0.06 mm² ... 0.25 mm²

Crimp contact - ST-10KP035 - 1618458



Crimp contact, turned, contact diameter: 1 mm, crimp range: 0.25 mm² ... 1 mm²

Mounting material

Cable connector - M23-7EP198A8L24 - 1628859

Accessories

Torque screwdriver - SF-Z0028 - 1607456



Torque screwdriver