


## Marker for terminal blocks - UC-TM 10 OG CUS - 0824608

Please be informed that the data shown in this PDF Document is generated from our Online Catalog. Please find the complete data in the user's documentation. Our General Terms of Use for Downloads are valid (<http://phoenixcontact.com/download>)

Marker for terminal blocks, can be ordered: by sheet, white, labeled according to customer specifications, mounting type: snap into tall marker groove, for terminal block width: 10.2 mm, lettering field size: 9.6 x 10.5 mm, Number of individual labels: 48




### Your advantages

- ✓ The UC-TM ... UniCard labeling range includes markers for products with tall marker grooves
- ✓ Labeling service: Phoenix Contact can custom-label all UniCard markers according to your requirements
- ✓ The multi-section marking strips are easy to fit and can be easily separated if required
- ✓ The markers, which are supplied in uniform sheets, can be labeled quickly and easily using the BLUEMARK LED
- ✓ The markers support multi-line labeling
- ✓ The sheets provide space for including function texts
- ✓ The format automatically ensures printing with a high degree of positioning accuracy



### Key Commercial Data

Packing unit	1
GTIN	 4 046356 359412
GTIN	4046356359412
Custom tariff number	49119900

### Technical data

#### Dimensions

Width (a)	10 mm
-----------	-------

#### Ambient conditions

Ambient temperature (operation)	-40 °C ... 120 °C
Recommended storage conditions	23 °C/50 % relative humidity. Storage in a dry and dark place in the original packaging is recommended.

# Marker for terminal blocks - UC-TM 10 OG CUS - 0824608

## Technical data

### General

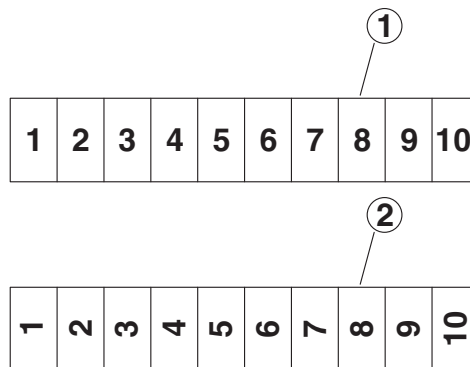
Color	white
Type	high
Components	free from silicone and halogen
Material	PA
Wipe resistance	DIN EN 61010-1 (VDE 0411-1)
Number of individual labels	48
Number of individual labels per row	6
Marking mounting type	snap into tall marker groove
R22	HL 1 - HL 2
R23	HL 1 - HL 2
R24	HL 1 - HL 2

### Standards and Regulations

Flammability rating according to UL 94	V2
--	----

## Drawings

Schematic diagram



- ① Horizontal
- ② Vertical

## Classifications

eCl@ss

eCl@ss 10.0.1	27141137
eCl@ss 11.0	27281101
eCl@ss 4.0	24190200
eCl@ss 4.1	24190200

## Marker for terminal blocks - UC-TM 10 OG CUS - 0824608

### Classifications

#### eCl@ss

eCl@ss 5.0	27141100
eCl@ss 5.1	27141100
eCl@ss 6.0	27141100
eCl@ss 7.0	27141137
eCl@ss 9.0	27141137

#### ETIM

ETIM 2.0	EC000761
ETIM 3.0	EC000761
ETIM 4.0	EC000761
ETIM 6.0	EC000761
ETIM 7.0	EC000761

#### UNSPSC

UNSPSC 6.01	30211811
UNSPSC 7.0901	39121410
UNSPSC 11	39121410
UNSPSC 12.01	39121410
UNSPSC 13.2	39131505
UNSPSC 18.0	39131505
UNSPSC 19.0	39131505
UNSPSC 20.0	39131505
UNSPSC 21.0	39131505