

Double socket - EO-K/UT/LED/DUO/GN - 0804118


Please be informed that the data shown in this PDF Document is generated from our Online Catalog. Please find the complete data in the user's documentation. Our General Terms of Use for Downloads are valid (<http://phoenixcontact.com/download>)



Double socket, Pin connector pattern type K, Screw connection, for Denmark and other countries, with LED display, green, for mounting on a DIN rail in the service interface or direct mounting, 250 V AC, 16 A, -60 °C, 105 °C, SR 107-2-D1



Key Commercial Data

Packing unit	1
GTIN	 4 0 5 5 6 2 6 2 2 6 5 1 4
GTIN	4055626226514
Custom tariff number	85366990

Technical data

Dimensions

Width	90 mm
Height	75 mm
Depth	57.5 mm

Ambient conditions

Ambient temperature (operation)	-60 °C ... 105 °C (max. short-term operating temperature 130°C)
Ambient temperature (storage/transport)	-25 °C ... 60 °C (for a short time, not exceeding 24 h, -60 °C to +70 °C)

General

Nominal voltage U_N	250 V AC (50 Hz)
Nominal current I_N	16 A
Status display	Yes
Contact material	CuZn37
Color	green

Double socket - EO-K/UT/LED/DUO/GN - 0804118

Technical data

General

Insulating material	PA
Flammability rating according to UL 94	V0
Standards/regulations	SR 107-2-D1
Country ID	Denmark

Connection data

Conductor cross section solid min.	0.2 mm ²
Conductor cross section solid max.	4 mm ²
Conductor cross section flexible min.	0.2 mm ²
Conductor cross section flexible max.	2.5 mm ²
Conductor cross section AWG min.	24
Conductor cross section AWG max.	12
Connection method	Screw connection

Standards and Regulations

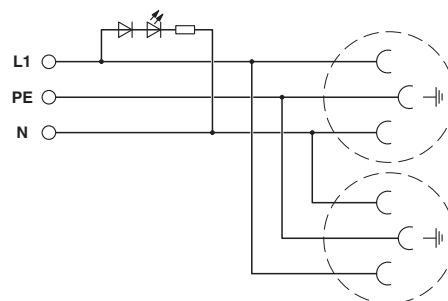
Standards/regulations	SR 107-2-D1
Flammability rating according to UL 94	V0

Environmental Product Compliance

REACH SVHC	Hexahydromethylphthalic anhydride 25550-51-0
	Lead 7439-92-1
China RoHS	Environmentally Friendly Use Period = 50 years
	For details about hazardous substances go to tab "Downloads", Category "Manufacturer's declaration"

Drawings

Circuit diagram



Double socket - EO-K/UT/LED/DUO/GN - 0804118

Classifications

eCl@ss

eCl@ss 10.0.1	27142305
eCl@ss 11.0	27142305
eCl@ss 4.0	27142300
eCl@ss 4.1	27142300
eCl@ss 5.0	27142300
eCl@ss 5.1	27142300
eCl@ss 6.0	27142300
eCl@ss 7.0	27142305
eCl@ss 9.0	27142305

ETIM

ETIM 6.0	EC001663
ETIM 7.0	EC001663

Approvals

Approvals


Approvals

EAC-RoHS / EAC

Ex Approvals

Approval details

EAC-RoHS		RU D- DE.HB49.B.00025
----------	---	--------------------------

EAC		RU C- DE.BL08.B.00511
-----	---	--------------------------

Accessories

Accessories

Terminal marking

Double socket - EO-K/UT/LED/DUO/GN - 0804118

Accessories

Marker for terminal blocks - UC-TMF 8 - 0818137



Marker for terminal blocks. Sheet, white, unlabeled, can be labeled with: BLUEMARK ID COLOR, BLUEMARK ID, BLUEMARK CLED, PLOTMARK, CMS-P1-PLOTTER, mounting type: snap into flat marker groove, for terminal block width: 8.2 mm, lettering field size: 7.6 x 5.1 mm, Number of individual labels: 56

Marker for terminal blocks - UC-TMF 16 - 0819262



Marker for terminal blocks. Sheet, white, unlabeled, can be labeled with: BLUEMARK ID COLOR, BLUEMARK ID, BLUEMARK CLED, PLOTMARK, CMS-P1-PLOTTER, mounting type: snap into flat marker groove, for terminal block width: 16 mm, lettering field size: 15.45 x 5.1 mm, Number of individual labels: 32

Zack Marker strip, flat - ZBF 8:UNBEDRUCKT - 0808781



Zack Marker strip, flat, Strip, white, unlabeled, can be labeled with: PLOTMARK, CMS-P1-PLOTTER, mounting type: snap into flat marker groove, for terminal block width: 8 mm, lettering field size: 5.15 x 8.15 mm, Number of individual labels: 10

Zack Marker strip, flat - ZBF 16:UNPRINTED - 0827464



Zack Marker strip, flat, Strip, white, unlabeled, can be labeled with: PLOTMARK, CMS-P1-PLOTTER, mounting type: snap into flat marker groove, for terminal block width: 16 mm, lettering field size: 16.25 x 10.5 mm, Number of individual labels: 50