

## Panel feed-through terminal block - HDFKV 25-VP/Z - 0714150

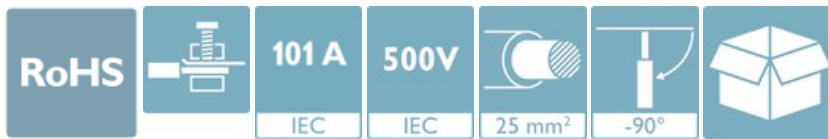
Please be informed that the data shown in this PDF Document is generated from our Online Catalog. Please find the complete data in the user's documentation. Our General Terms of Use for Downloads are valid (<http://phoenixcontact.com/download>)



Panel feed-through terminal block, connection method: Screw connection with tension sleeve, Cable lug connection, number of positions: 1, load current: 101 A, cross section: 6 mm<sup>2</sup> - 35 mm<sup>2</sup>, connection direction of the conductor to plug-in direction: -90 °, width: 15.1 mm, color: gray

### Your advantages

- ✓ Well-known connection principle allows worldwide use
- ✓ Low temperature rise, thanks to maximum contact force
- ✓ Tool-free snap-in principle enables easy mounting on the device panel
- ✓ Automatic panel thickness compensation enables universal use
- ✓ Reliable seal even with low-viscosity molding compounds



### Key Commercial Data

Packing unit	1 pc
Minimum order quantity	25 pc
GTIN	
GTIN	4046356180245
Weight per Piece (excluding packing)	16.400 g
Custom tariff number	85369010
Country of origin	Greece

### Technical data

#### Item properties

Brief article description	Panel feed-through terminal block
Range of articles	HDFKV 25-VP
Pitch	15.1 mm
Number of positions	1

# Panel feed-through terminal block - HDFKV 25-VP/Z - 0714150

## Technical data

### Item properties

Number of connections	2
Number of potentials	1

### Electrical parameters

Nominal current	101 A
Nom. voltage	500 V
Maximum load current	125 A (with 35 mm <sup>2</sup> conductor cross section)
Rated voltage (III/3)	500 V
Rated surge voltage (III/3)	6 kV

### Connection capacity, external

Connection method	Screw connection with tension sleeve
Connection direction of the conductor to plug-in direction	-90 °
Conductor cross section solid	6 mm <sup>2</sup> ... 35 mm <sup>2</sup>
Conductor cross section flexible	10 mm <sup>2</sup> ... 25 mm <sup>2</sup>
Conductor cross section flexible, with ferrule without plastic sleeve	4 mm <sup>2</sup> ... 25 mm <sup>2</sup>
Conductor cross section, flexible, with ferrule, with plastic sleeve	4 mm <sup>2</sup> ... 25 mm <sup>2</sup>
2 conductors with same cross section, solid	2.5 mm <sup>2</sup> ... 10 mm <sup>2</sup>
2 conductors with same cross section, flexible	4 mm <sup>2</sup> ... 10 mm <sup>2</sup>
2 conductors with same cross section, flexible, with ferrule without plastic sleeve	2.5 mm <sup>2</sup> ... 10 mm <sup>2</sup>
2 conductors with the same cross section, flexible, with TWIN ferrule with plastic sleeve	2.5 mm <sup>2</sup> ... 10 mm <sup>2</sup>
Internal cylindrical gage	B8
Stripping length	19 mm
Torque	4 Nm ... 4.5 Nm

### Connection capacity, internal

Connection method	Cable lug connection
Connection direction of the conductor to plug-in direction	0 °
Cable lug connection according to standard	M6 6 Nm 8 Nm

### Material data - contact

Note	WEEE/RoHS-compliant, free of whiskers according to IEC 60068-2-82/ JEDEC JESD 201
Contact material	Cu alloy
Surface characteristics	tin-plated

### Material data - housing

Housing color	gray (7042)
Insulating material	PA

# Panel feed-through terminal block - HDFKV 25-VP/Z - 0714150

## Technical data

### Material data - housing

Insulating material group	I
CTI according to IEC 60112	600
Flammability rating according to UL 94	V0
Glow wire flammability index GWFI according to EN 60695-2-12	850
Glow wire ignition temperature GWIT according to EN 60695-2-13	775
Temperature for the ball pressure test according to EN 60695-10-2	125 °C

### Dimensions for the product

Caption	Schematische Abbildung - weitere Details siehe Produktfamilienzeichnung im Download Center
Length [ l ]	74 mm
Width [ w ]	15.1 mm
Height [ h ]	53.6 mm
Pitch	15.1 mm

### Packaging information

Type of packaging	packed in cardboard
Pieces per package	25
Denomination packing units	Pcs.

### Electrical tests

Rated current	101 A
Conductor cross section	25 mm <sup>2</sup>

### Air clearances and creepage distances

Minimum clearance - inhomogeneous field (III/3)	5.5 mm
Minimum creepage distance value (III/3)	6.3 mm

### Standards and Regulations

Connection in acc. with standard	CSA
	IEC 60947-7-1
Flammability rating according to UL 94	V0
Safety note	<ul style="list-style-type: none"> <li>• Only electrically qualified personnel may install and operate the product. To recognize and prevent danger, the qualified personnel must be familiar with the basics of electrical engineering.</li> <li>• Observe the technical data provided here and refer to the documents listed under "Downloads". The download area contains important information, such as installation notes, technical drawings, and 3D data.</li> <li>• The cable entry funnel is not safe to touch. Never connect or disconnect the terminal when it is energized. Take appropriate steps to ensure touch protection.</li> <li>• To maintain the nominal voltage, align the cable lugs straight and centered, and cast the terminals on the inside.</li> </ul>

# Panel feed-through terminal block - HDFKV 25-VP/Z - 0714150

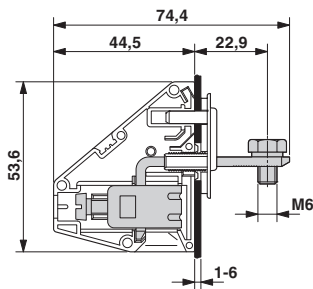
## Technical data

### Environmental Product Compliance

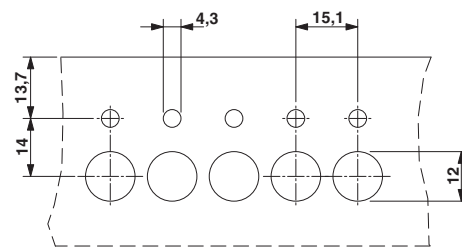
China RoHS	Environmentally friendly use period: unlimited = EFUP-e
	No hazardous substances above threshold values

## Drawings

Dimensional drawing



Dimensional drawing



## Classifications

### eCl@ss

eCl@ss 10.0.1	27141134
eCl@ss 11.0	27141134
eCl@ss 4.0	27141100
eCl@ss 4.1	27141100
eCl@ss 5.0	27141100
eCl@ss 5.1	27141100
eCl@ss 6.0	27141100
eCl@ss 7.0	27141134
eCl@ss 9.0	27141134

### ETIM

ETIM 2.0	EC001283
ETIM 3.0	EC001283
ETIM 4.0	EC001283
ETIM 6.0	EC001283
ETIM 7.0	EC001283

### UNSPSC

UNSPSC 6.01	30211811
UNSPSC 7.0901	39121410
UNSPSC 11	39121410

# Panel feed-through terminal block - HDFKV 25-VP/Z - 0714150

## Classifications

### UNSPSC

UNSPSC 12.01	39121410
UNSPSC 13.2	39121410
UNSPSC 18.0	39121410
UNSPSC 19.0	39121410
UNSPSC 20.0	39121410
UNSPSC 21.0	39121410

## Approvals

### Approvals

---

#### Approvals


CSA / UL Recognized / EAC


---

#### Ex Approvals

---

### Approval details

CSA		<a href="http://www.csagroup.org/services-industries/product-listing/">http://www.csagroup.org/services-industries/product-listing/</a>	13631
	B	C	
Nominal voltage UN	600 V	600 V	
Nominal current IN	100 A	100 A	
mm <sup>2</sup> /AWG/kcmil	8-2	8-2	

UL Recognized		<a href="http://database.ul.com/cgi-bin/XYV/template/LISEXT/1FRAME/index.htm">http://database.ul.com/cgi-bin/XYV/template/LISEXT/1FRAME/index.htm</a>	E60425-19890329
	B	C	
Nominal voltage UN	600 V	600 V	
Nominal current IN	115 A	115 A	
mm <sup>2</sup> /AWG/kcmil	8-2	8-2	

## Panel feed-through terminal block - HDFKV 25-VP/Z - 0714150

### Approvals

EAC		B.01687
-----	---	---------