

## Feed-through terminal block - UK 5 N BK - 0711344


Please be informed that the data shown in this PDF Document is generated from our Online Catalog. Please find the complete data in the user's documentation. Our General Terms of Use for Downloads are valid (<http://phoenixcontact.com/download>)



Feed-through terminal block, nom. voltage: 800 V, nominal current: 32 A, connection method: Screw connection, number of connections: 2, cross section: 0.2 mm<sup>2</sup> - 6 mm<sup>2</sup>, AWG: 24 - 10, width: 6.2 mm, color: black, mounting type: NS 35/7,5, NS 35/15, NS 32



### Key Commercial Data

Packing unit	1 pc
Minimum order quantity	50 pc
GTIN	 4 017918 463069
GTIN	4017918463069
Weight per Piece (excluding packing)	9.140 g
Custom tariff number	85369010
Country of origin	China

### Technical data

#### General

Number of levels	1
Number of connections	2
Potentials	1
Nominal cross section	4 mm <sup>2</sup>
Color	black
Insulating material	PA
Flammability rating according to UL 94	V0
Rated surge voltage	8 kV
Degree of pollution	3
Overvoltage category	III

# Feed-through terminal block - UK 5 N BK - 0711344

## Technical data

### General

Insulating material group	I
Maximum power dissipation for nominal condition	1.02 W
Maximum load current	41 A (with 6 mm <sup>2</sup> conductor cross section)
Nominal current I <sub>N</sub>	32 A
Nominal voltage U <sub>N</sub>	800 V
Open side panel	Yes
Shock protection test specification	IEC 60529:2001-02
Back of the hand protection	guaranteed
Finger protection	guaranteed
Result of surge voltage test	Test passed
Result of power-frequency withstand voltage test	Test passed
Power frequency withstand voltage setpoint	2 kV
Result of the test for mechanical stability of terminal points (5 x conductor connection)	Test passed
Result of flexion and pull-out test	Test passed
Bending test rotation speed	10 rpm
Bending test turns	135
Bending test conductor cross section/weight	0.2 mm <sup>2</sup> / 0.2 kg
	4 mm <sup>2</sup> / 0.9 kg
Tensile test result	Test passed
Result of tight fit on support	Test passed
Tight fit on carrier	NS 32/NS 35
Setpoint	5 N
Result of voltage-drop test	Test passed
Result of temperature-rise test	Test passed
Requirement temperature-rise test	Increase in temperature ≤ 45 K
Short circuit stability result	Test passed
Conductor cross section short circuit testing	4 mm <sup>2</sup>
Short-time current	0.48 kA
Result of thermal test	Test passed
Proof of thermal characteristics (needle flame) effective duration	30 s
Relative insulation material temperature index (Elec., UL 746 B)	130 °C
Temperature index of insulation material (DIN EN 60216-1 (VDE 0304-21))	125 °C
Static insulating material application in cold	-60 °C
Surface flammability NFPA 130 (ASTM E 162)	passed
Specific optical density of smoke NFPA 130 (ASTM E 662)	passed
Calorimetric heat release NFPA 130 (ASTM E 1354)	27,5 MJ/kg

# Feed-through terminal block - UK 5 N BK - 0711344

## Technical data

### General

Smoke gas toxicity NFPA 130 (SMP 800C)	passed
Fire protection for rail vehicles (DIN EN 45545-2) R22	HL 1 - HL 3
Fire protection for rail vehicles (DIN EN 45545-2) R23	HL 1 - HL 3
Fire protection for rail vehicles (DIN EN 45545-2) R24	HL 1 - HL 3
Fire protection for rail vehicles (DIN EN 45545-2) R26	HL 1 - HL 3

### Dimensions

Width	6.2 mm
End cover width	1.8 mm
Length	42.5 mm
Height NS 35/7,5	47 mm
Height NS 35/15	54.5 mm
Height NS 32	52 mm

### Connection data

Connection method	Screw connection
Screw thread	M3
Stripping length	8 mm
Tightening torque, min	0.6 Nm
Tightening torque max	0.8 Nm
Connection in acc. with standard	IEC 60947-7-1
Conductor cross section solid min.	0.2 mm <sup>2</sup>
Conductor cross section solid max.	6 mm <sup>2</sup>
Conductor cross section AWG min.	24
Conductor cross section AWG max.	10
Conductor cross section flexible min.	0.2 mm <sup>2</sup>
Conductor cross section flexible max.	4 mm <sup>2</sup>
Min. AWG conductor cross section, flexible	24
Max. AWG conductor cross section, flexible	12
Conductor cross section flexible, with ferrule without plastic sleeve min.	0.25 mm <sup>2</sup>
Conductor cross section flexible, with ferrule without plastic sleeve max.	4 mm <sup>2</sup>
Conductor cross section flexible, with ferrule with plastic sleeve min.	0.25 mm <sup>2</sup>
Conductor cross section flexible, with ferrule with plastic sleeve max.	2.5 mm <sup>2</sup>
Cross section with insertion bridge, solid max.	4 mm <sup>2</sup>
Cross section with insertion bridge, stranded max.	4 mm <sup>2</sup>
2 conductors with same cross section, solid min.	0.2 mm <sup>2</sup>
2 conductors with same cross section, solid max.	1.5 mm <sup>2</sup>
2 conductors with same cross section, stranded min.	0.2 mm <sup>2</sup>

# Feed-through terminal block - UK 5 N BK - 0711344

## Technical data

### Connection data

2 conductors with same cross section, stranded max.	1.5 mm <sup>2</sup>
Two conductors with the same cross section, flexible, with TWIN ferrules, with plastic sleeve, minimum	0.5 mm <sup>2</sup>
Two conductors with the same cross section, flexible, with TWIN ferrules, with plastic sleeve, maximum	2.5 mm <sup>2</sup>
Two conductors with the same cross section stranded, with ferrule and without plastic sleeve, minimum	0.25 mm <sup>2</sup>
Two conductors with the same cross section stranded, with ferrule and without plastic sleeve, maximum	1.5 mm <sup>2</sup>
Internal cylindrical gage	A4

### Ambient conditions

Operating temperature	-60 °C ... 105 °C (max. short-term operating temperature 130°C)
Ambient temperature (storage/transport)	-25 °C ... 60 °C (for a short time, not exceeding 24 h, -60 °C to +70 °C)
Permissible humidity (storage/transport)	30 % ... 70 %
Ambient temperature (assembly)	-5 °C ... 70 °C
Ambient temperature (actuation)	-5 °C ... 70 °C

### Standards and Regulations

Connection in acc. with standard	CSA
	IEC 60947-7-1
Flammability rating according to UL 94	V0

### Environmental Product Compliance

REACH SVHC	Lead 7439-92-1
China RoHS	Environmentally Friendly Use Period = 50 years
	For details about hazardous substances go to tab "Downloads", Category "Manufacturer's declaration"

## Drawings

Circuit diagram



## Classifications

eCl@ss

eCl@ss 10.0.1	27141120
eCl@ss 11.0	27141120
eCl@ss 4.0	27141100

## Feed-through terminal block - UK 5 N BK - 0711344

### Classifications

#### eCl@ss

eCl@ss 4.1	27141100
eCl@ss 5.0	27141100
eCl@ss 5.1	27141100
eCl@ss 6.0	27141100
eCl@ss 7.0	27141120
eCl@ss 9.0	27141120

#### ETIM

ETIM 2.0	EC000897
ETIM 3.0	EC000897
ETIM 4.0	EC000897
ETIM 6.0	EC000897
ETIM 7.0	EC000897

#### UNSPSC

UNSPSC 6.01	30211811
UNSPSC 7.0901	39121410
UNSPSC 11	39121410
UNSPSC 12.01	39121410
UNSPSC 13.2	39121410
UNSPSC 18.0	39121410
UNSPSC 19.0	39121410
UNSPSC 20.0	39121410
UNSPSC 21.0	39121410

### Approvals

#### Approvals

---

#### Approvals

DNV GL / CSA / KEMA-KEUR / IECEx CB Scheme / EAC / EAC

---

#### Ex Approvals

IECEx / UL Recognized / cUL Recognized / GL / EAC Ex / DNV GL-EX / ATEX / CCC / NEPSI / cULus Recognized


---


#### Approval details


# Feed-through terminal block - UK 5 N BK - 0711344


## Approvals

DNV GL		<a href="https://approvalfinder.dnvgl.com/">https://approvalfinder.dnvgl.com/</a>	TAE00001CT
--------	-----------------------------------------------------------------------------------	-----------------------------------------------------------------------------------	------------

CSA		<a href="http://www.csagroup.org/services-industries/product-listing/">http://www.csagroup.org/services-industries/product-listing/</a>	13631
Nominal voltage UN		600 V	
Nominal current IN		30 A	
mm <sup>2</sup> /AWG/kcmil		28-10	

KEMA-KEUR		<a href="http://www.dekra-certification.com">http://www.dekra-certification.com</a>	71-113896
Nominal voltage UN		800 V	
mm <sup>2</sup> /AWG/kcmil		4	

IECEE CB Scheme		<a href="http://www.iecee.org/">http://www.iecee.org/</a>	NL-65692
Nominal voltage UN		800 V	
mm <sup>2</sup> /AWG/kcmil		4	

EAC		RU C- DE.A*30.B.01742
-----	-------------------------------------------------------------------------------------	--------------------------

EAC		RU C- DE.BL08.B.00534
-----	-------------------------------------------------------------------------------------	--------------------------

## Accessories

Accessories

Bridge

## Feed-through terminal block - UK 5 N BK - 0711344

### Accessories

Fixed bridge - FB-150 METER - 0201595



Cross connection rail, for fixed bridging of identical inputs and outputs, made of Cu, nickel-plated, 1 m long

---

### Cover profile

Cover - EA 5 - 1024014



Cover, width: 5 mm, height: 17.5 mm, material: ABS, length: 50 mm, color: transparent

---

Cover - EA 5-WS - 1024085



Single covers, for covering one terminal block, with black symbol (lightning flash) snap fit, color: transparent/yellow

---

### DIN rail

DIN rail perforated - NS 32 PERF 2000MM - 1201002



DIN rail perforated, G profile, width: 32 mm, height: 15 mm, acc. to EN 60715, material: Steel, galvanized, passivated with a thick layer, length: 2000 mm, color: silver

---

DIN rail, unperforated - NS 32 UNPERF 2000MM - 1201015



DIN rail, unperforated, G profile, width: 32 mm, height: 15 mm, acc. to EN 60715, material: Steel, galvanized, passivated with a thick layer, length: 2000 mm, color: silver

## Feed-through terminal block - UK 5 N BK - 0711344

### Accessories

---

#### DIN rail perforated - NS 35/ 7,5 PERF 2000MM - 0801733



DIN rail perforated, Standard profile, width: 35 mm, height: 7.5 mm, acc. to EN 60715, material: Steel, galvanized, passivated with a thick layer, length: 2000 mm, color: silver

---

#### DIN rail, unperforated - NS 35/ 7,5 UNPERF 2000MM - 0801681



DIN rail, unperforated, Standard profile, width: 35 mm, height: 7.5 mm, acc. to EN 60715, material: Steel, galvanized, passivated with a thick layer, length: 2000 mm, color: silver

---

#### DIN rail perforated - NS 35/ 7,5 WH PERF 2000MM - 1204119



DIN rail perforated, Standard profile, width: 35 mm, height: 7.5 mm, acc. to EN 60715, material: Steel, Galvanized, white passivated, length: 2000 mm, color: silver

---

#### DIN rail, unperforated - NS 35/ 7,5 WH UNPERF 2000MM - 1204122



DIN rail, unperforated, Standard profile, width: 35 mm, height: 7.5 mm, acc. to EN 60715, material: Steel, Galvanized, white passivated, length: 2000 mm, color: silver

---

#### DIN rail, unperforated - NS 35/ 7,5 AL UNPERF 2000MM - 0801704



DIN rail, unperforated, Standard profile, width: 35 mm, height: 7.5 mm, acc. to EN 60715, material: Aluminum, uncoated, length: 2000 mm, color: silver

---



## Feed-through terminal block - UK 5 N BK - 0711344

### Accessories

DIN rail perforated - NS 35/ 7,5 ZN PERF 2000MM - 1206421



DIN rail perforated, Standard profile, width: 35 mm, height: 7.5 mm, acc. to EN 60715, material: Steel, galvanized, length: 2000 mm, color: silver

---

DIN rail, unperforated - NS 35/ 7,5 ZN UNPERF 2000MM - 1206434



DIN rail, unperforated, Standard profile, width: 35 mm, height: 7.5 mm, acc. to EN 60715, material: Steel, galvanized, length: 2000 mm, color: silver

---

DIN rail, unperforated - NS 35/ 7,5 CU UNPERF 2000MM - 0801762



DIN rail, unperforated, Standard profile, width: 35 mm, height: 7.5 mm, acc. to EN 60715, material: Copper, uncoated, length: 2000 mm, color: copper-colored

---

End cap - NS 35/ 7,5 CAP - 1206560



DIN rail end piece, for DIN rail NS 35/7.5

---

DIN rail perforated - NS 35/15 PERF 2000MM - 1201730



DIN rail perforated, Standard profile, width: 35 mm, height: 15 mm, similar to EN 60715, material: Steel, galvanized, passivated with a thick layer, length: 2000 mm, color: silver

---

## Feed-through terminal block - UK 5 N BK - 0711344

### Accessories

DIN rail, unperforated - NS 35/15 UNPERF 2000MM - 1201714



DIN rail, unperforated, Standard profile, width: 35 mm, height: 15 mm, similar to EN 60715, material: Steel, galvanized, passivated with a thick layer, length: 2000 mm, color: silver

DIN rail perforated - NS 35/15 WH PERF 2000MM - 0806602



DIN rail perforated, Standard profile, width: 35 mm, height: 15 mm, similar to EN 60715, material: Steel, Galvanized, white passivated, length: 2000 mm, color: silver

DIN rail, unperforated - NS 35/15 WH UNPERF 2000MM - 1204135



DIN rail, unperforated, Standard profile, width: 35 mm, height: 15 mm, similar to EN 60715, material: Steel, Galvanized, white passivated, length: 2000 mm, color: silver

DIN rail, unperforated - NS 35/15 AL UNPERF 2000MM - 1201756



DIN rail, unperforated, Standard profile, width: 35 mm, height: 15 mm, similar to EN 60715, material: Aluminum, uncoated, length: 2000 mm, color: silver

DIN rail perforated - NS 35/15 ZN PERF 2000MM - 1206599



DIN rail perforated, Standard profile, width: 35 mm, height: 15 mm, similar to EN 60715, material: Steel, galvanized, length: 2000 mm, color: silver

## Feed-through terminal block - UK 5 N BK - 0711344

### Accessories

DIN rail, unperforated - NS 35/15 ZN UNPERF 2000MM - 1206586



DIN rail, unperforated, Standard profile, width: 35 mm, height: 15 mm, similar to EN 60715, material: Steel, galvanized, length: 2000 mm, color: silver

DIN rail, unperforated - NS 35/15 CU UNPERF 2000MM - 1201895



DIN rail, unperforated, Standard profile, width: 35 mm, height: 15 mm, similar to EN 60715, material: Copper, uncoated, length: 2000 mm, color: copper-colored

End cap - NS 35/15 CAP - 1206573



DIN rail end piece, for DIN rail NS 35/15

DIN rail, unperforated - NS 35/15-2,3 UNPERF 2000MM - 1201798



DIN rail, unperforated, Standard profile 2.3 mm, width: 35 mm, height: 15 mm, acc. to EN 60715, material: Steel, galvanized, passivated with a thick layer, length: 2000 mm, color: silver

End block

End clamp - CLIPFIX 35 - 3022218



Quick mounting end clamp for NS 35/7,5 DIN rail or NS 35/15 DIN rail, with marking option, width: 9.5 mm, color: gray

## Feed-through terminal block - UK 5 N BK - 0711344

### Accessories

End clamp - CLIPFIX 35-5 - 3022276



Quick mounting end clamp for NS 35/7,5 DIN rail or NS 35/15 DIN rail, with marking option, with parking option for FBS...5, FBS...6, KSS 5, KSS 6, width: 5.15 mm, color: gray

End clamp - E/NS 35 N - 0800886



End clamp, width: 9.5 mm, color: gray

End clamp - E/UK - 1201442



End clamp, width: 9.5 mm, height: 35.3 mm, material: PA, length: 50.5 mm, Mounting on a DIN rail NS 32 or NS 35, color: gray

End clamp - E/UK 1 - 1201413



End clamps, for supporting the ends of double-level and three-level terminal blocks, width: 10 mm, color: gray

End cover

End cover - D-UK 4/10 - 3003020



End cover, length: 42.5 mm, width: 1.8 mm, height: 35.9 mm, color: gray

## Feed-through terminal block - UK 5 N BK - 0711344

### Accessories

#### Insertion bridge

Insertion bridge - EB 2- 6 - 0201155



Insertion bridge, pitch: 6.2 mm, number of positions: 2, color: gray

---

Insertion bridge - EB 3- 6 - 0201142



Insertion bridge, pitch: 6.2 mm, number of positions: 3, color: gray

---

Insertion bridge - EB 10- 6 - 0201139



Insertion bridge, pitch: 6.2 mm, number of positions: 10, color: gray

---

#### Insulating sleeve

Bridge bar isolator - IS-K 4 - 1302338



Bridge bar isolator, color: gray

---

Insulating sleeve - MPS-IH WH - 0201663



Insulating sleeve, color: white

## Feed-through terminal block - UK 5 N BK - 0711344

### Accessories

---

Insulating sleeve - MPS-IH RD - 0201676

Insulating sleeve, color: red



Insulating sleeve - MPS-IH BU - 0201689

Insulating sleeve, color: blue



Insulating sleeve - MPS-IH YE - 0201692

Insulating sleeve, color: yellow



Insulating sleeve - MPS-IH GN - 0201702

Insulating sleeve, color: green



Insulating sleeve - MPS-IH GY - 0201728

Insulating sleeve, color: gray



## Feed-through terminal block - UK 5 N BK - 0711344

### Accessories

Insulating sleeve - MPS-IH BK - 0201731

Insulating sleeve, color: black



---

### Labeled terminal marker

Zack marker strip - ZB 6 CUS - 0824992



Zack marker strip, can be ordered: Strip, white, labeled according to customer specifications, mounting type: snap into tall marker groove, for terminal block width: 6.2 mm, lettering field size: 6.15 x 10.5 mm, Number of individual labels: 10

---

Zack marker strip - ZB 6,LGS:FORTL.ZAHLEN - 1051016



Zack marker strip, Strip, white, labeled, can be labeled with: CMS-P1-PLOTTER, printed horizontally: consecutive numbers 1 ... 10, 11 ... 20, etc. up to 491 ... 500, mounting type: snap into tall marker groove, for terminal block width: 6.2 mm, lettering field size: 6.15 x 10.5 mm, Number of individual labels: 10

---

Zack marker strip - ZB 6,QR:FORTL.ZAHLEN - 1051029



Zack marker strip, Strip, white, labeled, can be labeled with: CMS-P1-PLOTTER, Printed vertically: consecutive numbers 1 ... 10, 11 ... 20, etc. up to 491 ... 500, mounting type: snap into tall marker groove, for terminal block width: 6.2 mm, lettering field size: 6.15 x 10.5 mm, Number of individual labels: 10

---

Zack marker strip - ZB 6,LGS:GLEICHE ZAHLEN - 1051032



Zack marker strip, Strip, white, labeled, can be labeled with: CMS-P1-PLOTTER, printed horizontally: Identical numbers 1 or 2, etc. up to 100, mounting type: snap into tall marker groove, for terminal block width: 6.2 mm, lettering field size: 6.15 x 10.5 mm, Number of individual labels: 10

## Feed-through terminal block - UK 5 N BK - 0711344

### Accessories

#### Marker for terminal blocks - ZB 6,LGS:L1-N,PE - 1051414



Marker for terminal blocks. Strip, white, labeled, can be labeled with: CMS-P1-PLOTTER, horizontal: L1, L2, L3, N, PE, L1, L2, L3, N, PE, mounting type: snap into tall marker groove, for terminal block width: 6.2 mm, lettering field size: 6.15 x 10.5 mm, Number of individual labels: 10

#### Marker for terminal blocks - ZB 6,LGS:U-N - 1051430



Marker for terminal blocks, Strip, white, labeled, can be labeled with: CMS-P1-PLOTTER, printed horizontally: U, V, W, N, GND, U, V, W, N, GND, mounting type: snap into tall marker groove, for terminal block width: 6.2 mm, lettering field size: 6.15 x 10.5 mm, Number of individual labels: 10

#### Marker for terminal blocks - UC-TM 6 CUS - 0824589



Marker for terminal blocks, can be ordered: by sheet, white, labeled according to customer specifications, mounting type: snap into tall marker groove, for terminal block width: 6.2 mm, lettering field size: 5.6 x 10.5 mm, Number of individual labels: 80

#### Marker for terminal blocks - UCT-TM 6 CUS - 0829602



Marker for terminal blocks, can be ordered: by sheet, white, labeled according to customer specifications, mounting type: snap into tall marker groove, for terminal block width: 6.2 mm, lettering field size: 5.6 x 10.5 mm, Number of individual labels: 60

### Mounting material

#### Screw - ZSR - 2303608



Screw



## Feed-through terminal block - UK 5 N BK - 0711344

### Accessories

Screw - ZSR-EX - 0200017



Screw

---

### Partition plate

Separating plate - TS-K - 1302215



Separating plate, length: 22 mm, width: 0.5 mm, height: 22 mm, color: gray

---

Partition plate - ATP-UK - 3003224



Partition plate, length: 56 mm, width: 1.5 mm, height: 45.7 mm, color: gray

---

### Screw bridge

Step bracket - STL 10N/5N - 0204110



Step bracket, pitch: 5 mm, number of positions: 2, color: silver

---

Step bracket - STL 35/ 5 - 0204107



Step bracket, pitch: 5 mm, number of positions: 2, color: silver

## Feed-through terminal block - UK 5 N BK - 0711344

### Accessories

---

Jumper - ISSBI 10- 6 - 0301505



Jumper, pitch: 6 mm, number of positions: 10, color: silver

---

Jumper - LB 10-6 BU - 0202280



Jumper, pitch: 6 mm, number of positions: 10, color: blue

---

Jumper - LB 10-6 GY - 0202358



Jumper, pitch: 6 mm, number of positions: 10, color: gray

---

Jumper - LB 100-6 GY - 0202345



Jumper, pitch: 6 mm, number of positions: 100, color: gray

---

Jumper - LB 100-6 BU - 0202303



Jumper, number of positions: 100, color: blue

---

## Feed-through terminal block - UK 5 N BK - 0711344

### Accessories

Chain bridge - KB- 6-EX - 0201485



Chain bridge, number of positions: 1, color: silver

---

Fixed bridge - FBI 2- 6 - 0203438



Fixed bridge, pitch: 6.2 mm, number of positions: 2, color: silver

---

Fixed bridge - FBI 10- 6 - 0203250



Fixed bridge, pitch: 6.2 mm, number of positions: 10, color: silver

---

Fixed bridge - FB 3- 6-EX - 0201469



Fixed bridge, pitch: 6.2 mm, number of positions: 3, color: silver

---

Fixed bridge - FB 2- 6-EX - 0201456



Fixed bridge, pitch: 6.2 mm, number of positions: 2, color: silver

---

## Feed-through terminal block - UK 5 N BK - 0711344

### Accessories

Fixed bridge - FB 5- 6 - 0201029



Fixed bridge, pitch: 6.2 mm, number of positions: 5, color: silver

---

Fixed bridge - FBI 100- 6 - 0201650



Fixed bridge, pitch: 6.2 mm, number of positions: 100, color: silver

---

Fixed bridge - FBI 20- 6 - 0201867



Fixed bridge, pitch: 6.2 mm, number of positions: 20, color: silver

---

Fixed bridge - FB 10- 6-EX - 0201281



Fixed bridge, pitch: 6.2 mm, number of positions: 10, color: silver

---

Jumper - LB 100-6 RD - 0202316



Jumper, number of positions: 100, color: red

---

## Feed-through terminal block - UK 5 N BK - 0711344

### Accessories

Jumper - LB 10-6 RD - 0202293



Jumper, pitch: 6 mm, number of positions: 10, color: red

---

### Screwdriver tools

Screwdriver - SF-SL 0,6X3,5-100 S-VDE - 1212587



Actuation tool, for ST terminal blocks, VDE insulated, with slimmer insulation integrated in the blade, also suitable for use as a bladed screwdriver, size: 0.6 x 3.5 x 100 mm, 2-component grip, with non-slip grip

---

### Short-circuit connector

Short-circuit connector - KSS 6 - 0301547



Short-circuit connector, pitch: 6 mm, number of positions: 2, color: black

---

Short-circuit connector - KSS 3- 6 - 0309523



Short-circuit connector, pitch: 6 mm, number of positions: 3, color: black

---

### Switching jumper

## Feed-through terminal block - UK 5 N BK - 0711344

### Accessories

Switching jumper - USBRJ 2-7 - 2305538



Switching jumper, number of positions: 2, color: silver

---

### Terminal marking

Marker card - SBS 6:UNBEDRUCKT - 1007222



Marker card, Card, white, unlabeled, can be labeled with: Marker pen, mounting type: snap into tall marker groove, snap into flat marker groove, for terminal block width: 6 mm, lettering field size: 6 x 6.1 mm, Number of individual labels: 250

---

Zack marker strip - ZB 6:UNBEDRUCKT - 1051003



Zack marker strip, Strip, white, unlabeled, can be labeled with: PLOTMARK, CMS-P1-PLOTTER, mounting type: snap into tall marker groove, for terminal block width: 6.2 mm, lettering field size: 6.15 x 10.5 mm, Number of individual labels: 10

---

Marker for terminal blocks - UC-TM 6 - 0818085



Marker for terminal blocks, Sheet, white, unlabeled, can be labeled with: BLUEMARK ID COLOR, BLUEMARK ID, BLUEMARK CLED, PLOTMARK, CMS-P1-PLOTTER, mounting type: snap into tall marker groove, for terminal block width: 6.2 mm, lettering field size: 5.6 x 10.5 mm, Number of individual labels: 80

---

Marker for terminal blocks - UCT-TM 6 - 0828736



Marker for terminal blocks, Sheet, white, unlabeled, can be labeled with: TOPMARK NEO, TOPMARK LASER, BLUEMARK ID COLOR, BLUEMARK ID, BLUEMARK CLED, THERMOMARK PRIME, THERMOMARK CARD 2.0, THERMOMARK CARD, mounting type: snap into tall marker groove, for terminal block width: 6.2 mm, lettering field size: 5.6 x 10.5 mm, Number of individual labels: 60

## Feed-through terminal block - UK 5 N BK - 0711344

### Accessories

Test plug terminal block

Test plugs - PS-UK 2,5 B/Z-6 - 3001239



Test plugs, color: red

---

Test plugs - PS-UK 2,5 B/E - 3001132



Test plugs, color: red

---

Reducing plug - RPS - 0201647



Reducing plug, color: gray

---

Test plugs - MPS-MT - 0201744



Test plugs, with solder connection up to 1 mm<sup>2</sup> conductor cross section, color: gray

---

Test socket

Female test connector - PSBJ 3/13/4 - 0201304



Female test connector, color: silver

## Feed-through terminal block - UK 5 N BK - 0711344

### Accessories

---

Female test connector - PSB 3/10/4 - 0601292



Female test connector, color: silver

---

Warning label printed

Warning label - WS 3- 6 - 1004115

Warning plate, with 2 plastic screws, across 3 terminal blocks, pitch 6 mm



Warning label - WS 4- 6 - 1004209

Warning plate, with 2 plastic screws, across 4 terminal blocks, pitch 6 mm



Warning label - WS 5- 6 - 1004403

Warning plate, with 2 plastic screws, across 5 terminal blocks, pitch 6 mm

