

Panel feed-through terminal block - VDFK 6 GNYE - 0711030

Please be informed that the data shown in this PDF Document is generated from our Online Catalog. Please find the complete data in the user's documentation. Our General Terms of Use for Downloads are valid (<http://phoenixcontact.com/download>)

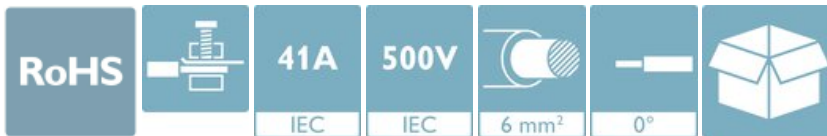


Panel feed-through terminal block, connection method: Screw connection with tension sleeve, Solder connection, number of positions: 1, load current: 41 A, cross section: 0.2 mm² - 10 mm², connection direction of the conductor to plug-in direction: 0 °, width: 10 mm, color: gray

The figure shows version VDFK 6 in gray

Your advantages

- Well-known connection principle allows worldwide use
- Low temperature rise, thanks to maximum contact force



Key Commercial Data

Packing unit	1 pc
Minimum order quantity	50 pc
GTIN	 4 017918 117153
GTIN	4017918117153
Weight per Piece (excluding packing)	7.370 g
Custom tariff number	85369010
Country of origin	Poland

Technical data

Item properties

Brief article description	Panel feed-through terminal block
Range of articles	VDFK 6
Number of positions	1
Number of connections	2

Electrical parameters

Panel feed-through terminal block - VDFK 6 GNYE - 0711030

Technical data

Electrical parameters

Nominal current	41 A
Nom. voltage	500 V
Rated voltage (III/3)	500 V
Rated surge voltage (III/3)	6 kV

Connection capacity, external

Connection method	Screw connection with tension sleeve
Connection direction of the conductor to plug-in direction	0 °
Conductor cross section solid	0.2 mm ² ... 10 mm ²
Conductor cross section flexible	0.2 mm ² ... 6 mm ²
Conductor cross section flexible, with ferrule without plastic sleeve	0.25 mm ² ... 6 mm ²
Conductor cross section, flexible, with ferrule, with plastic sleeve	0.25 mm ² ... 6 mm ²
2 conductors with same cross section, solid	0.2 mm ² ... 4 mm ²
2 conductors with same cross section, flexible	0.2 mm ² ... 4 mm ²
2 conductors with same cross section, flexible, with ferrule without plastic sleeve	0.25 mm ² ... 2.5 mm ²
2 conductors with the same cross section, flexible, with TWIN ferrule with plastic sleeve	0.5 mm ² ... 4 mm ²
Internal cylindrical gage	A5
Stripping length	9 mm
Torque	1.5 Nm ... 1.8 Nm

Connection capacity, internal

Connection method	Solder connection
Connection direction of the conductor to plug-in direction	0 °

Material data - contact

Note	WEEE/RoHS-compliant, free of whiskers according to IEC 60068-2-82/ JEDEC JESD 201
Contact material	Cu alloy
Surface characteristics	tin-plated

Material data - housing

Housing color	gray (7042)
Insulating material	PA
Insulating material group	I
CTI according to IEC 60112	600
Flammability rating according to UL 94	V0
Glow wire flammability index GWFI according to EN 60695-2-12	850
Glow wire ignition temperature GWIT according to EN 60695-2-13	775

Panel feed-through terminal block - VDFK 6 GNYE - 0711030

Technical data

Material data - housing

Temperature for the ball pressure test according to EN 60695-10-2	125 °C
---	--------

Dimensions for the product

Caption	Schematische Abbildung - weitere Details siehe Produktfamilienzeichnung im Download Center
Width [w]	10 mm
Pitch	10 mm

Dimensions for mounting cutout

Plate thickness	1 mm ... 4 mm
-----------------	---------------

Packaging information

Type of packaging	packed in cardboard
Pieces per package	50
Denomination packing units	Pcs.

Electrical tests

Rated current	41 A
Conductor cross section	6 mm ²

Air clearances and creepage distances

Clearances and creepage distances	Internal part molded
Application	Internal part molded
Minimum clearance - inhomogeneous field (III/3)	5.5 mm

Standards and Regulations

Connection in acc. with standard	CSA
Flammability rating according to UL 94	V2
Safety note	<ul style="list-style-type: none"> • WARNING: Only electrically qualified personnel may install and operate the product. They must observe the following safety notes. The qualified personnel must be familiar with the basics of electrical engineering. They must be able to recognize and prevent danger. The relevant symbol on the packaging indicates that only personnel familiar with electrical engineering are allowed to install and operate the product. • The installation notes/Design In documents online on the download page at phoenixcontact.com/products must be observed for this product. • The cable entry funnel is not safe to touch. Never connect or disconnect the terminal when it is energized. Take appropriate steps to ensure touch protection. • To maintain the nominal voltage, cast the terminals on the inside. # There is no electrical contact to the housing. Make sure that protective grounding is provided for green/yellow color variants and articles marked with PE.

Environmental Product Compliance

Panel feed-through terminal block - VDFK 6 GNYE - 0711030

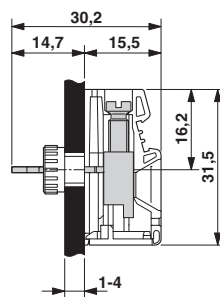
Technical data

Environmental Product Compliance

China RoHS	Environmentally Friendly Use Period = 50 years
	For details about hazardous substances go to tab "Downloads", Category "Manufacturer's declaration"

Drawings

Dimensional drawing



Classifications

eCl@ss

eCl@ss 10.0.1	27141134
eCl@ss 11.0	27141134
eCl@ss 4.0	27141100
eCl@ss 4.1	27141100
eCl@ss 5.0	27141100
eCl@ss 5.1	27141100
eCl@ss 6.0	27141100
eCl@ss 7.0	27141134
eCl@ss 9.0	27141134

ETIM

ETIM 2.0	EC001283
ETIM 3.0	EC001283
ETIM 4.0	EC001283
ETIM 6.0	EC001283
ETIM 7.0	EC001283

UNSPSC

UNSPSC 6.01	30211811
UNSPSC 7.0901	39121410

Panel feed-through terminal block - VDFK 6 GNYE - 0711030

Classifications

UNSPSC

UNSPSC 11	39121410
UNSPSC 12.01	39121410
UNSPSC 13.2	39121410
UNSPSC 18.0	39121410
UNSPSC 19.0	39121410
UNSPSC 20.0	39121410
UNSPSC 21.0	39121410

Approvals


Approvals


Approvals

CSA / KEMA-KEUR / IECCE CB Scheme / EAC / cULus Recognized

Ex Approvals

Approval details

CSA		http://www.csagroup.org/services-industries/product-listing/	LR13631-70215335
	B	C	D
Nominal voltage UN	300 V	150 V	300 V
Nominal current IN	50 A	50 A	10 A
mm ² /AWG/kcmil	26-8	26-8	26-8

KEMA-KEUR		http://www.dekra-certification.com	2169260.01
Nominal voltage UN	500 V		
Nominal current IN	41 A		
mm ² /AWG/kcmil	6		

Panel feed-through terminal block - VDFK 6 GNYE - 0711030

Approvals

IECEE CB Scheme		http://www.iecee.org/	NL-29947
Nominal voltage UN	500 V		
Nominal current IN	41 A		
mm ² /AWG/kcmil	6		

EAC			B.01687
-----	--	--	---------

cULus Recognized		http://database.ul.com/cgi-bin/XYV/template/LISEXT/1FRAME/index.htm	E60425-19770427
mm ² /AWG/kcmil	26-8		

Accessories

Accessories

Screwdriver tools

Screwdriver - SZS 0,8X4,0 VDE - 1212508



Screwdriver, slot-headed, VDE insulated, size: 0.8 x 4.0 x 100 mm, 2-component grip, with non-slip grip

Screw insert - SF-BIT-SL 0,8X4,0-50 - 1212571



Screw bit, bladed, E6.3-1/4" drive, size: 0.8 x 4.0 x 50 mm, hardened, suitable for holder according to DIN 3126-F6.3/ISO 1173

