

## Double-level terminal block - UKKB 5 BU - 3216053

Please be informed that the data shown in this PDF Document is generated from our Online Catalog. Please find the complete data in the user's documentation. Our General Terms of Use for Downloads are valid (<http://phoenixcontact.com/download>)



Double-level terminal block, connection method: Screw connection, cross section: 0.2 mm<sup>2</sup> - 4 mm<sup>2</sup>, AWG: 24 - 12, width: 6.2 mm, color: blue, mounting type: NS 35/7,5, NS 35/15, NS 32

### Your advantages

- Large-surface labeling option

### Key Commercial Data

Packing unit	1 pc
GTIN	 4 046356 074483
GTIN	4046356074483
Weight per Piece (excluding packing)	16.550 g
Custom tariff number	85369010
Country of origin	Poland

### Technical data

#### General

Number of levels	2
Number of connections	4
Nominal cross section	4 mm <sup>2</sup>
Color	blue
Insulating material	PA
Flammability rating according to UL 94	V0
Rated surge voltage	6 kV
Degree of pollution	3
Overvoltage category	III

## Double-level terminal block - UKKB 5 BU - 3216053

### Technical data

#### General

Insulating material group	I
Maximum power dissipation for nominal condition	1.02 W (the value is multiplied when connecting multiple levels)
Ambient temperature (operation)	-60 °C ... 85 °C
Ambient temperature (storage/transport)	-25 °C ... 55 °C (For a short time, not exceeding 24 h, -60 to +70 °C)
Permissible humidity (storage/transport)	30 % ... 70 %
Ambient temperature (assembly)	-5 °C ... 70 °C
Ambient temperature (actuation)	-5 °C ... 70 °C
Connection in acc. with standard	IEC 60947-7-1
Nominal current $I_N$	32 A
Maximum load current	32 A (with 4 mm <sup>2</sup> conductor cross section)
Nominal voltage $U_N$	500 V
Open side panel	Yes
Shock protection test specification	DIN EN 50274 (VDE 0660-514):2002-11
Back of the hand protection	guaranteed
Finger protection	guaranteed
Result of surge voltage test	Test passed
Surge voltage test setpoint	7.3 kV
Result of power-frequency withstand voltage test	Test passed
Power frequency withstand voltage setpoint	1.89 kV
Checking the mechanical stability of terminal points (5 x conductor connection)	Test passed
Result of bending test	Test passed
Bending test rotation speed	10 rpm
Bending test turns	135
Bending test conductor cross section/weight	0.2 mm <sup>2</sup> / 0.2 kg
	4 mm <sup>2</sup> / 0.9 kg
Tensile test result	Test passed
Conductor cross section tensile test	0.2 mm <sup>2</sup>
Tractive force setpoint	10 N
Conductor cross section tensile test	4 mm <sup>2</sup>
Tractive force setpoint	60 N
Result of tight fit on support	Test passed
Tight fit on carrier	NS 32/NS 35
Setpoint	1 N
Result of voltage-drop test	Test passed
Requirements, voltage drop	≤ 3.2 mV
Result of temperature-rise test	Test passed

## Double-level terminal block - UKKB 5 BU - 3216053

### Technical data

#### General

Short circuit stability result	Test passed
Conductor cross section short circuit testing	4 mm <sup>2</sup>
Short-time current	0.48 kA
Result of thermal test	Test passed
Proof of thermal characteristics (needle flame) effective duration	30 s
Relative insulation material temperature index (Elec.; UL 746 B)	130 °C
Temperature index of insulation material (DIN EN 60216-1 (VDE 0304-21))	130 °C
Static insulating material application in cold	-60 °C
Surface flammability NFPA 130 (ASTM E 162)	passed
Specific optical density of smoke NFPA 130 (ASTM E 662)	passed
Smoke gas toxicity NFPA 130 (SMP 800C)	passed
Calorimetric heat release NFPA 130 (ASTM E 1354)	28 MJ/kg
Fire protection for rail vehicles (DIN EN 45545-2) R22	HL 1 - HL 3
Fire protection for rail vehicles (DIN EN 45545-2) R23	HL 1 - HL 3
Fire protection for rail vehicles (DIN EN 45545-2) R24	HL 1 - HL 3
Fire protection for rail vehicles (DIN EN 45545-2) R26	HL 1 - HL 3

#### Dimensions

Width	6.2 mm
Length	67 mm
Height NS 35/7,5	62 mm
Height NS 35/15	69.5 mm
Height NS 32	67 mm

#### Connection data

Connection method	Screw connection
Conductor cross section solid min.	0.2 mm <sup>2</sup>
Conductor cross section solid max.	4 mm <sup>2</sup>
Conductor cross section flexible min.	0.2 mm <sup>2</sup>
Conductor cross section flexible max.	4 mm <sup>2</sup>
Conductor cross section AWG min.	24
Conductor cross section AWG max.	12
Conductor cross section flexible, with ferrule without plastic sleeve min.	0.25 mm <sup>2</sup>
Conductor cross section flexible, with ferrule without plastic sleeve max.	4 mm <sup>2</sup>
Conductor cross section flexible, with ferrule with plastic sleeve min.	0.25 mm <sup>2</sup>
Conductor cross section flexible, with ferrule with plastic sleeve max.	2.5 mm <sup>2</sup>
Cross section with insertion bridge, solid max.	4 mm <sup>2</sup>
Cross section with insertion bridge, stranded max.	2.5 mm <sup>2</sup>

## Double-level terminal block - UKKB 5 BU - 3216053

### Technical data

#### Connection data

2 conductors with same cross section, solid min.	0.2 mm <sup>2</sup>
2 conductors with same cross section, solid max.	1.5 mm <sup>2</sup>
2 conductors with same cross section, stranded min.	0.2 mm <sup>2</sup>
2 conductors with same cross section, stranded max.	1.5 mm <sup>2</sup>
Two conductors with the same cross section stranded, with ferrule and without plastic sleeve, minimum	0.25 mm <sup>2</sup>
Two conductors with the same cross section stranded, with ferrule and without plastic sleeve, maximum	1.5 mm <sup>2</sup>
Two conductors with the same cross section, flexible, with TWIN ferrules, with plastic sleeve, minimum	0.5 mm <sup>2</sup>
Two conductors with the same cross section, flexible, with TWIN ferrules, with plastic sleeve, maximum	1.5 mm <sup>2</sup>
Cross section with insertion bridge, solid max.	4 mm <sup>2</sup>
Cross section with insertion bridge, stranded max.	2.5 mm <sup>2</sup>
Stripping length	8 mm
Screw thread	M3
Tightening torque, min	0.6 Nm
Tightening torque max	0.8 Nm

#### Standards and Regulations

Connection in acc. with standard	CSA
	IEC 60947-7-1
Flammability rating according to UL 94	V0

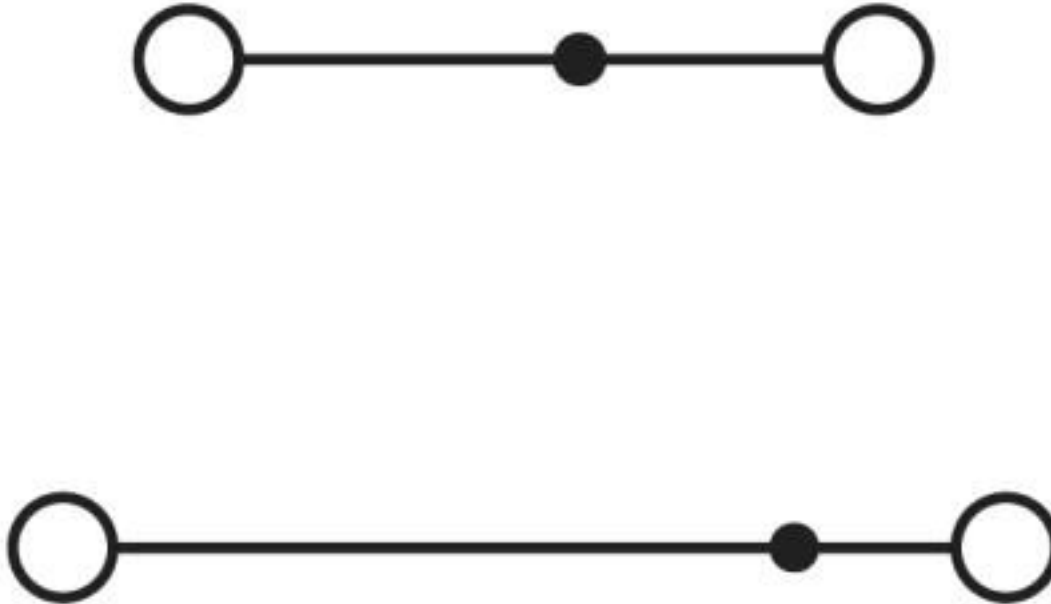
#### Environmental Product Compliance

REACH SVHC	Lead 7439-92-1
China RoHS	Environmentally Friendly Use Period = 50 years
	For details about hazardous substances go to tab "Downloads", Category "Manufacturer's declaration"

### Drawings

## Double-level terminal block - UKKB 5 BU - 3216053

Circuit diagram



### Classifications

#### eCl@ss

eCl@ss 10.0.1	27141120
eCl@ss 4.0	27141100
eCl@ss 4.1	27141100
eCl@ss 5.0	27141100
eCl@ss 5.1	27141100
eCl@ss 6.0	27141100
eCl@ss 7.0	27141120
eCl@ss 8.0	27141120
eCl@ss 9.0	27141120

#### ETIM

ETIM 2.0	EC000897
ETIM 3.0	EC000897
ETIM 4.0	EC000897
ETIM 5.0	EC000897
ETIM 6.0	EC000897
ETIM 7.0	EC000897

## Double-level terminal block - UKKB 5 BU - 3216053

### Classifications

#### UNSPSC

UNSPSC 6.01	30211811
UNSPSC 7.0901	39121410
UNSPSC 11	39121410
UNSPSC 12.01	39121410
UNSPSC 13.2	39121410
UNSPSC 18.0	39121410
UNSPSC 19.0	39121410
UNSPSC 20.0	39121410
UNSPSC 21.0	39121410

### Approvals

#### Approvals


#### Approvals


LR / CSA / LR / NK / KEMA-KEUR / EAC / EAC / UL Recognized / UL Recognized / cUL Recognized / cUL Recognized / DNV GL / IEC CB Scheme

#### Ex Approvals

#### Approval details

LR		<a href="http://www.lr.org/en">http://www.lr.org/en</a>	96/20013
----	---	---	----------


CSA		<a href="http://www.csagroup.org/services-industries/product-listing/">http://www.csagroup.org/services-industries/product-listing/</a>	13631
Nominal voltage UN	300 V		
Nominal current IN	25 A		
mm <sup>2</sup> /AWG/kcmil	28-10		


LR		<a href="http://www.lr.org/en">http://www.lr.org/en</a>	96/20013
----	---	---	----------


## Double-level terminal block - UKKB 5 BU - 3216053


### Approvals


NK		<a href="http://www.classnk.or.jp/hp/en/">http://www.classnk.or.jp/hp/en/</a>	09 ME 141
----	---	---	-----------

KEMA-KEUR		<a href="http://www.dekra-certification.com">http://www.dekra-certification.com</a>	71-102523
Nominal voltage UN		500 V	
Nominal current IN		32 A	
mm <sup>2</sup> /AWG/kcmil		4	

EAC		RU C- DE.A*30.B.01742
-----	---	--------------------------

EAC		RU C- DE.BL08.B.00534
-----	---	--------------------------

UL Recognized		<a href="http://database.ul.com/cgi-bin/XYV/template/LISEXT/1FRAME/index.htm">http://database.ul.com/cgi-bin/XYV/template/LISEXT/1FRAME/index.htm</a>	FILE E 60425
	B	C	D
Nominal voltage UN	300 V	300 V	600 V
Nominal current IN	30 A	30 A	5 A
mm <sup>2</sup> /AWG/kcmil	26-10	26-10	26-10

UL Recognized		<a href="http://database.ul.com/cgi-bin/XYV/template/LISEXT/1FRAME/index.htm">http://database.ul.com/cgi-bin/XYV/template/LISEXT/1FRAME/index.htm</a>	FILE E 60425
Nominal voltage UN		600 V	
Nominal current IN		30 A	
mm <sup>2</sup> /AWG/kcmil		26-10	

## Double-level terminal block - UKKB 5 BU - 3216053

### Approvals

cUL Recognized		<a href="http://database.ul.com/cgi-bin/XYV/template/LISEXT/1FRAME/index.htm">http://database.ul.com/cgi-bin/XYV/template/LISEXT/1FRAME/index.htm</a>	FILE E 60425
	B	C	D
Nominal voltage UN	300 V	300 V	600 V
Nominal current IN	30 A	30 A	5 A
mm <sup>2</sup> /AWG/kcmil	26-10	26-10	26-10

cUL Recognized		<a href="http://database.ul.com/cgi-bin/XYV/template/LISEXT/1FRAME/index.htm">http://database.ul.com/cgi-bin/XYV/template/LISEXT/1FRAME/index.htm</a>	FILE E 60425
Nominal voltage UN		600 V	
Nominal current IN		30 A	
mm <sup>2</sup> /AWG/kcmil		26-10	

DNV GL		<a href="https://approvalfinder.dnvgl.com/">https://approvalfinder.dnvgl.com/</a>	TAE00001CT
--------	--	---	------------

IECEE CB Scheme		<a href="http://www.iecee.org/">http://www.iecee.org/</a>	NL-39955/A1
Nominal voltage UN		32 V	
Nominal current IN		500 A	
mm <sup>2</sup> /AWG/kcmil		4	

### Accessories

#### Accessories

#### Bridge

Fixed bridge - FB-150 METER - 0201595



Cross connection rail, for fixed bridging of identical inputs and outputs, made of Cu, nickel-plated, 1 m long



## Double-level terminal block - UKKB 5 BU - 3216053

### Accessories

---

#### DIN rail

##### DIN rail perforated - NS 32 PERF 2000MM - 1201002



DIN rail perforated, G profile, width: 32 mm, height: 15 mm, acc. to EN 60715, material: Steel, galvanized, passivated with a thick layer, length: 2000 mm, color: silver

---

##### DIN rail, unperforated - NS 32 UNPERF 2000MM - 1201015



DIN rail, unperforated, G profile, width: 32 mm, height: 15 mm, acc. to EN 60715, material: Steel, galvanized, passivated with a thick layer, length: 2000 mm, color: silver

---

##### DIN rail perforated - NS 35/ 7,5 PERF 2000MM - 0801733



DIN rail perforated, Standard profile, width: 35 mm, height: 7.5 mm, acc. to EN 60715, material: Steel, galvanized, passivated with a thick layer, length: 2000 mm, color: silver

---

##### DIN rail, unperforated - NS 35/ 7,5 UNPERF 2000MM - 0801681



DIN rail, unperforated, Standard profile, width: 35 mm, height: 7.5 mm, acc. to EN 60715, material: Steel, galvanized, passivated with a thick layer, length: 2000 mm, color: silver

---

##### DIN rail perforated - NS 35/ 7,5 WH PERF 2000MM - 1204119



DIN rail perforated, Standard profile, width: 35 mm, height: 7.5 mm, acc. to EN 60715, material: Steel, Galvanized, white passivated, length: 2000 mm, color: silver

---

## Double-level terminal block - UKKB 5 BU - 3216053

### Accessories

DIN rail, unperforated - NS 35/ 7,5 WH UNPERF 2000MM - 1204122



DIN rail, unperforated, Standard profile, width: 35 mm, height: 7.5 mm, acc. to EN 60715, material: Steel, Galvanized, white passivated, length: 2000 mm, color: silver

DIN rail, unperforated - NS 35/ 7,5 AL UNPERF 2000MM - 0801704



DIN rail, unperforated, Standard profile, width: 35 mm, height: 7.5 mm, acc. to EN 60715, material: Aluminum, uncoated, length: 2000 mm, color: silver

DIN rail perforated - NS 35/ 7,5 ZN PERF 2000MM - 1206421



DIN rail perforated, Standard profile, width: 35 mm, height: 7.5 mm, acc. to EN 60715, material: Steel, galvanized, length: 2000 mm, color: silver

DIN rail, unperforated - NS 35/ 7,5 ZN UNPERF 2000MM - 1206434



DIN rail, unperforated, Standard profile, width: 35 mm, height: 7.5 mm, acc. to EN 60715, material: Steel, galvanized, length: 2000 mm, color: silver

DIN rail, unperforated - NS 35/ 7,5 CU UNPERF 2000MM - 0801762



DIN rail, unperforated, Standard profile, width: 35 mm, height: 7.5 mm, acc. to EN 60715, material: Copper, uncoated, length: 2000 mm, color: copper-colored

## Double-level terminal block - UKKB 5 BU - 3216053

### Accessories

End cap - NS 35/ 7,5 CAP - 1206560

DIN rail end piece, for DIN rail NS 35/7.5



DIN rail perforated - NS 35/15 PERF 2000MM - 1201730



DIN rail perforated, Standard profile, width: 35 mm, height: 15 mm, similar to EN 60715, material: Steel, galvanized, passivated with a thick layer, length: 2000 mm, color: silver

DIN rail, unperforated - NS 35/15 UNPERF 2000MM - 1201714



DIN rail, unperforated, Standard profile, width: 35 mm, height: 15 mm, similar to EN 60715, material: Steel, galvanized, passivated with a thick layer, length: 2000 mm, color: silver

DIN rail perforated - NS 35/15 WH PERF 2000MM - 0806602



DIN rail perforated, Standard profile, width: 35 mm, height: 15 mm, similar to EN 60715, material: Steel, Galvanized, white passivated, length: 2000 mm, color: silver

DIN rail, unperforated - NS 35/15 WH UNPERF 2000MM - 1204135



DIN rail, unperforated, Standard profile, width: 35 mm, height: 15 mm, similar to EN 60715, material: Steel, Galvanized, white passivated, length: 2000 mm, color: silver

## Double-level terminal block - UKKB 5 BU - 3216053

### Accessories

DIN rail, unperforated - NS 35/15 AL UNPERF 2000MM - 1201756



DIN rail, unperforated, Standard profile, width: 35 mm, height: 15 mm, similar to EN 60715, material: Aluminum, uncoated, length: 2000 mm, color: silver

---

DIN rail perforated - NS 35/15 ZN PERF 2000MM - 1206599



DIN rail perforated, Standard profile, width: 35 mm, height: 15 mm, similar to EN 60715, material: Steel, galvanized, length: 2000 mm, color: silver

---

DIN rail, unperforated - NS 35/15 ZN UNPERF 2000MM - 1206586



DIN rail, unperforated, Standard profile, width: 35 mm, height: 15 mm, similar to EN 60715, material: Steel, galvanized, length: 2000 mm, color: silver

---

DIN rail, unperforated - NS 35/15 CU UNPERF 2000MM - 1201895



DIN rail, unperforated, Standard profile, width: 35 mm, height: 15 mm, similar to EN 60715, material: Copper, uncoated, length: 2000 mm, color: copper-colored

---

End cap - NS 35/15 CAP - 1206573



DIN rail end piece, for DIN rail NS 35/15

---

## Double-level terminal block - UKKB 5 BU - 3216053

### Accessories

DIN rail, unperforated - NS 35/15-2,3 UNPERF 2000MM - 1201798



DIN rail, unperforated, Standard profile 2.3 mm, width: 35 mm, height: 15 mm, acc. to EN 60715, material: Steel, galvanized, passivated with a thick layer, length: 2000 mm, color: silver

---

### End block

End clamp - CLIPFIX 35 - 3022218



Quick mounting end clamp for NS 35/7,5 DIN rail or NS 35/15 DIN rail, with marking option, width: 9.5 mm, color: gray

---

End clamp - CLIPFIX 35-5 - 3022276



Quick mounting end clamp for NS 35/7,5 DIN rail or NS 35/15 DIN rail, with marking option, with parking option for FBS...5, FBS...6, KSS 5, KSS 6, width: 5.15 mm, color: gray

---

End clamp - E/NS 35 N - 0800886



End clamp, width: 9.5 mm, color: gray

---

End clamp - E/UK - 1201442



End clamp, width: 9.5 mm, height: 35.3 mm, material: PA, length: 50.5 mm, Mounting on a DIN rail NS 32 or NS 35, color: gray

## Double-level terminal block - UKKB 5 BU - 3216053

### Accessories

End clamp - E/UK 1 - 1201413



End clamps, for supporting the ends of double-level and three-level terminal blocks, width: 10 mm, color: gray

---

### End cover

Spacer plate - DG-UKKB 3/ 5 - 2770859



Spacer plate, to compensate for level offsets, length: 67 mm, width: 2.5 mm, color: gray

---

End cover - D-UKKB 3/5 - 2771023



End cover, length: 67.2 mm, width: 2.5 mm, height: 52 mm, color: gray

---

### Insertion bridge

Insertion bridge - EB 2- 6 - 0201155



Insertion bridge, pitch: 6.2 mm, number of positions: 2, color: gray

---

Insertion bridge - EB 3- 6 - 0201142



Insertion bridge, pitch: 6.2 mm, number of positions: 3, color: gray

## Double-level terminal block - UKKB 5 BU - 3216053

### Accessories

---

Insertion bridge - EB 10- 6 - 0201139



Insertion bridge, pitch: 6.2 mm, number of positions: 10, color: gray

---

### Insulating sleeve

Bridge bar isolator - IS-K 4 - 1302338



Bridge bar isolator, color: gray

---

### Labeled terminal marker

Zack marker strip - ZB 6 CUS - 0824992



Zack marker strip, can be ordered: Strip, white, labeled according to customer specifications, mounting type: snap into tall marker groove, for terminal block width: 6.2 mm, lettering field size: 6.15 x 10.5 mm, Number of individual labels: 10

---

Zack marker strip - ZB 6,LGS:FORTL.ZAHLEN - 1051016



Zack marker strip, Strip, white, labeled, can be labeled with: CMS-P1-PLOTTER, printed horizontally: consecutive numbers 1 ... 10, 11 ... 20, etc. up to 491 ... 500, mounting type: snap into tall marker groove, for terminal block width: 6.2 mm, lettering field size: 6.15 x 10.5 mm, Number of individual labels: 10

---

## Double-level terminal block - UKKB 5 BU - 3216053

### Accessories

#### Zack marker strip - ZB 6,QR:FORTL.ZAHLEN - 1051029



Zack marker strip, Strip, white, labeled, can be labeled with: CMS-P1-PLOTTER, Printed vertically: consecutive numbers 1 ... 10, 11 ... 20, etc. up to 491 ... 500, mounting type: snap into tall marker groove, for terminal block width: 6.2 mm, lettering field size: 6.15 x 10.5 mm, Number of individual labels: 10

#### Zack marker strip - ZB 6,LGS:GLEICHE ZAHLEN - 1051032



Zack marker strip, Strip, white, labeled, can be labeled with: CMS-P1-PLOTTER, printed horizontally: Identical numbers 1 or 2, etc. up to 100, mounting type: snap into tall marker groove, for terminal block width: 6.2 mm, lettering field size: 6.15 x 10.5 mm, Number of individual labels: 10

#### Marker for terminal blocks - ZB 6,LGS:L1-N,PE - 1051414



Marker for terminal blocks, Strip, white, labeled, can be labeled with: CMS-P1-PLOTTER, horizontal: L1, L2, L3, N, PE, L1, L2, L3, N, PE, mounting type: snap into tall marker groove, for terminal block width: 6.2 mm, lettering field size: 6.15 x 10.5 mm, Number of individual labels: 10

#### Marker for terminal blocks - ZB 6,LGS:U-N - 1051430



Marker for terminal blocks, Strip, white, labeled, can be labeled with: CMS-P1-PLOTTER, printed horizontally: U, V, W, N, GND, U, V, W, N, GND, mounting type: snap into tall marker groove, for terminal block width: 6.2 mm, lettering field size: 6.15 x 10.5 mm, Number of individual labels: 10

#### Marker for terminal blocks - UC-TM 6 CUS - 0824589



Marker for terminal blocks, can be ordered: by sheet, white, labeled according to customer specifications, mounting type: snap into tall marker groove, for terminal block width: 6.2 mm, lettering field size: 5.6 x 10.5 mm, Number of individual labels: 80



## Double-level terminal block - UKKB 5 BU - 3216053

### Accessories

#### Marker for terminal blocks - UCT-TM 6 CUS - 0829602



Marker for terminal blocks, can be ordered: by sheet, white, labeled according to customer specifications, mounting type: snap into tall marker groove, for terminal block width: 6.2 mm, lettering field size: 5.6 x 10.5 mm, Number of individual labels: 60

---

#### Partition plate

##### Spacer plate - DP-UKKB 3/ 5 - 2770804



Spacer plate, to compensate for level offsets, length: 67 mm, width: 2.5 mm, height: 25 mm, color: gray

---

##### Separating plate - TS-KK 3 - 2770215



Separating plate, length: 14 mm, width: 0.5 mm, height: 16 mm, color: gray

---

##### Partition plate - ATP-UKKB 3 - 2771065



Partition plate, length: 75 mm, width: 2.5 mm, height: 67 mm, color: gray

---

#### Screw bridge

##### Jumper - ISSBI 10- 6 - 0301505



Jumper, pitch: 6 mm, number of positions: 10, color: silver

## Double-level terminal block - UKKB 5 BU - 3216053

### Accessories

---

Jumper - LB 10-6 BU - 0202280



Jumper, pitch: 6 mm, number of positions: 10, color: blue

---

Jumper - LB 10-6 RD - 0202293



Jumper, pitch: 6 mm, number of positions: 10, color: red

---

Jumper - LB 10-6 GY - 0202358



Jumper, pitch: 6 mm, number of positions: 10, color: gray

---

Jumper - LB 100-6 GY - 0202345



Jumper, pitch: 6 mm, number of positions: 100, color: gray

---

Jumper - LB 100-6 RD - 0202316



Jumper, number of positions: 100, color: red

---

## Double-level terminal block - UKKB 5 BU - 3216053

### Accessories

Jumper - LB 100-6 BU - 0202303



Jumper, number of positions: 100, color: blue

---

Fixed bridge - FBI 10- 6 - 0203250



Fixed bridge, pitch: 6.2 mm, number of positions: 10, color: silver

---

Fixed bridge - FBI 20- 6 - 0201867



Fixed bridge, pitch: 6.2 mm, number of positions: 20, color: silver

---

Fixed bridge - FBI 100- 6 - 0201650



Fixed bridge, pitch: 6.2 mm, number of positions: 100, color: silver

---

### Short-circuit connector

Short-circuit connector - KSS 3- 6 - 0309523



Short-circuit connector, pitch: 6 mm, number of positions: 3, color: black

---

## Double-level terminal block - UKKB 5 BU - 3216053

### Accessories

Short-circuit connector - KSS 6 - 0301547



Short-circuit connector, pitch: 6 mm, number of positions: 2, color: black

---

### Switching jumper

Switching jumper - SBRN 2-7 - 1413230



Switching jumper, pitch: 7 mm, number of positions: 2, color: silver

---

Switching jumper - USBR 2-7 - 2303239



Switching jumper, pitch: 7 mm, number of positions: 2, color: silver

---

Switching jumper - USBRJ 2-7 - 2305538



Switching jumper, number of positions: 2, color: silver

---

### Terminal marking

Marker card - SBS 6:UNBEDRUCKT - 1007222



Marker card, Card, white, unlabeled, can be labeled with: Marker pen, mounting type: snap into tall marker groove, snap into flat marker groove, for terminal block width: 6 mm, lettering field size: 6 x 6.1 mm, Number of individual labels: 250

## Double-level terminal block - UKKB 5 BU - 3216053

### Accessories

---

#### Zack marker strip - ZB 6:UNBEDRUCKT - 1051003



Zack marker strip, Strip, white, unlabeled, can be labeled with: PLOTMARK, CMS-P1-PLOTTER, mounting type: snap into tall marker groove, for terminal block width: 6.2 mm, lettering field size: 6.15 x 10.5 mm, Number of individual labels: 10

---

#### Marker for terminal blocks - UC-TM 6 - 0818085



Marker for terminal blocks, Sheet, white, unlabeled, can be labeled with: BLUEMARK ID COLOR, BLUEMARK ID, BLUEMARK CLED, PLOTMARK, CMS-P1-PLOTTER, mounting type: snap into tall marker groove, for terminal block width: 6.2 mm, lettering field size: 5.6 x 10.5 mm, Number of individual labels: 80

---

#### Marker for terminal blocks - UCT-TM 6 - 0828736



Marker for terminal blocks, Sheet, white, unlabeled, can be labeled with: TOPMARK NEO, TOPMARK LASER, BLUEMARK ID COLOR, BLUEMARK ID, BLUEMARK CLED, THERMOMARK PRIME, THERMOMARK CARD 2.0, THERMOMARK CARD, mounting type: snap into tall marker groove, for terminal block width: 6.2 mm, lettering field size: 5.6 x 10.5 mm, Number of individual labels: 60

---

#### Test plug terminal block

##### Test plugs - PS-UKK 5 - 3000625



Test plugs, color: red

---

##### Test plugs - PS-UKK/E - 3000641



Test plugs, color: red

---

## Double-level terminal block - UKKB 5 BU - 3216053

### Accessories

Reducing plug - RPS - 0201647



Reducing plug, color: gray

---

### Test socket

Female test connector - PSBJ 3/13/4 - 0201304



Female test connector, color: silver

---

Female test connector - PSB 3/10/4 - 0601292



Female test connector, color: silver

---

---