

Double-level terminal block - PTTB 4 - 3211786

Please be informed that the data shown in this PDF Document is generated from our Online Catalog. Please find the complete data in the user's documentation. Our General Terms of Use for Downloads are valid (<http://phoenixcontact.com/download>)




Double-level terminal block, connection method: Push-in connection, cross section: 0.2 mm² - 6 mm², AWG: 24 - 10, width: 6.2 mm, color: gray, mounting type: NS 35/7,5, NS 35/15

Your advantages

- ✓ In addition to the testing facility in the double function shaft, all terminal blocks provide an additional test connection
- ✓ The compact design and front connection enable wiring in a confined space
- ✓ The Push-in connection terminal blocks are characterized by the system features of the CLIPLINE complete system and by easy and tool-free wiring of conductors with ferrules or solid conductors
- ✓ Tested for railway applications



Key Commercial Data

Packing unit	1 pc
Minimum order quantity	50 pc
GTIN	 4 046356 482707
GTIN	4046356482707
Weight per Piece (excluding packing)	16.400 g
Custom tariff number	85369010
Country of origin	China

Technical data

General

Number of levels	2
Number of connections	4
Nominal cross section	4 mm ²
Color	gray

Double-level terminal block - PTTB 4 - 3211786

Technical data

General

Insulating material	PA
Flammability rating according to UL 94	V0
Area of application	Railway industry
	Machine building
	Plant engineering
	Process industry
Rated surge voltage	6 kV
Degree of pollution	3
Overvoltage category	III
Insulating material group	I
Maximum power dissipation for nominal condition	1.02 W (the value is multiplied when connecting multiple levels)
Ambient temperature (operation)	-60 °C ... 85 °C
Ambient temperature (storage/transport)	-25 °C ... 55 °C (For a short time, not exceeding 24 h, -60 to +70 °C)
Permissible humidity (storage/transport)	30 % ... 70 %
Ambient temperature (assembly)	-5 °C ... 70 °C
Ambient temperature (actuation)	-5 °C ... 70 °C
Connection in acc. with standard	IEC 60947-7-1
Nominal current I_N	28 A (with 4 mm ² conductor cross section)
Maximum load current	32 A (with 6 mm ² conductor cross section, rigid)
Nominal voltage U_N	500 V
Open side panel	Yes
Number of positions	2
Shock protection test specification	DIN EN 50274 (VDE 0660-514):2002-11
Back of the hand protection	guaranteed
Finger protection	guaranteed
Result of surge voltage test	Test passed
Result of power-frequency withstand voltage test	Test passed
Power frequency withstand voltage setpoint	1.89 kV
Checking the mechanical stability of terminal points (5 x conductor connection)	Test passed
Result of bending test	Test passed
Bending test rotation speed	10 rpm
Bending test turns	135
Bending test conductor cross section/weight	0.2 mm ² / 0.2 kg
	4 mm ² / 0.9 kg
	6 mm ² / 1.4 kg
Result of tight fit on support	Test passed

Double-level terminal block - PTTB 4 - 3211786

Technical data

General

Tight fit on carrier	NS 35
Result of temperature-rise test	Test passed
Short circuit stability result	Test passed
Conductor cross section short circuit testing	4 mm ²
Short-time current	0.48 kA
Result of aging test	Test passed
Ageing test for screwless modular terminal block temperature cycles	192
Result of thermal test	Test passed
Proof of thermal characteristics (needle flame) effective duration	30 s
Oscillation, broadband noise test result	Test passed
Test specification, oscillation, broadband noise	DIN EN 50155 (VDE 0115-200):2008-03
Test spectrum	Service life test category 2, bogie-mounted
Test frequency	f ₁ = 5 Hz to f ₂ = 250 Hz
ASD level	6.12 (m/s ²) ² /Hz
Acceleration	3.12 g
Test duration per axis	5 h
Test directions	X-, Y- and Z-axis
Shock test result	Test passed
Shock form	Semi-sinusoidal
Acceleration	30g
Shock duration	18 ms
Number of shocks per direction	3
Test directions	X-, Y- and Z-axis (pos. and neg.)
Relative insulation material temperature index (Elec.; UL 746 B)	130 °C
Temperature index of insulation material (DIN EN 60216-1 (VDE 0304-21))	130 °C
Static insulating material application in cold	-60 °C
Surface flammability NFPA 130 (ASTM E 162)	passed
Specific optical density of smoke NFPA 130 (ASTM E 662)	passed
Smoke gas toxicity NFPA 130 (SMP 800C)	passed
Calorimetric heat release NFPA 130 (ASTM E 1354)	28 MJ/kg
Fire protection for rail vehicles (DIN EN 45545-2) R22	HL 1 - HL 3
Fire protection for rail vehicles (DIN EN 45545-2) R23	HL 1 - HL 3
Fire protection for rail vehicles (DIN EN 45545-2) R24	HL 1 - HL 3
Fire protection for rail vehicles (DIN EN 45545-2) R26	HL 1 - HL 3

Dimensions

Width	6.2 mm
-------	--------

Double-level terminal block - PTTB 4 - 3211786

Technical data

Dimensions

Length	83.5 mm
Height NS 35/7,5	47.5 mm
Height NS 35/15	55 mm

Connection data

Connection method	Push-in connection
Conductor cross section solid min.	0.2 mm ²
Conductor cross section solid max.	6 mm ²
Conductor cross section flexible min.	0.2 mm ²
Conductor cross section flexible max.	6 mm ²
Conductor cross section AWG min.	24
Conductor cross section AWG max.	10
Conductor cross section flexible, with ferrule without plastic sleeve min.	0.25 mm ²
Conductor cross section flexible, with ferrule without plastic sleeve max.	4 mm ²
Conductor cross section flexible, with ferrule with plastic sleeve min.	0.25 mm ²
Conductor cross section flexible, with ferrule with plastic sleeve max.	4 mm ²
Two conductors with the same cross section, flexible, with TWIN ferrules, with plastic sleeve, minimum	0.5 mm ²
Two conductors with the same cross section, flexible, with TWIN ferrules, with plastic sleeve, maximum	1 mm ²
Stripping length	10 mm ... 12 mm
Internal cylindrical gage	A4

Standards and Regulations

Connection in acc. with standard	CSA
	IEC 60947-7-1
Flammability rating according to UL 94	V0

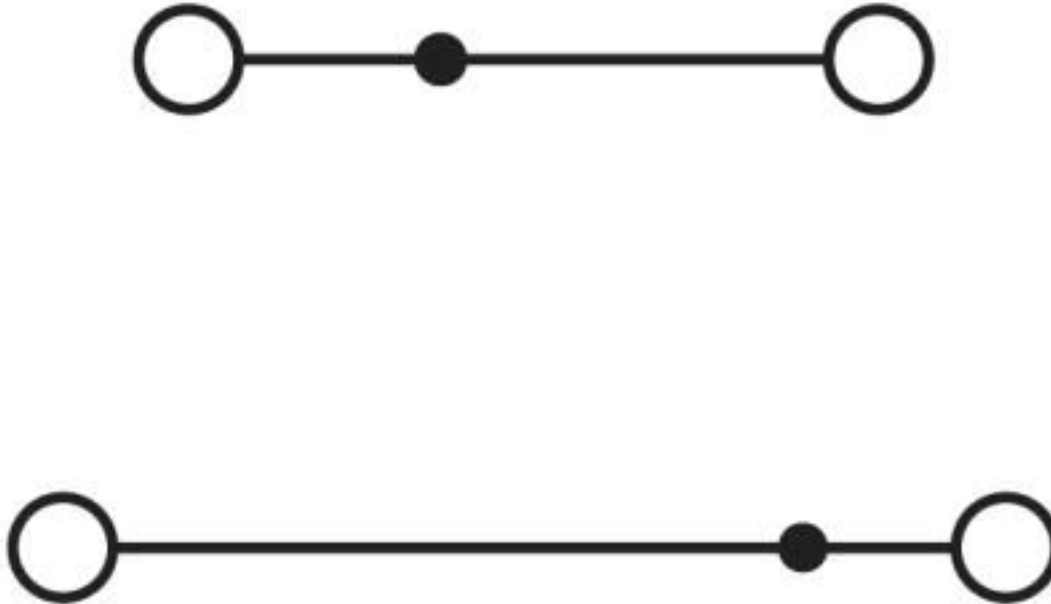
Environmental Product Compliance

China RoHS	Environmentally friendly use period: unlimited = EFUP-e
	No hazardous substances above threshold values

Drawings

Double-level terminal block - PTTB 4 - 3211786

Circuit diagram



Classifications

eCl@ss

eCl@ss 10.0.1	27141120
eCl@ss 4.0	27141100
eCl@ss 4.1	27141100
eCl@ss 5.0	27141100
eCl@ss 5.1	27141100
eCl@ss 6.0	27141100
eCl@ss 7.0	27141120
eCl@ss 8.0	27141120
eCl@ss 9.0	27141120

ETIM

ETIM 2.0	EC000897
ETIM 3.0	EC000897
ETIM 4.0	EC000897
ETIM 5.0	EC000897
ETIM 6.0	EC000897
ETIM 7.0	EC000897

Double-level terminal block - PTTB 4 - 3211786

Classifications

UNSPSC

UNSPSC 6.01	30211811
UNSPSC 7.0901	39121410
UNSPSC 11	39121410
UNSPSC 12.01	39121410
UNSPSC 13.2	39121410
UNSPSC 18.0	39121410
UNSPSC 19.0	39121410
UNSPSC 20.0	39121410
UNSPSC 21.0	39121410

Approvals

Approvals

Approvals


DNV GL / CSA / PRS / BV / NK / ABS / UL Recognized / cUL Recognized / IECEE CB Scheme / VDE Gutachten mit Fertigungsüberwachung / EAC / RS / EAC / cULus Recognized

Ex Approvals

IECEEx / ATEX / EAC Ex

Approval details

DNV GL		https://approvalfinder.dnvgl.com/	TAE000010T
--------	---	---	------------

CSA		http://www.csagroup.org/services-industries/product-listing/	13631
	B	C	D
Nominal voltage UN	300 V	300 V	600 V
Nominal current IN	30 A	30 A	5 A
mm ² /AWG/kcmil	24-10	24-10	24-10

Double-level terminal block - PTTB 4 - 3211786


Approvals


PRS		http://www.prs.pl/	TE/2107/880590/16
-----	---	---	-------------------


BV		http://www.veristar.com/portal/veristarinfo/generalinfo/approved/approvedProducts/equipmentAndMaterials	39980/A0 BV
----	---	---	-------------

NK	ClassNK	http://www.classnk.or.jp/hp/en/	14ME0913
----	----------------	---	----------

ABS		http://www.eagle.org/eagleExternalPortalWEB/	16-HG1591536-PDA
-----	--	---	------------------

UL Recognized		http://database.ul.com/cgi-bin/XYV/template/LISEXT/1FRAME/index.htm	FILE E 60425
	B	C	D
Nominal voltage UN	300 V	300 V	600 V
Nominal current IN	28 A	28 A	5 A
mm ² /AWG/kcmil	24-10	24-10	24-10

cUL Recognized		http://database.ul.com/cgi-bin/XYV/template/LISEXT/1FRAME/index.htm	FILE E 60425
	B	C	D
Nominal voltage UN	300 V	300 V	600 V
Nominal current IN	28 A	28 A	5 A
mm ² /AWG/kcmil	24-10	24-10	24-10

IECEE CB Scheme		http://www.iecee.org/	DE1-55168_M2
Nominal voltage UN		500 V	
Nominal current IN		28 A	
mm ² /AWG/kcmil		0.2-4	

Double-level terminal block - PTTB 4 - 3211786

Approvals

VDE Gutachten mit Fertigungsüberwachung		http://www2.vde.com/de/Institut/Online-Service/VDE-gepruefteProdukte/Seiten/Online-Suche.aspx	40036696
Nominal voltage UN	500 V		
Nominal current IN	28 A		
mm ² /AWG/kcmil	0.2-4		

EAC		EAC-Zulassung
-----	--	---------------

RS		http://www.rs-head.spb.ru/en/index.php	17.00013.272
----	--	---	--------------

EAC		RU C-DE.AI30.B.01102
-----	--	----------------------

cULus Recognized	
------------------	--

Accessories

Accessories

DIN rail

DIN rail perforated - NS 35/ 7,5 PERF 2000MM - 0801733



DIN rail perforated, Standard profile, width: 35 mm, height: 7.5 mm, acc. to EN 60715, material: Steel, galvanized, passivated with a thick layer, length: 2000 mm, color: silver

Double-level terminal block - PTTB 4 - 3211786

Accessories

DIN rail, unperforated - NS 35/ 7,5 UNPERF 2000MM - 0801681



DIN rail, unperforated, Standard profile, width: 35 mm, height: 7.5 mm, acc. to EN 60715, material: Steel, galvanized, passivated with a thick layer, length: 2000 mm, color: silver

DIN rail perforated - NS 35/ 7,5 WH PERF 2000MM - 1204119



DIN rail perforated, Standard profile, width: 35 mm, height: 7.5 mm, acc. to EN 60715, material: Steel, Galvanized, white passivated, length: 2000 mm, color: silver

DIN rail, unperforated - NS 35/ 7,5 WH UNPERF 2000MM - 1204122



DIN rail, unperforated, Standard profile, width: 35 mm, height: 7.5 mm, acc. to EN 60715, material: Steel, Galvanized, white passivated, length: 2000 mm, color: silver

DIN rail, unperforated - NS 35/ 7,5 AL UNPERF 2000MM - 0801704



DIN rail, unperforated, Standard profile, width: 35 mm, height: 7.5 mm, acc. to EN 60715, material: Aluminum, uncoated, length: 2000 mm, color: silver

DIN rail perforated - NS 35/ 7,5 ZN PERF 2000MM - 1206421



DIN rail perforated, Standard profile, width: 35 mm, height: 7.5 mm, acc. to EN 60715, material: Steel, galvanized, length: 2000 mm, color: silver

Double-level terminal block - PTTB 4 - 3211786

Accessories

DIN rail, unperforated - NS 35/ 7,5 ZN UNPERF 2000MM - 1206434



DIN rail, unperforated, Standard profile, width: 35 mm, height: 7.5 mm, acc. to EN 60715, material: Steel, galvanized, length: 2000 mm, color: silver

DIN rail, unperforated - NS 35/ 7,5 CU UNPERF 2000MM - 0801762



DIN rail, unperforated, Standard profile, width: 35 mm, height: 7.5 mm, acc. to EN 60715, material: Copper, uncoated, length: 2000 mm, color: copper-colored

End cap - NS 35/ 7,5 CAP - 1206560



DIN rail end piece, for DIN rail NS 35/7.5

DIN rail perforated - NS 35/15 PERF 2000MM - 1201730



DIN rail perforated, Standard profile, width: 35 mm, height: 15 mm, similar to EN 60715, material: Steel, galvanized, passivated with a thick layer, length: 2000 mm, color: silver

DIN rail, unperforated - NS 35/15 UNPERF 2000MM - 1201714



DIN rail, unperforated, Standard profile, width: 35 mm, height: 15 mm, similar to EN 60715, material: Steel, galvanized, passivated with a thick layer, length: 2000 mm, color: silver

Double-level terminal block - PTTB 4 - 3211786

Accessories

DIN rail perforated - NS 35/15 WH PERF 2000MM - 0806602



DIN rail perforated, Standard profile, width: 35 mm, height: 15 mm, similar to EN 60715, material: Steel, Galvanized, white passivated, length: 2000 mm, color: silver

DIN rail, unperforated - NS 35/15 WH UNPERF 2000MM - 1204135



DIN rail, unperforated, Standard profile, width: 35 mm, height: 15 mm, similar to EN 60715, material: Steel, Galvanized, white passivated, length: 2000 mm, color: silver

DIN rail, unperforated - NS 35/15 AL UNPERF 2000MM - 1201756



DIN rail, unperforated, Standard profile, width: 35 mm, height: 15 mm, similar to EN 60715, material: Aluminum, uncoated, length: 2000 mm, color: silver

DIN rail perforated - NS 35/15 ZN PERF 2000MM - 1206599



DIN rail perforated, Standard profile, width: 35 mm, height: 15 mm, similar to EN 60715, material: Steel, galvanized, length: 2000 mm, color: silver

DIN rail, unperforated - NS 35/15 ZN UNPERF 2000MM - 1206586



DIN rail, unperforated, Standard profile, width: 35 mm, height: 15 mm, similar to EN 60715, material: Steel, galvanized, length: 2000 mm, color: silver

Double-level terminal block - PTTB 4 - 3211786

Accessories

DIN rail, unperforated - NS 35/15 CU UNPERF 2000MM - 1201895



DIN rail, unperforated, Standard profile, width: 35 mm, height: 15 mm, similar to EN 60715, material: Copper, uncoated, length: 2000 mm, color: copper-colored

End cap - NS 35/15 CAP - 1206573



DIN rail end piece, for DIN rail NS 35/15

DIN rail, unperforated - NS 35/15-2,3 UNPERF 2000MM - 1201798



DIN rail, unperforated, Standard profile 2.3 mm, width: 35 mm, height: 15 mm, acc. to EN 60715, material: Steel, galvanized, passivated with a thick layer, length: 2000 mm, color: silver

Documentation

Mounting material - PT-IL - 3208090



Operating decal for the push-in Technology

End block

End clamp - CLIPFIX 35 - 3022218



Quick mounting end clamp for NS 35/7,5 DIN rail or NS 35/15 DIN rail, with marking option, width: 9.5 mm, color: gray

Double-level terminal block - PTTB 4 - 3211786

Accessories

End clamp - CLIPFIX 35-5 - 3022276



Quick mounting end clamp for NS 35/7,5 DIN rail or NS 35/15 DIN rail, with marking option, with parking option for FBS...5, FBS...6, KSS 5, KSS 6, width: 5.15 mm, color: gray

End clamp - E/NS 35 N - 0800886



End clamp, width: 9.5 mm, color: gray

End cover

End cover - D-STTB 4 - 3030462



End cover, length: 83.5 mm, width: 2.2 mm, height: 39.7 mm, color: gray

Insulating sleeve

Insulating sleeve - MPS-IH WH - 0201663



Insulating sleeve, color: white

Double-level terminal block - PTTB 4 - 3211786

Accessories

Insulating sleeve - MPS-IH RD - 0201676

Insulating sleeve, color: red



Insulating sleeve - MPS-IH BU - 0201689

Insulating sleeve, color: blue



Insulating sleeve - MPS-IH YE - 0201692

Insulating sleeve, color: yellow



Insulating sleeve - MPS-IH GN - 0201702

Insulating sleeve, color: green



Insulating sleeve - MPS-IH GY - 0201728

Insulating sleeve, color: gray



Double-level terminal block - PTTB 4 - 3211786

Accessories

Insulating sleeve - MPS-IH BK - 0201731

Insulating sleeve, color: black



Insulating sleeve - ISH 4/0,5 - 3002885

Insulating sleeve, color: gray



Insulating sleeve - ISH 4/1,0 - 3002898

Insulating sleeve, color: black



Jumper

Plug-in bridge - FBS 20-6 - 3030365

Plug-in bridge, pitch: 6.2 mm, width: 122.3 mm, number of positions: 20, color: red



Plug-in bridge - FBS 10-6 - 3030271

Plug-in bridge, pitch: 6.2 mm, width: 60.3 mm, number of positions: 10, color: red



Double-level terminal block - PTTB 4 - 3211786

Accessories

Plug-in bridge - FBS 6-6 - 1008238



Plug-in bridge, One side not fully isolated, pitch: 6.2 mm, width: 35.5 mm, number of positions: 6, color: red

Plug-in bridge - FBS 5-6 - 3030349



Plug-in bridge, pitch: 6.2 mm, width: 29.3 mm, number of positions: 5, color: red

Plug-in bridge - FBS 4-6 - 3030255



Plug-in bridge, pitch: 6.2 mm, width: 23.1 mm, number of positions: 4, color: red

Plug-in bridge - FBS 3-6 - 3030242



Plug-in bridge, pitch: 6.2 mm, width: 16.9 mm, number of positions: 3, color: red

Plug-in bridge - FBS 2-6 - 3030336



Plug-in bridge, pitch: 6.2 mm, width: 10.7 mm, number of positions: 2, color: red

Double-level terminal block - PTTB 4 - 3211786

Accessories

Plug-in bridge - FBS 50-6 - 3032224



Plug-in bridge, pitch: 6.2 mm, width: 308.3 mm, number of positions: 50, color: red

Plug-in bridge - FBSR 2-6 - 3033715



Plug-in bridge, pitch: 6.2 mm, number of positions: 2, color: red

Plug-in bridge - FBSR 3-6 - 3001594



Plug-in bridge, pitch: 6.2 mm, number of positions: 3, color: red

Plug-in bridge - FBSR 4-6 - 3001595



Plug-in bridge, pitch: 6.2 mm, number of positions: 4, color: red

Plug-in bridge - FBSR 5-6 - 3001596



Plug-in bridge, pitch: 6.2 mm, number of positions: 5, color: red

Double-level terminal block - PTTB 4 - 3211786

Accessories

Plug-in bridge - FBSR 10-6 - 3033716



Plug-in bridge, pitch: 6.2 mm, number of positions: 10, color: red

Plug-in bridge - FBS 2-6 BU - 3036932



Plug-in bridge, pitch: 6.2 mm, width: 10.7 mm, number of positions: 2, color: blue

Plug-in bridge - FBS 3-6 BU - 3036945



Plug-in bridge, pitch: 6.2 mm, width: 16.9 mm, number of positions: 3, color: blue

Plug-in bridge - FBS 4-6 BU - 3036958



Plug-in bridge, pitch: 6.2 mm, width: 23.1 mm, number of positions: 4, color: blue

Plug-in bridge - FBS 5-6 BU - 3036961



Plug-in bridge, pitch: 6.2 mm, width: 29.3 mm, number of positions: 5, color: blue

Double-level terminal block - PTTB 4 - 3211786

Accessories

Plug-in bridge - FBS 10-6 BU - 3032198



Plug-in bridge, pitch: 6.2 mm, width: 60.3 mm, number of positions: 10, color: blue

Plug-in bridge - FBS 20-6 BU - 3032208



Plug-in bridge, pitch: 6.2 mm, width: 122.3 mm, number of positions: 20, color: blue

Plug-in bridge - FBS 50-6 BU - 3032211



Plug-in bridge, pitch: 6.2 mm, width: 308.3 mm, number of positions: 50, color: blue

Labeled terminal marker

Zack Marker strip, flat - ZBF 6 CUS - 0825027



Zack Marker strip, flat, Strip, can be ordered: Strip, white, labeled according to customer specifications, mounting type: snap into flat marker groove, for terminal block width: 6.2 mm, lettering field size: 5.15 x 6.15 mm, Number of individual labels: 10

Marker for terminal blocks - UC-TMF 6 CUS - 0824646



Marker for terminal blocks, can be ordered: by sheet, white, labeled according to customer specifications, mounting type: snap into flat marker groove, for terminal block width: 6.2 mm, lettering field size: 5.6 x 5.1 mm, Number of individual labels: 80

Double-level terminal block - PTTB 4 - 3211786

Accessories

Marker for terminal blocks - UCT-TMF 6 CUS - 0829665



Marker for terminal blocks, can be ordered: by sheet, white, labeled according to customer specifications, mounting type: snap into flat marker groove, for terminal block width: 6.2 mm, lettering field size: 5.4 x 4.7 mm, Number of individual labels: 60

Zack Marker strip, flat - ZBF 6,LGS:FORTL.ZAHLEN - 0808749



Zack Marker strip, flat, Strip, white, labeled, printed horizontally: consecutive numbers 1 ... 10, 11 ... 20, etc. up to 91 ... 100, mounting type: snap into flat marker groove, for terminal block width: 6.2 mm, lettering field size: 5.15 x 6.15 mm, Number of individual labels: 10

Zack Marker strip, flat - ZBF 6,QR:FORTL.ZAHLEN - 0808765



Zack Marker strip, flat, Strip, white, labeled, Printed vertically: consecutive numbers 1 ... 10, 11 ... 20, etc. up to 91 ... 100, mounting type: snap into flat marker groove, for terminal block width: 6.2 mm, lettering field size: 5.15 x 6.15 mm, Number of individual labels: 10

Zack Marker strip, flat - ZBF 6,LGS:GERADE ZAHLEN - 0810834



Zack Marker strip, flat, Strip, white, labeled, printed horizontally: consecutive numbers 2 ... 20, 22 ... 40, etc. up to 82 ... 100, mounting type: snap into flat marker groove, for terminal block width: 6.2 mm, lettering field size: 5.15 x 6.15 mm, Number of individual labels: 10

Zack Marker strip, flat - ZBF 6,LGS:UNGERADE ZAHLEN - 0810876



Zack Marker strip, flat, Strip, white, labeled, printed horizontally: Odd numbers 1 - 19, 21 - 39, etc. up to 81 - 99, mounting type: snap into flat marker groove, for terminal block width: 6.2 mm, lettering field size: 5.15 x 6.15 mm, Number of individual labels: 10

Double-level terminal block - PTTB 4 - 3211786

Accessories

Marker for terminal blocks - TMT 6 R CUS - 0824488



Marker for terminal blocks, can be ordered: by line, white, labeled according to customer specifications, mounting type: snap into universal marker groove, snap into flat marker groove, for terminal block width: 6.2 mm, lettering field size: 6.35 x 6.15 mm

Marker carriers

Marker carriers - STP 5-2 - 0800967



Double marker carrier, snaps onto the double-level spring-cage terminal block STTB 2,5, STTB 4, PTTB 2,5, PTTB 4 can be marked with UC-TM 5, ZB 5 or UC-TMF 5, ZBF 5

Partition plate

Partition plate - ATP-STTB 4 - 3030747



Partition plate, length: 88.7 mm, width: 2 mm, height: 53 mm, color: gray

Planning and marking software

Software - CLIP-PROJECT ADVANCED - 5146040



Multilingual software for convenient configuration of Phoenix Contact products on standard DIN rails.

Double-level terminal block - PTTB 4 - 3211786

Accessories

Software - CLIP-PROJECT PROFESSIONAL - 5146053



Multilingual software for terminal strip configuration. A marking module enables the professional marking of markers and labels for identifying terminal blocks, conductors and cables, and devices.

Screwdriver tools

Screwdriver - SZF 1-0,6X3,5 - 1204517



Actuation tool, for ST terminal blocks, also suitable for use as a bladed screwdriver, size: 0.6 x 3.5 x 100 mm, 2-component grip, with non-slip grip

Actuation tool - ST-BW - 1207608



Actuation tool, for all 2.5 mm² - 4.0 mm² spring-cages

Short-circuit connector

Short-circuit connector - FBSRH 2-6 - 3033812



Short-circuit connector, pitch: 6.2 mm, number of positions: 2, color: red

Terminal marking

Double-level terminal block - PTTB 4 - 3211786

Accessories

Zack Marker strip, flat - ZBF 6:UNBEDRUCKT - 0808710



Zack Marker strip, flat, Strip, white, unlabeled, can be labeled with: PLOTMARK, CMS-P1-PLOTTER, mounting type: snap into flat marker groove, for terminal block width: 6.2 mm, lettering field size: 5.15 x 6.15 mm, Number of individual labels: 10

Marker for terminal blocks - UC-TMF 6 - 0818140



Marker for terminal blocks, Sheet, white, unlabeled, can be labeled with: BLUEMARK ID COLOR, BLUEMARK ID, BLUEMARK CLED, PLOTMARK, CMS-P1-PLOTTER, mounting type: snap into flat marker groove, for terminal block width: 6.2 mm, lettering field size: 5.6 x 5.1 mm, Number of individual labels: 80

Marker for terminal blocks - UCT-TMF 6 - 0828746



Marker for terminal blocks, Sheet, white, unlabeled, can be labeled with: TOPMARK NEO, TOPMARK LASER, BLUEMARK ID COLOR, BLUEMARK ID, BLUEMARK CLED, THERMOMARK PRIME, THERMOMARK CARD 2.0, THERMOMARK CARD, mounting type: snap into flat marker groove, for terminal block width: 6.2 mm, lettering field size: 5.4 x 4.7 mm, Number of individual labels: 60

Marker for terminal blocks - TMT 6 R - 0816498



Marker for terminal blocks, Roll, white, unlabeled, can be labeled with: THERMOMARK ROLL 2.0, THERMOMARK ROLL, THERMOMARK ROLL X1, THERMOMARK ROLLMASTER 300/600, THERMOMARK X1.2, THERMOMARK S1.1, perforated, mounting type: snap into universal marker groove, snap into flat marker groove, for terminal block width: 6.2 mm, lettering field size: 6.35 x 6.15 mm, Number of individual labels: 16000

Test plug terminal block

Test plugs - MPS-MT - 0201744



Test plugs, with solder connection up to 1 mm² conductor cross section, color: gray

Double-level terminal block - PTTB 4 - 3211786

Accessories

Test plugs - PS-6 - 3030996



Test plugs, Modular test plug, color: red

Test plugs - PS-6/2,3MM RD - 3038736



Test plugs, color: red

Test socket

Test adapter - PAI-4-FIX-5/6 BU - 3035975



4 mm test adapter, for terminal blocks with 5.2 mm and 6.2 mm pitch

Test adapter - PAI-4-FIX-5/6 OG - 3035974



4 mm test adapter, for terminal blocks with 5.2 mm and 6.2 mm pitch

Test adapter - PAI-4-FIX-5/6 YE - 3035977



4 mm test adapter, for terminal blocks with 5.2 mm and 6.2 mm pitch

Double-level terminal block - PTTB 4 - 3211786

Accessories

Test adapter - PAI-4-FIX-5/6 RD - 3035976



4 mm test adapter, for terminal blocks with 5.2 mm and 6.2 mm pitch

Test adapter - PAI-4-FIX-5/6 GN - 3035978



4 mm test adapter, for terminal blocks with 5.2 mm and 6.2 mm pitch

Test adapter - PAI-4-FIX-5/6 BK - 3035980



4 mm test adapter, for terminal blocks with 5.2 mm and 6.2 mm pitch

Test adapter - PAI-4-FIX-5/6 GY - 3035982



4 mm test adapter, for terminal blocks with 5.2 mm and 6.2 mm pitch

Test adapter - PAI-4-FIX-5/6 VT - 3035979



4 mm test adapter, for terminal blocks with 5.2 mm and 6.2 mm pitch

Double-level terminal block - PTTB 4 - 3211786

Accessories

Test adapter - PAI-4-FIX-5/6 BN - 3035981



4 mm test adapter, for terminal blocks with 5.2 mm and 6.2 mm pitch

Test adapter - PAI-4-FIX-5/6 WH - 3035983



4 mm test adapter, for terminal blocks with 5.2 mm and 6.2 mm pitch

Vertical bridge

Potential bridge - FBS-PV - 3032185



Vertical potential bridge, to connect the upper and lower level

Warning label printed

Warning label - WS PT 4 - 1029563



Warning label, yellow/black, labeled: Lightning flash, mounting type: plug in, for terminal block width: 6.2 mm
