

Installation ground terminal block - UTI 6-PE/L/L - 3076040

Please be informed that the data shown in this PDF Document is generated from our Online Catalog. Please find the complete data in the user's documentation. Our General Terms of Use for Downloads are valid (<http://phoenixcontact.com/download>)



Installation ground terminal block, Screw connection, cross section: 0.2 mm² - 10 mm², AWG: 24 - 8, width: 8.2 mm, color: gray, mounting type: NS 35/7,5, NS 35/15

Your advantages

- The installation terminal block features a particularly low-profile design and is suitable for wiring in flat installation distributors

COMPLETE RoHS

Key Commercial Data

Packing unit	1 pc
Minimum order quantity	50 pc
GTIN	 4 046356 817622
GTIN	4046356817622
Weight per Piece (excluding packing)	34.800 g
Custom tariff number	85369010
Country of origin	Poland

Technical data

General

Note	Assembly instruction: In order to securely fix the neutral busbar in place, support brackets must be placed at the beginning and end of each terminal strip as well as every 20 cm on longer terminal strips. The corresponding support brackets can be found at phoenixcontact.net/products
Number of levels	3
Number of connections	5
Nominal cross section	6 mm ²

Installation ground terminal block - UTI 6-PE/L/L - 3076040

Technical data

General

Color	gray
Insulating material	PA
Flammability rating according to UL 94	V0
Rated surge voltage	6 kV
Degree of pollution	3
Overvoltage category	III
Insulating material group	I
Maximum power dissipation for nominal condition	1.31 W (the value is multiplied when connecting multiple levels)
Ambient temperature (operation)	-60 °C ... 85 °C
Ambient temperature (storage/transport)	-25 °C ... 55 °C (For a short time, not exceeding 24 h, -60 to +70 °C)
Permissible humidity (storage/transport)	30 % ... 70 %
Ambient temperature (assembly)	-5 °C ... 70 °C
Nominal current I_N	38 A (with 6 mm ² conductor cross section)
Maximum load current	47 A (with 10 mm ² conductor cross section)
Nominal voltage U_N	400 V (phase conductor/phase conductor)
	250 V (phase conductor/PE)
Open side panel	Yes
Shock protection test specification	DIN EN 50274 (VDE 0660-514):2002-11
Back of the hand protection	guaranteed
Finger protection	guaranteed
Result of surge voltage test	Test passed
Surge voltage test setpoint	4.8 kV
Result of power-frequency withstand voltage test	Test passed
Power frequency withstand voltage setpoint	1.5 kV
Result of the test for mechanical stability of terminal points (5 x conductor connection)	Test passed
Result of bending test	Test passed
Bending test rotation speed	10 rpm
Bending test turns	135
Bending test conductor cross section/weight	0.2 mm ² / 0.2 kg
	6 mm ² / 1.4 kg
	10 mm ² / 2 kg
Tensile test result	Test passed
Conductor cross section tensile test	0.2 mm ²
Tractive force setpoint	10 N
Conductor cross section tensile test	6 mm ²
Tractive force setpoint	80 N

Installation ground terminal block - UTI 6-PE/L/L - 3076040

Technical data

General

Conductor cross section tensile test	10 mm ²
Tractive force setpoint	90 N
Result of tight fit on support	Test passed
Tight fit on carrier	NS 35
Setpoint	5 N
Result of voltage-drop test	Test passed
Requirements, voltage drop	≤ 3.2 mV
Result of temperature-rise test	Test passed
Short circuit stability result	Test passed
Conductor cross section short circuit testing	6 mm ²
Short-time current	0.72 kA
Conductor cross section short circuit testing	10 mm ²
Short-time current	1.2 kA
Result of aging test	Test passed
Ageing test for screwless modular terminal block temperature cycles	192
Result of thermal test	Test passed
Proof of thermal characteristics (needle flame) effective duration	30 s
Oscillation, broadband noise test result	Test passed
Test specification, oscillation, broadband noise	DIN EN 50155 (VDE 0115-200):2008-03
Test spectrum	Service life test category 2, bogie-mounted
Test frequency	f ₁ = 5 Hz to f ₂ = 250 Hz
ASD level	6.12 (m/s ²) ² /Hz
Acceleration	3.12 g
Test duration per axis	5 h
Test directions	X-, Y- and Z-axis
Shock test result	Test passed
Test specification, shock test	DIN EN 50155 (VDE 0115-200):2008-03
Shock form	Half-sine
Acceleration	30g
Shock duration	18 ms
Number of shocks per direction	3
Test directions	X-, Y- and Z-axis (pos. and neg.)
Relative insulation material temperature index (Elec., UL 746 B)	130 °C
Temperature index of insulation material (DIN EN 60216-1 (VDE 0304-21))	130 °C
Static insulating material application in cold	-60 °C
Surface flammability NFPA 130 (ASTM E 162)	passed
Specific optical density of smoke NFPA 130 (ASTM E 662)	passed

Installation ground terminal block - UTI 6-PE/L/L - 3076040

Technical data

General

Smoke gas toxicity NFPA 130 (SMP 800C)	passed
Calorimetric heat release NFPA 130 (ASTM E 1354)	28 MJ/kg
Fire protection for rail vehicles (DIN EN 45545-2) R22	HL 1 - HL 3
Fire protection for rail vehicles (DIN EN 45545-2) R23	HL 1 - HL 3
Fire protection for rail vehicles (DIN EN 45545-2) R24	HL 1 - HL 3
Fire protection for rail vehicles (DIN EN 45545-2) R26	HL 1 - HL 3

Dimensions

Width	8.2 mm
Length	95 mm
Height NS 35/7,5	51.5 mm
Height NS 35/15	59 mm

Connection data

Note	Please observe the current carrying capacity of the DIN rails.
Conductor cross section solid min.	0.2 mm ²
Conductor cross section solid max.	10 mm ²
Conductor cross section flexible min.	0.2 mm ²
Conductor cross section flexible max.	10 mm ²
Conductor cross section AWG min.	24
Conductor cross section AWG max.	8
Conductor cross section flexible, with ferrule without plastic sleeve min.	0.25 mm ²
Conductor cross section flexible, with ferrule without plastic sleeve max.	6 mm ²
Conductor cross section flexible, with ferrule with plastic sleeve min.	0.25 mm ²
Conductor cross section flexible, with ferrule with plastic sleeve max.	6 mm ²
2 conductors with same cross section, solid min.	0.2 mm ²
2 conductors with same cross section, solid max.	2.5 mm ²
2 conductors with same cross section, stranded min.	0.2 mm ²
2 conductors with same cross section, stranded max.	2.5 mm ²
Connection method	Screw connection
Stripping length	9 mm
Internal cylindrical gage	A5
Screw thread	M3
Tightening torque, min	0.5 Nm
Tightening torque max	0.6 Nm

Standards and Regulations

Flammability rating according to UL 94	V0
--	----

Installation ground terminal block - UTI 6-PE/L/L - 3076040

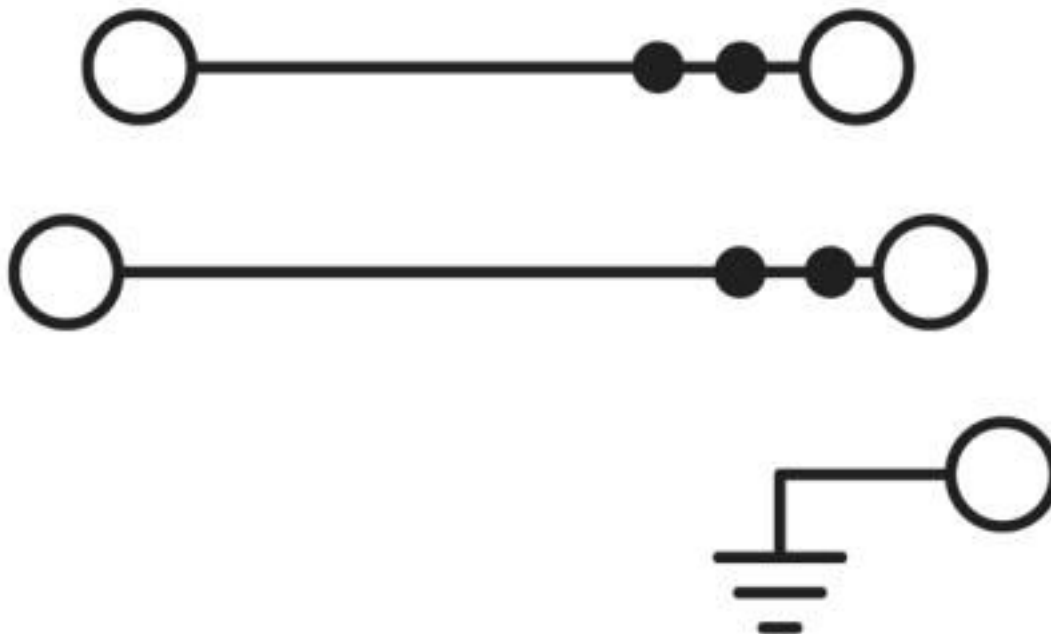
Technical data

Environmental Product Compliance

REACH SVHC	Lead 7439-92-1
China RoHS	Environmentally Friendly Use Period = 50 years
	For details about hazardous substances go to tab "Downloads", Category "Manufacturer's declaration"

Drawings

Circuit diagram



Classifications

eCl@ss

eCl@ss 10.0.1	27141125
eCl@ss 4.0	27141100
eCl@ss 4.1	27141100
eCl@ss 5.0	27141100
eCl@ss 5.1	27141100
eCl@ss 6.0	27141100
eCl@ss 7.0	27141125
eCl@ss 8.0	27141125
eCl@ss 9.0	27141125

Installation ground terminal block - UTI 6-PE/L/L - 3076040

Classifications

ETIM

ETIM 3.0	EC000897
ETIM 4.0	EC001329
ETIM 5.0	EC001329
ETIM 6.0	EC001329
ETIM 7.0	EC001329

UNSPSC

UNSPSC 6.01	30211811
UNSPSC 7.0901	39121410
UNSPSC 11	39121410
UNSPSC 12.01	39121410
UNSPSC 13.2	39121410
UNSPSC 18.0	39121410
UNSPSC 19.0	39121410
UNSPSC 20.0	39121410
UNSPSC 21.0	39121410

Approvals


Approvals

Approvals

EAC / CSA / UL Recognized / cUL Recognized / EAC / cULus Recognized


Ex Approvals


Approval details


EAC		RU C- DE.A*30.B.01742
-----	---	--------------------------


Installation ground terminal block - UTI 6-PE/L/L - 3076040


Approvals

CSA		http://www.csagroup.org/services-industries/product-listing/	13631
	B	D	
Nominal voltage UN	300 V	300 V	
Nominal current IN	20 A	10 A	
mm ² /AWG/kcmil	24-8	24-8	

UL Recognized		http://database.ul.com/cgi-bin/XYV/template/LISEXT/1FRAME/index.htm	FILE E 60425
	B	D	
Nominal voltage UN	300 V	300 V	
Nominal current IN	20 A	10 A	
mm ² /AWG/kcmil	24-8	24-8	

cUL Recognized		http://database.ul.com/cgi-bin/XYV/template/LISEXT/1FRAME/index.htm	FILE E 60425
	B	D	
Nominal voltage UN	300 V	300 V	
Nominal current IN	20 A	10 A	
mm ² /AWG/kcmil	24-8	24-8	

EAC		RU C- DE.BL08.B.00534
-----	---	--------------------------

cULus Recognized	
------------------	---

Accessories

Accessories

Cover profile

Installation ground terminal block - UTI 6-PE/L/L - 3076040

Accessories

Cover profile - AP-NLS N - 1013634



Cover profile, length: 300 mm, color: transparent

DIN rail

DIN rail perforated - NS 35/ 7,5 PERF 2000MM - 0801733



DIN rail perforated, Standard profile, width: 35 mm, height: 7.5 mm, acc. to EN 60715, material: Steel, galvanized, passivated with a thick layer, length: 2000 mm, color: silver

DIN rail, unperforated - NS 35/ 7,5 UNPERF 2000MM - 0801681



DIN rail, unperforated, Standard profile, width: 35 mm, height: 7.5 mm, acc. to EN 60715, material: Steel, galvanized, passivated with a thick layer, length: 2000 mm, color: silver

DIN rail perforated - NS 35/ 7,5 WH PERF 2000MM - 1204119



DIN rail perforated, Standard profile, width: 35 mm, height: 7.5 mm, acc. to EN 60715, material: Steel, Galvanized, white passivated, length: 2000 mm, color: silver

DIN rail, unperforated - NS 35/ 7,5 WH UNPERF 2000MM - 1204122



DIN rail, unperforated, Standard profile, width: 35 mm, height: 7.5 mm, acc. to EN 60715, material: Steel, Galvanized, white passivated, length: 2000 mm, color: silver

Installation ground terminal block - UTI 6-PE/L/L - 3076040

Accessories

DIN rail, unperforated - NS 35/ 7,5 AL UNPERF 2000MM - 0801704



DIN rail, unperforated, Standard profile, width: 35 mm, height: 7.5 mm, acc. to EN 60715, material: Aluminum, uncoated, length: 2000 mm, color: silver

DIN rail perforated - NS 35/ 7,5 ZN PERF 2000MM - 1206421



DIN rail perforated, Standard profile, width: 35 mm, height: 7.5 mm, acc. to EN 60715, material: Steel, galvanized, length: 2000 mm, color: silver

DIN rail, unperforated - NS 35/ 7,5 ZN UNPERF 2000MM - 1206434



DIN rail, unperforated, Standard profile, width: 35 mm, height: 7.5 mm, acc. to EN 60715, material: Steel, galvanized, length: 2000 mm, color: silver

DIN rail, unperforated - NS 35/ 7,5 CU UNPERF 2000MM - 0801762



DIN rail, unperforated, Standard profile, width: 35 mm, height: 7.5 mm, acc. to EN 60715, material: Copper, uncoated, length: 2000 mm, color: copper-colored

End cap - NS 35/ 7,5 CAP - 1206560

DIN rail end piece, for DIN rail NS 35/7.5



Installation ground terminal block - UTI 6-PE/L/L - 3076040

Accessories

DIN rail perforated - NS 35/15 PERF 2000MM - 1201730



DIN rail perforated, Standard profile, width: 35 mm, height: 15 mm, similar to EN 60715, material: Steel, galvanized, passivated with a thick layer, length: 2000 mm, color: silver

DIN rail, unperforated - NS 35/15 UNPERF 2000MM - 1201714



DIN rail, unperforated, Standard profile, width: 35 mm, height: 15 mm, similar to EN 60715, material: Steel, galvanized, passivated with a thick layer, length: 2000 mm, color: silver

DIN rail perforated - NS 35/15 WH PERF 2000MM - 0806602



DIN rail perforated, Standard profile, width: 35 mm, height: 15 mm, similar to EN 60715, material: Steel, Galvanized, white passivated, length: 2000 mm, color: silver

DIN rail, unperforated - NS 35/15 WH UNPERF 2000MM - 1204135



DIN rail, unperforated, Standard profile, width: 35 mm, height: 15 mm, similar to EN 60715, material: Steel, Galvanized, white passivated, length: 2000 mm, color: silver

DIN rail, unperforated - NS 35/15 AL UNPERF 2000MM - 1201756



DIN rail, unperforated, Standard profile, width: 35 mm, height: 15 mm, similar to EN 60715, material: Aluminum, uncoated, length: 2000 mm, color: silver

Installation ground terminal block - UTI 6-PE/L/L - 3076040

Accessories

DIN rail perforated - NS 35/15 ZN PERF 2000MM - 1206599



DIN rail perforated, Standard profile, width: 35 mm, height: 15 mm, similar to EN 60715, material: Steel, galvanized, length: 2000 mm, color: silver

DIN rail, unperforated - NS 35/15 ZN UNPERF 2000MM - 1206586



DIN rail, unperforated, Standard profile, width: 35 mm, height: 15 mm, similar to EN 60715, material: Steel, galvanized, length: 2000 mm, color: silver

DIN rail, unperforated - NS 35/15 CU UNPERF 2000MM - 1201895



DIN rail, unperforated, Standard profile, width: 35 mm, height: 15 mm, similar to EN 60715, material: Copper, uncoated, length: 2000 mm, color: copper-colored

End cap - NS 35/15 CAP - 1206573



DIN rail end piece, for DIN rail NS 35/15

DIN rail, unperforated - NS 35/15-2,3 UNPERF 2000MM - 1201798



DIN rail, unperforated, Standard profile 2.3 mm, width: 35 mm, height: 15 mm, acc. to EN 60715, material: Steel, galvanized, passivated with a thick layer, length: 2000 mm, color: silver

End block

Installation ground terminal block - UTI 6-PE/L/L - 3076040

Accessories

End clamp - CLIPFIX 35 - 3022218



Quick mounting end clamp for NS 35/7,5 DIN rail or NS 35/15 DIN rail, with marking option, width: 9.5 mm, color: gray

End clamp - CLIPFIX 35-5 - 3022276



Quick mounting end clamp for NS 35/7,5 DIN rail or NS 35/15 DIN rail, with marking option, with parking option for FBS...5, FBS...6, KSS 5, KSS 6, width: 5.15 mm, color: gray

End clamp - E/NS 35 N - 0800886



End clamp, width: 9.5 mm, color: gray

End cover

End cover - D-UTI 6/3 - 1025464



End cover, length: 95 mm, width: 2.2 mm, height: 50.7 mm, color: gray

Jumper

Plug-in bridge - FBSL 2-8 - 3030324



Plug-in bridge, pitch: 8.2 mm, width: 14.7 mm, number of positions: 2, color: red

Installation ground terminal block - UTI 6-PE/L/L - 3076040

Accessories

Plug-in bridge - FBSL 3-8 - 3030325



Plug-in bridge, pitch: 8.2 mm, width: 22.9 mm, number of positions: 3, color: red

Plug-in bridge - FBSL 4-8 - 3030326



Plug-in bridge, pitch: 8.2 mm, width: 31.1 mm, number of positions: 4, color: red

Plug-in bridge - FBSL 5-8 - 3030327



Plug-in bridge, pitch: 8.2 mm, width: 39.3 mm, number of positions: 5, color: red

Plug-in bridge - FBSL 10-8 - 3030328



Plug-in bridge, pitch: 8.2 mm, width: 80.3 mm, number of positions: 10, color: red

Labeled terminal marker

Zack Marker strip, flat - ZBF 8 CUS - 0825030



Zack Marker strip, flat, can be ordered: Strip, white, labeled according to customer specifications, mounting type: snap into flat marker groove, for terminal block width: 8 mm, lettering field size: 5.15 x 8.15 mm, Number of individual labels: 10

Installation ground terminal block - UTI 6-PE/L/L - 3076040

Accessories

Zack Marker strip, flat - ZBF 8,LGS:FORTL.ZAHLEN - 0808804



Zack Marker strip, flat, Strip, white, labeled, printed horizontally: consecutive numbers 1 ... 10, 11 ... 20, etc. up to 101 ... 110, mounting type: snap into flat marker groove, for terminal block width: 8 mm, lettering field size: 5.15 x 8.15 mm, Number of individual labels: 10

Zack marker strip - ZB 8 CUS - 0825011



Zack marker strip, can be ordered: Strip, white, labeled according to customer specifications, mounting type: snap into tall marker groove, for terminal block width: 8.2 mm, lettering field size: 10.5 x 8.15 mm, Number of individual labels: 10

Marker for terminal blocks - UC-TM 8 CUS - 0824597



Marker for terminal blocks, can be ordered: by sheet, white, labeled according to customer specifications, mounting type: snap into tall marker groove, for terminal block width: 8.2 mm, lettering field size: 7.6 x 10.5 mm, Number of individual labels: 56

Marker for terminal blocks - UCT-TM 8 CUS - 0829616



Marker for terminal blocks, can be ordered: by sheet, white, labeled according to customer specifications, mounting type: snap into tall marker groove, for terminal block width: 8.2 mm, lettering field size: 7.6 x 10.5 mm, Number of individual labels: 42

Zack marker strip - ZB 8,LGS:FORTL.ZAHLEN - 1052015



Zack marker strip, Strip, white, labeled, can be labeled with: CMS-P1-PLOTTER, printed horizontally: consecutive numbers 1 ... 10, 11 ... 20, etc. up to 91 ... 100, mounting type: snap into tall marker groove, for terminal block width: 8.2 mm, lettering field size: 10.5 x 8.15 mm, Number of individual labels: 10

Installation ground terminal block - UTI 6-PE/L/L - 3076040

Accessories

Zack marker strip - ZB 8,QR:FORTL.ZAHLEN - 1052028



Zack marker strip, Strip, white, labeled, can be labeled with: CMS-P1-PLOTTER, Printed vertically: consecutive numbers 1 ... 10, 11 ... 20, etc. up to 91 ... 100, mounting type: snap into tall marker groove, for terminal block width: 8.2 mm, lettering field size: 10.5 x 8.15 mm, Number of individual labels: 10

Marker for terminal blocks - ZB 8,LGS:L1-N,PE - 1052413



Marker for terminal blocks, Strip, white, labeled, can be labeled with: CMS-P1-PLOTTER, horizontal: L1, L2, L3, N, PE, L1, L2, L3, N, PE, mounting type: snap into tall marker groove, for terminal block width: 8.2 mm, lettering field size: 10.5 x 8.15 mm, Number of individual labels: 10

Marker pen

Marker pen - X-PEN 0,35 - 0811228



Marker pen without ink cartridge, for manual labeling of markers, labeling extremely wipe-proof, line thickness 0.35 mm

Neutral conductor rail

Neutral busbar - NLS-CU 3/10 SN 1000MM - 0402174



Neutral busbar, width: 10 mm, height: 3 mm, DIN VDE 0611-4: 1991-02, material: Copper, tin-plated, length: 1000 mm, color: silver

Partition plate

Installation ground terminal block - UTI 6-PE/L/L - 3076040

Accessories

Spacer plate - DP PS-8 - 3036741



Spacer plate, length: 22.4 mm, width: 8.2 mm, height: 29 mm, number of positions: 1, color: red

Planning and marking software

Software - CLIP-PROJECT ADVANCED - 5146040



Multilingual software for convenient configuration of Phoenix Contact products on standard DIN rails.

Software - CLIP-PROJECT PROFESSIONAL - 5146053



Multilingual software for terminal strip configuration. A marking module enables the professional marking of markers and labels for identifying terminal blocks, conductors and cables, and devices.

Screwdriver tools

Screwdriver - SZS 1,0X4,0 VDE - 1205066



Screwdriver, slot-headed, VDE insulated, size: 1.0 x 4.0 x 100 mm, 2-component grip, with non-slip grip

Support

Installation ground terminal block - UTI 6-PE/L/L - 3076040

Accessories

Support bracket - AB-UTI 6/3 - 1037092



Support bracket, Bracket for busbars, set every 20 cm, pitch: 200 mm, length: 97.4 mm, width: 2.2 mm, height: 51.2 mm, number of positions: 1, color: blue

Support bracket - AB-UTI 6/3 GY - 1141346



Support bracket, Bracket for busbars, set every 20 cm, pitch: 200 mm, length: 97.4 mm, width: 2.2 mm, height: 51.2 mm, number of positions: 1, color: gray

Terminal marking

Zack Marker strip, flat - ZBF 8:UNBEDRUCKT - 0808781



Zack Marker strip, flat, Strip, white, unlabeled, can be labeled with: PLOTMARK, CMS-P1-PLOTTER, mounting type: snap into flat marker groove, for terminal block width: 8 mm, lettering field size: 5.15 x 8.15 mm, Number of individual labels: 10

Zack Marker strip, flat - ZBF 8/WH-100:UNBEDRUCKT - 0808794



Zack Marker strip, flat, Strip, white, unlabeled, can be labeled with: PLOTMARK, CMS-P1-PLOTTER, mounting type: snap into flat marker groove, for terminal block width: 8 mm, lettering field size: 5.15 x 8.15 mm, Number of individual labels: 10

Zack marker strip - ZB 8:UNBEDRUCKT - 1052002



Zack marker strip, Strip, white, unlabeled, can be labeled with: CMS-P1-PLOTTER, PLOTMARK, mounting type: snap into tall marker groove, for terminal block width: 8.2 mm, lettering field size: 10.5 x 8.15 mm, Number of individual labels: 10

Installation ground terminal block - UTI 6-PE/L/L - 3076040

Accessories

Marker for terminal blocks - UC-TM 8 - 0818072



Marker for terminal blocks. Sheet, white, unlabeled, can be labeled with: BLUEMARK ID COLOR, BLUEMARK ID, BLUEMARK CLED, PLOTMARK, CMS-P1-PLOTTER, mounting type: snap into tall marker groove, for terminal block width: 8.2 mm, lettering field size: 7.6 x 10.5 mm, Number of individual labels: 56

Marker for terminal blocks - UCT-TM 8 - 0828740



Marker for terminal blocks. Sheet, white, unlabeled, can be labeled with: TOPMARK NEO, TOPMARK LASER, BLUEMARK ID COLOR, BLUEMARK ID, BLUEMARK CLED, THERMOMARK PRIME, THERMOMARK CARD 2.0, THERMOMARK CARD, mounting type: snap into tall marker groove, for terminal block width: 8.2 mm, lettering field size: 7.6 x 10.5 mm, Number of individual labels: 42

Test plug terminal block

Test plugs - PS-8 - 3031005



Test plugs, Modular test plug, color: red

Test plugs - PS-8/2,3MM RD - 3048564



Test plugs, color: red

Test socket

Test adapter - PAI-4-N GY - 3032871



4 mm test adapter, for terminal blocks with 5.2 mm, 6.2 mm and 8.2 mm pitch

Installation ground terminal block - UTI 6-PE/L/L - 3076040

Accessories

Test adapter - PAI-4-FIX BU - 3032729



Test adapter, for 4 mm test plug and terminal blocks with 8.2 mm pitch, color: blue

Test adapter - PAI-4-FIX OG - 3034455



4 mm test adapter, for terminal blocks with 8.2 mm pitch

Test adapter - PAI-4-FIX YE - 3032745



Test adapter, for 4 mm test plug and terminal blocks with 8.2 mm pitch, color: yellow

Test adapter - PAI-4-FIX RD - 3032732



Test adapter, for 4 mm test plug and terminal blocks with 8.2 mm pitch, color: red

Test adapter - PAI-4-FIX GN - 3032758



Test adapter, for 4 mm test plug and terminal blocks with 8.2 mm pitch, color: green

Installation ground terminal block - UTI 6-PE/L/L - 3076040

Accessories

Test adapter - PAI-4-FIX BK - 3032774



Test adapter, for 4 mm test plug and terminal blocks with 8.2 mm pitch, color: black

Test adapter - PAI-4-FIX GY - 3032790



Test adapter, for 4 mm test plug and terminal blocks with 8.2 mm pitch, color: gray

Test adapter - PAI-4-FIX VT - 3032761



Test adapter, for 4 mm test plug and terminal blocks with 4.2 mm ... 8.2 mm pitch, color: violet

Test adapter - PAI-4-FIX BN - 3032787



Test adapter, for 4 mm test plug and terminal blocks with 8.2 mm pitch, color: brown

Test adapter - PAI-4-FIX WH - 3032797



4 mm test adapter, for terminal blocks with 8.2 mm pitch

Installation ground terminal block - UTI 6-PE/L/L - 3076040

Accessories

Test adapter - PAIS-4-FIX GY - 3032791



Test adapter, for 4 mm test plug and terminal blocks with 5.2 mm, 6.2 mm, and 8.2 mm pitch, color: gray

Test adapter - PAIS-4-FIX BK - 3032792



Test adapter, for 4 mm test plug and terminal blocks with 5.2 mm, 6.2 mm, and 8.2 mm pitch, color: black

Test adapter - PAIS-4-FIX RD - 3032793



Test adapter, for 4 mm test plug and terminal blocks with 5.2 mm, 6.2 mm, and 8.2 mm pitch, color: red

Test adapter - PAIS-4-FIX BU - 3032798



Test adapter, for 4 mm test plug and terminal blocks with 5.2 mm, 6.2 mm, and 8.2 mm pitch, color: blue

Test adapter - PAIS-4-FIX YE - 3032799



Test adapter, for 4 mm test plug and terminal blocks with 5.2 mm, 6.2 mm, and 8.2 mm pitch, color: yellow

Installation ground terminal block - UTI 6-PE/L/L - 3076040

Accessories

Test adapter - PAIS-4-FIX GN - 3032801



Test adapter, for 4 mm test plug and terminal blocks with 5.2 mm, 6.2 mm, and 8.2 mm pitch, color: green

Test adapter - PAIS-4-FIX VT - 3032802



Test adapter, for 4 mm test plug and terminal blocks with 5.2 mm, 6.2 mm, and 8.2 mm pitch, color: violet
