

Bolt connection terminal block - RSC 6-F - 3075919

Please be informed that the data shown in this PDF Document is generated from our Online Catalog. Please find the complete data in the user's documentation. Our General Terms of Use for Downloads are valid (<http://phoenixcontact.com/download>)



Feed-through terminal block with bolt connection method, cross section: 2.5 - 35 mm², AWG: 12 - 2, width 17 mm, color: gray

Your advantages

- Easy grouping of flange terminal blocks
- Flange terminal blocks for direct mounting in control boxes

Key Commercial Data

Packing unit	1 pc
Minimum order quantity	40 pc
GTIN	 4 046356 535878
GTIN	4046356535878
Weight per Piece (excluding packing)	34.500 g
Custom tariff number	85369010
Country of origin	India

Technical data

General

Number of levels	1
Number of connections	2
Potentials	1
Nominal cross section	35 mm ²
Color	gray
Insulating material	PA
Flammability rating according to UL 94	V0

Bolt connection terminal block - RSC 6-F - 3075919

Technical data

General

Rated surge voltage	8 kV
Degree of pollution	3
Overvoltage category	III
Insulating material group	I
Maximum power dissipation for nominal condition	4.06 W
Maximum load current	125 A (with 35 mm ² conductor cross section)
Nominal current I _N	125 A
Nominal voltage U _N	800 V
Open side panel	No
Ambient temperature (operation)	-60 °C ... 85 °C
Ambient temperature (storage/transport)	-25 °C ... 55 °C (For a short time, not exceeding 24 h, -60 to +70 °C)
Permissible humidity (storage/transport)	30 % ... 70 %
Ambient temperature (assembly)	-5 °C ... 70 °C
Ambient temperature (actuation)	-5 °C ... 70 °C
Result of surge voltage test	Test passed
Result of power-frequency withstand voltage test	Test passed
Power frequency withstand voltage setpoint	2 kV
Result of the test for mechanical stability of terminal points (5 x conductor connection)	Test passed
Result of tight fit on support	Test passed
Setpoint	10 N
Result of voltage-drop test	Test passed
Result of temperature-rise test	Test passed
Requirement temperature-rise test	Increase in temperature ≤ 45 K
Short circuit stability result	Test passed
Conductor cross section short circuit testing	35 mm ²
Short-time current	4.2 kA
Result of thermal test	Test passed
Proof of thermal characteristics (needle flame) effective duration	30 s
Oscillation, broadband noise test result	Test passed
Test specification, oscillation, broadband noise	DIN EN 50155 (VDE 0115-200):2008-03
Test spectrum	Service life test category 1, class B, body mounted
Test frequency	f ₁ = 5 Hz to f ₂ = 150 Hz
ASD level	1.857 (m/s ²) ² /Hz
Acceleration	0,8 g
Test duration per axis	5 h
Test directions	X-, Y- and Z-axis

Bolt connection terminal block - RSC 6-F - 3075919

Technical data

General

Shock test result	Test passed
Test specification, shock test	DIN EN 50155 (VDE 0115-200):2008-03
Shock form	Half-sine
Acceleration	5g
Shock duration	30 ms
Number of shocks per direction	3
Test directions	X-, Y- and Z-axis (pos. and neg.)
Relative insulation material temperature index (Elec., UL 746 B)	130 °C
Temperature index of insulation material (DIN EN 60216-1 (VDE 0304-21))	130 °C
Static insulating material application in cold	-60 °C
Surface flammability NFPA 130 (ASTM E 162)	passed
Specific optical density of smoke NFPA 130 (ASTM E 662)	passed
Calorimetric heat release NFPA 130 (ASTM E 1354)	28 MJ/kg
Smoke gas toxicity NFPA 130 (SMP 800C)	passed
Fire protection for rail vehicles (DIN EN 45545-2) R22	HL 1 - HL 3
Fire protection for rail vehicles (DIN EN 45545-2) R23	HL 1 - HL 3
Fire protection for rail vehicles (DIN EN 45545-2) R24	HL 1 - HL 3
Fire protection for rail vehicles (DIN EN 45545-2) R26	HL 1 - HL 3

Dimensions

Width	17 mm
End cover width	2.2 mm
Length	80.8 mm
Height	39.7 mm
Pitch	17 mm

Connection data

Connection	1 level
Connection method	Bolt connection
Stripping length	The stripping length depends on the specification provided by the cable lug manufacturer.
Connection in acc. with standard	IEC 60947-7-1
Cable lug connection according to standard	DIN 46234:1980-03
Min. cross section for cable lug connection	6 mm ²
Max. cross section for cable lug connection	35 mm ²
AWG min	10
AWG max	2
Hole diameter, min.	6.5 mm
Cable lug width, max.	15 mm

Bolt connection terminal block - RSC 6-F - 3075919

Technical data

Connection data

Bolt diameter	6 mm
Screw thread	M6
Tightening torque, min	3.2 Nm
Tightening torque max	3.7 Nm
Cable lug connection according to standard	DIN 46237:1970-07
Min. cross section for cable lug connection	2.5 mm ²
Max. cross section for cable lug connection	6 mm ²
AWG min	14
AWG max	10
Hole diameter, min.	6.5 mm
Cable lug width, max.	11 mm
Bolt diameter	6 mm
Screw thread	M6
Tightening torque, min	3.2 Nm
Tightening torque max	3.7 Nm

Standards and Regulations

Connection in acc. with standard	CUL
	IEC 60947-7-1
Flammability rating according to UL 94	V0

Environmental Product Compliance

China RoHS	Environmentally friendly use period: unlimited = EFUP-e
	No hazardous substances above threshold values

Drawings

Circuit diagram



Classifications

eCl@ss

eCl@ss 10.0.1	27141120
eCl@ss 4.0	27141100
eCl@ss 4.1	27141100

Bolt connection terminal block - RSC 6-F - 3075919

Classifications

eCl@ss

eCl@ss 5.0	27141100
eCl@ss 5.1	27141100
eCl@ss 6.0	27141100
eCl@ss 7.0	27141120
eCl@ss 8.0	27141120
eCl@ss 9.0	27141120

ETIM

ETIM 3.0	EC000897
ETIM 4.0	EC000897
ETIM 5.0	EC000897
ETIM 6.0	EC000897
ETIM 7.0	EC000897

UNSPSC

UNSPSC 6.01	30211811
UNSPSC 7.0901	39121410
UNSPSC 11	39121410
UNSPSC 12.01	39121410
UNSPSC 13.2	39121410
UNSPSC 18.0	39121410
UNSPSC 19.0	39121410
UNSPSC 20.0	39121410
UNSPSC 21.0	39121410

Approvals

Approvals

Approvals


CSA / UL Recognized / cUL Recognized / EAC / EAC / cULus Recognized


Ex Approvals


Approval details

Bolt connection terminal block - RSC 6-F - 3075919


Approvals

CSA		http://www.csagroup.org/services-industries/product-listing/	13631
	B	C	
Nominal voltage UN	600 V	600 V	
Nominal current IN	115 A	115 A	
mm ² /AWG/kcmil	12-2	12-2	

UL Recognized		http://database.ul.com/cgi-bin/XYV/template/LISEXT/1FRAME/index.htm	FILE E 60425
	B	C	
Nominal voltage UN	600 V	600 V	
Nominal current IN	115 A	115 A	

cUL Recognized		http://database.ul.com/cgi-bin/XYV/template/LISEXT/1FRAME/index.htm	FILE E 60425
	B	C	
Nominal voltage UN	600 V	600 V	
Nominal current IN	115 A	115 A	

EAC			RU C- DE.A*30.B.01742
-----	---	--	--------------------------

EAC			RU C- DE.BL08.B.00534
-----	---	--	--------------------------

cULus Recognized			
------------------	---	--	--

Accessories

- Accessories
- Cover profile

Bolt connection terminal block - RSC 6-F - 3075919

Accessories

Cover profile - AP RSC - 3058017



Cover profile, for covering terminal strips, directly snapped onto RBO... and RSC... terminal blocks. Length supplied: 1 m

End cover

Flange cover - D-RSC 6-F - 3213108



Flange cover, length: 80.9 mm, width: 2.2 mm, height: 39.7 mm, color: gray

Labeled terminal marker

Zack marker strip - ZB 17 CUS - 0829393



Zack marker strip, can be ordered: Strip, white, labeled according to customer specifications, mounting type: snap into tall marker groove, for terminal block width: 17 mm, lettering field size: 17 x 10.5 mm, Number of individual labels: 50

Partition plate

Separating plate - TS-KK 3 - 2770215



Separating plate, length: 14 mm, width: 0.5 mm, height: 16 mm, color: gray

Screw bridge

Bolt connection terminal block - RSC 6-F - 3075919

Accessories

Fixed bridge - FB 10-17 - 3075951



Fixed bridge, pitch: 17 mm, number of positions: 10, color: silver

Fixed bridge - FB 10-17 ISO - 3213085



Fixed bridge, pitch: 17 mm, number of positions: 10, color: silver

Terminal marking

Zack marker strip - ZB 17:UNBEDRUCKT - 0829391



Zack marker strip, Strip, white, unlabeled, can be labeled with: PLOTMARK, CMS-P1-PLOTTER, mounting type: snap into tall marker groove, for terminal block width: 17 mm, lettering field size: 17 x 10.5 mm, Number of individual labels: 5
