

## Test terminal strip - UTRE 6-2/22 - 3069823

Please be informed that the data shown in this PDF Document is generated from our Online Catalog. Please find the complete data in the user's documentation. Our General Terms of Use for Downloads are valid (<http://phoenixcontact.com/download>)



Test terminal strip, nom. voltage: 400 V AC/DC, connection method: Screw connection, number of connections: 44, number of positions: 22, cross section: 0.2 mm<sup>2</sup> - 10 mm<sup>2</sup>, AWG: 24 - 8, width: 211.9 mm, height: 56.5 mm, color: gray, mounting type: NS 35/7,5, NS 35/7,5

### Your advantages

- ✓ Space saving, thanks to compact, modular test terminal strips
- ✓ Cost-effective, thanks to the tailored, modular design and use of standardized CLIPLINE complete accessories
- ✓ The integrated, robust switch contact is designed for the most stringent demands, and the use of high-quality materials ensures the transmission of signal currents, even after multiple actuations
- ✓ Maximum safety with leading and automatic transformer short circuit



COMPLETE RoHS

### Key Commercial Data

|                      |               |
|----------------------|---------------|
| Packing unit         | 1             |
| GTIN                 |               |
| GTIN                 | 4046356962070 |
| Custom tariff number | 85369010      |

### Technical data

#### General

|                       |                   |
|-----------------------|-------------------|
| Number of positions   | 22                |
| Number of levels      | 1                 |
| Number of connections | 44                |
| Potentials            | 22                |
| Nominal cross section | 6 mm <sup>2</sup> |
| Color                 | gray              |
| Insulating material   | PA                |

# Test terminal strip - UTRE 6-2/22 - 3069823

## Technical data

### General

|   |  |
|---|--|
| Flammability rating according to UL 94                                  | V0   |
| Rated surge voltage   | 4 kV   |
| Test surge voltage  | 5 kV   |
| Overvoltage category  | III  |
| Insulating material group   | I  |
| Maximum power dissipation for nominal condition                         | 1.31 W   |
| Maximum load current  | 30 A (with 10 mm <sup>2</sup> conductor cross section)                 |
| Nominal voltage U <sub>N</sub>  | 400 V AC/DC  |
| Open side panel   | No   |
| Ambient temperature (operation)   | -60 °C ... 85 °C   |
| Ambient temperature (storage/transport)                                 | -25 °C ... 55 °C (For a short time, not exceeding 24 h, -60 to +70 °C) |
| Permissible humidity (storage/transport)                                | 30 % ... 70 %  |
| Ambient temperature (assembly)  | -5 °C ... 70 °C  |
| Ambient temperature (actuation)   | -5 °C ... 70 °C  |
| Relative insulation material temperature index (Elec., UL 746 B)        | 130 °C   |
| Temperature index of insulation material (DIN EN 60216-1 (VDE 0304-21)) | 125 °C   |
| Static insulating material application in cold                          | -60 °C   |
| Surface flammability NFPA 130 (ASTM E 162)                              | passed   |
| Specific optical density of smoke NFPA 130 (ASTM E 662)                 | passed   |
| Calorimetric heat release NFPA 130 (ASTM E 1354)                        | 27,5 MJ/kg   |
| Smoke gas toxicity NFPA 130 (SMP 800C)                                  | passed   |
| Fire protection for rail vehicles (DIN EN 45545-2) R22                  | HL 1 - HL 3  |
| Fire protection for rail vehicles (DIN EN 45545-2) R23                  | HL 1 - HL 3  |
| Fire protection for rail vehicles (DIN EN 45545-2) R24                  | HL 1 - HL 3  |
| Fire protection for rail vehicles (DIN EN 45545-2) R26                  | HL 1 - HL 3  |

### Dimensions

|                  |          |
|------------------|----------|
| Width            | 211.9 mm |
| Length           | 100 mm   |
| Height           | 56.5 mm  |
| Height NS 35/7,5 | 61.8 mm  |
| Height NS 35/15  | 69.3 mm  |
| Pitch            | 8.2 mm   |

### Connection data

|                   |                  |
|-------------------|------------------|
| Connection        | 1 level          |
| Connection method | Screw connection |
| Screw thread      | M4               |

## Test terminal strip - UTRE 6-2/22 - 3069823

### Technical data

#### Connection data

|  |                      |
|--|----------------------|
| Stripping length   | 10 mm                |
| Tightening torque, min   | 1.5 Nm               |
| Tightening torque max  | 1.8 Nm               |
| Connection in acc. with standard   | IEC 60947-7-1        |
| Conductor cross section solid min.   | 0.2 mm <sup>2</sup>  |
| Conductor cross section solid max.   | 10 mm <sup>2</sup>   |
| Conductor cross section AWG min.   | 24                   |
| Conductor cross section AWG max.   | 8                    |
| Conductor cross section flexible min.  | 0.2 mm <sup>2</sup>  |
| Conductor cross section flexible max.  | 10 mm <sup>2</sup>   |
| Min. AWG conductor cross section, flexible   | 24                   |
| Max. AWG conductor cross section, flexible   | 8                    |
| Conductor cross section flexible, with ferrule without plastic sleeve min.                             | 0.25 mm <sup>2</sup> |
| Conductor cross section flexible, with ferrule without plastic sleeve max.                             | 6 mm <sup>2</sup>    |
| Conductor cross section flexible, with ferrule with plastic sleeve min.                                | 0.25 mm <sup>2</sup> |
| Conductor cross section flexible, with ferrule with plastic sleeve max.                                | 6 mm <sup>2</sup>    |
| 2 conductors with same cross section, solid min.   | 0.2 mm <sup>2</sup>  |
| 2 conductors with same cross section, solid max.   | 2.5 mm <sup>2</sup>  |
| 2 conductors with same cross section, stranded min.  | 0.2 mm <sup>2</sup>  |
| 2 conductors with same cross section, stranded max.  | 2.5 mm <sup>2</sup>  |
| Two conductors with the same cross section, flexible, with TWIN ferrules, with plastic sleeve, minimum | 0.5 mm <sup>2</sup>  |
| Two conductors with the same cross section, flexible, with TWIN ferrules, with plastic sleeve, maximum | 2.5 mm <sup>2</sup>  |
| Two conductors with the same cross section stranded, with ferrule and without plastic sleeve, minimum  | 0.25 mm <sup>2</sup> |
| Two conductors with the same cross section stranded, with ferrule and without plastic sleeve, maximum  | 1.5 mm <sup>2</sup>  |
| Internal cylindrical gage  | A5                   |

#### Mounting

|               |           |
|---------------|-----------|
| Mounting type | NS 35/7,5 |
|---------------|-----------|

#### Standards and Regulations

|  |               |
|--|---------------|
| Connection in acc. with standard       | IEC 60947-7-1 |
| Flammability rating according to UL 94 | V0            |

#### Environmental Product Compliance

|            |                |
|------------|----------------|
| REACH SVHC | Lead 7439-92-1 |
|------------|----------------|

# Test terminal strip - UTRE 6-2/22 - 3069823

## Drawings

Circuit diagram



## Classifications

### eCl@ss

|               |          |
|---------------|----------|
| eCl@ss 10.0.1 | 27141126 |
| eCl@ss 5.0    | 27141100 |
| eCl@ss 5.1    | 27141100 |
| eCl@ss 6.0    | 27141100 |
| eCl@ss 7.0    | 27141126 |
| eCl@ss 8.0    | 27141126 |
| eCl@ss 9.0    | 27141126 |

### ETIM

|          |          |
|----------|----------|
| ETIM 4.0 | EC000897 |
| ETIM 5.0 | EC000902 |
| ETIM 6.0 | EC000902 |
| ETIM 7.0 | EC000902 |

### UNSPSC

|             |          |
|-------------|----------|
| UNSPSC 13.2 | 39121410 |
| UNSPSC 18.0 | 39121410 |
| UNSPSC 19.0 | 39121410 |
| UNSPSC 20.0 | 39121410 |
| UNSPSC 21.0 | 39121410 |

## Approvals

### Approvals

Approvals


CSA / UL Recognized / cUL Recognized / EAC / cULus Recognized


# Test terminal strip - UTRE 6-2/22 - 3069823


## Approvals


Ex Approvals

### Approval details

|                            |   |   |        |
|----------------------------|---|---|--------|
| CSA                        |  | <a href="http://www.csagroup.org/services-industries/product-listing/">http://www.csagroup.org/services-industries/product-listing/</a> | 013631 |
|                            |   | D   |        |
| Nominal voltage UN         | 300 V   |   |        |
| Nominal current IN         | 10 A  |   |        |
| mm <sup>2</sup> /AWG/kcmil | 24-8  |   |        |

|                            |   |   |              |
|----------------------------|---|---|--------------|
| UL Recognized              |  | <a href="http://database.ul.com/cgi-bin/XYV/template/LISEXT/1FRAME/index.htm">http://database.ul.com/cgi-bin/XYV/template/LISEXT/1FRAME/index.htm</a> | FILE E 60425 |
|                            |   | D   |              |
| Nominal voltage UN         | 300 V   |   |              |
| Nominal current IN         | 10 A  |   |              |
| mm <sup>2</sup> /AWG/kcmil | 24-8  |   |              |

|                            |   |   |              |
|----------------------------|---|---|--------------|
| cUL Recognized             |  | <a href="http://database.ul.com/cgi-bin/XYV/template/LISEXT/1FRAME/index.htm">http://database.ul.com/cgi-bin/XYV/template/LISEXT/1FRAME/index.htm</a> | FILE E 60425 |
|                            |   | D   |              |
| Nominal voltage UN         | 300 V   |   |              |
| Nominal current IN         | 10 A  |   |              |
| mm <sup>2</sup> /AWG/kcmil | 24-8  |   |              |

|     |   |                          |  |
|-----|---|--------------------------|--|
| EAC |  | RU C-<br>DE.BL08.B.00682 |  |
|-----|---|--------------------------|--|

|                  |   |  |  |
|------------------|---|--|--|
| cULus Recognized |  |  |  |
|------------------|---|--|--|

## Accessories

Accessories

## Test terminal strip - UTRE 6-2/22 - 3069823

### Accessories

#### Blind plug

Dummy plug - FBP-2/22 - 3069893



Dummy plug, pitch: 8.2 mm, length: 72.9 mm, width: 212.8 mm, number of positions: 22, color: gray

---

#### Coding element

Coding profile - PC-UTWE-TRI - 3069897



Coding profile, For UTWE 6-2 and UTRE 6-2 block, design: delta, length: 44.7 mm, width: 10.7 mm, height: 4.3 mm, color: red

---

#### Cover profile

Cover profile - AP-ME METER - 3034361



Cover profile, for covering terminal strips, snapped onto APT-ME cover profile carrier or APH-ME end bracket. A cover profile carrier should be positioned at the ends and at intervals of around 40 cm. Length supplied: 1 m

---

#### Cover profile carrier

Cover profile carrier - APH-ME - 3034374



Cover profile carrier, for mounting on NS 35/7,5 DIN rail, for fixing the AP-ME cover profile, can be sealed as an option

## Test terminal strip - UTRE 6-2/22 - 3069823

### Accessories

Cover profile carrier - APT-ME - 3034358



Cover profile carrier for mounting on NS 35/7.5 DIN rail for attaching the cover profile AP-ME

---

### Jumper

Plug-in bridge - FBS 2-8 - 3030284



Plug-in bridge, pitch: 8.2 mm, width: 14.7 mm, number of positions: 2, color: red

---

Plug-in bridge - FBS 3-8 - 3030297



Plug-in bridge, pitch: 8.2 mm, width: 22.9 mm, number of positions: 3, color: red

---

Plug-in bridge - FBS 4-8 - 3030307



Plug-in bridge, pitch: 8.2 mm, width: 31.1 mm, number of positions: 4, color: red

---

Plug-in bridge - FBS 5-8 - 3030310



Plug-in bridge, pitch: 8.2 mm, width: 39.3 mm, number of positions: 5, color: red

---

## Test terminal strip - UTRE 6-2/22 - 3069823

### Accessories

Plug-in bridge - FBS 6-8 - 3032470



Plug-in bridge, pitch: 8.2 mm, width: 47.5 mm, number of positions: 6, color: red

---

Plug-in bridge - FBS 10-8 - 3030323



Plug-in bridge, pitch: 8.2 mm, width: 80.3 mm, number of positions: 10, color: red

---

Plug-in bridge - FBS 1/3-8 - 3032363



Plug-in bridge, pitch: 8.2 mm, width: 22.9 mm, number of positions: 3, pin assignment: 1,3, color: red

---

Plug-in bridge - FBS 1/4-8 - 3032376



Plug-in bridge, pitch: 8.2 mm, width: 31.1 mm, number of positions: 4, pin assignment: 1, 4, color: red

---

Plug-in bridge - FBS 1/3/5-8 - 3032389



Plug-in bridge, pitch: 8.2 mm, width: 39.3 mm, number of positions: 5, pin assignment: 1,3,5, color: red

---



## Test terminal strip - UTRE 6-2/22 - 3069823

### Accessories

Plug-in bridge - FBS 1/4/7/10-8 - 3032402



Plug-in bridge, pitch: 8.2 mm, width: 80.3 mm, number of positions: 10, pin assignment: 1,4,7,10, color: red

---

Plug-in bridge - FBSR 16-8 - 3033816



Plug-in bridge, pitch: 8.2 mm, width: 129.5 mm, number of positions: 16, color: red

---

Plug-in bridge - FBS 2-8 CT - 3033830



Plug-in bridge, pitch: 8.2 mm, width: 14.7 mm, number of positions: 2, color: orange

---

Plug-in bridge - FBS 3-8 CT - 3033831



Plug-in bridge, pitch: 8.2 mm, width: 22.9 mm, number of positions: 3, color: orange

---

Plug-in bridge - FBS 4-8 CT - 3033832



Plug-in bridge, pitch: 8.2 mm, width: 31.1 mm, number of positions: 4, color: orange

---

## Test terminal strip - UTRE 6-2/22 - 3069823

### Accessories

Plug-in bridge - FBS 10-8 CT - 3033833



Plug-in bridge, pitch: 8.2 mm, width: 80.3 mm, number of positions: 10, color: orange

---

Plug-in bridge - FBS 2-8 BU - 3032567



Plug-in bridge, pitch: 8.2 mm, width: 14.7 mm, number of positions: 2, color: blue

---

Plug-in bridge - FBS 3-8 BU - 3032570



Plug-in bridge, pitch: 8.2 mm, width: 22.9 mm, number of positions: 3, color: blue

---

Plug-in bridge - FBS 4-8 BU - 3032583



Plug-in bridge, pitch: 8.2 mm, width: 31.1 mm, number of positions: 4, color: blue

---

Plug-in bridge - FBS 5-8 BU - 3032596



Plug-in bridge, pitch: 8.2 mm, width: 39.3 mm, number of positions: 5, color: blue

---

## Test terminal strip - UTRE 6-2/22 - 3069823

### Accessories

Plug-in bridge - FBS 6-8 BU - 3032677



Plug-in bridge, pitch: 8.2 mm, width: 47.5 mm, number of positions: 6, color: blue

---

Plug-in bridge - FBS 10-8 BU - 3032606



Plug-in bridge, pitch: 8.2 mm, width: 80.3 mm, number of positions: 10, color: blue

---

### Labeled terminal marker

Zack marker strip - ZB 8 CUS - 0825011



Zack marker strip, can be ordered: Strip, white, labeled according to customer specifications, mounting type: snap into tall marker groove, for terminal block width: 8.2 mm, lettering field size: 10.5 x 8.15 mm, Number of individual labels: 10

---

Marker for terminal blocks - UC-TM 8 CUS - 0824597



Marker for terminal blocks, can be ordered: by sheet, white, labeled according to customer specifications, mounting type: snap into tall marker groove, for terminal block width: 8.2 mm, lettering field size: 7.6 x 10.5 mm, Number of individual labels: 56

---

Marker for terminal blocks - UCT-TM 8 CUS - 0829616



Marker for terminal blocks, can be ordered: by sheet, white, labeled according to customer specifications, mounting type: snap into tall marker groove, for terminal block width: 8.2 mm, lettering field size: 7.6 x 10.5 mm, Number of individual labels: 42

---

## Test terminal strip - UTRE 6-2/22 - 3069823

### Accessories

#### Zack marker strip - ZB 8,LGS:FORTL.ZAHLEN - 1052015



Zack marker strip, Strip, white, labeled, can be labeled with: CMS-P1-PLOTTER, printed horizontally: consecutive numbers 1 ... 10, 11 ... 20, etc. up to 91 ... 100, mounting type: snap into tall marker groove, for terminal block width: 8.2 mm, lettering field size: 10.5 x 8.15 mm, Number of individual labels: 10

#### Zack marker strip - ZB 8,QR:FORTL.ZAHLEN - 1052028



Zack marker strip, Strip, white, labeled, can be labeled with: CMS-P1-PLOTTER, Printed vertically: consecutive numbers 1 ... 10, 11 ... 20, etc. up to 91 ... 100, mounting type: snap into tall marker groove, for terminal block width: 8.2 mm, lettering field size: 10.5 x 8.15 mm, Number of individual labels: 10

#### Marker for terminal blocks - ZB 8,LGS:L1-N,PE - 1052413



Marker for terminal blocks, Strip, white, labeled, can be labeled with: CMS-P1-PLOTTER, horizontal: L1, L2, L3, N, PE, L1, L2, L3, N, PE, mounting type: snap into tall marker groove, for terminal block width: 8.2 mm, lettering field size: 10.5 x 8.15 mm, Number of individual labels: 10

### Screwdriver tools

#### Screwdriver - SF-SL 0,8X4,0-100 - 1212551



Screwdriver, bladed (lasered), size: 0.8 x 4.0 x 100 mm, 2-component grip, with non-slip grip

#### Screwdriver - SF-SL 0,8X4,0-100 S-VDE - 1212588



Actuation tool, for ST terminal blocks, VDE insulated, with slimmer insulation integrated in the blade, also suitable for use as a bladed screwdriver, size: 0.8 x 4.0 x 100 mm, 2-component grip, with non-slip grip

## Test terminal strip - UTRE 6-2/22 - 3069823

### Accessories

#### Terminal marking

##### Zack marker strip - ZB 8:UNBEDRUCKT - 1052002



Zack marker strip, Strip, white, unlabeled, can be labeled with: CMS-P1-PLOTTER, PLOTMARK, mounting type: snap into tall marker groove, for terminal block width: 8.2 mm, lettering field size: 10.5 x 8.15 mm, Number of individual labels: 10

---

##### Marker for terminal blocks - UC-TM 8 - 0818072



Marker for terminal blocks, Sheet, white, unlabeled, can be labeled with: BLUEMARK ID COLOR, BLUEMARK ID, BLUEMARK CLED, PLOTMARK, CMS-P1-PLOTTER, mounting type: snap into tall marker groove, for terminal block width: 8.2 mm, lettering field size: 7.6 x 10.5 mm, Number of individual labels: 56

---

##### Marker for terminal blocks - UCT-TM 8 - 0828740



Marker for terminal blocks, Sheet, white, unlabeled, can be labeled with: TOPMARK NEO, TOPMARK LASER, BLUEMARK ID COLOR, BLUEMARK ID, BLUEMARK CLED, THERMOMARK PRIME, THERMOMARK CARD 2.0, THERMOMARK CARD, mounting type: snap into tall marker groove, for terminal block width: 8.2 mm, lettering field size: 7.6 x 10.5 mm, Number of individual labels: 42

---

##### Marker for terminal blocks - TMT (EX9,5)R - 0828295



Marker for terminal blocks, Roll, white, unlabeled, can be labeled with: THERMOMARK ROLL 2.0, THERMOMARK ROLL, THERMOMARK ROLL X1, THERMOMARK ROLLMASTER 300/600, THERMOMARK X1.2, mounting type: snap into universal marker groove, snap into tall marker groove, for terminal block width: 50000 mm, lettering field size: 9.5 x 50000 mm, Number of individual labels: 1

---

##### Marker for terminal blocks - US-TM 100 - 0829255



Marker for terminal blocks, Card, white, unlabeled, can be labeled with: BLUEMARK ID COLOR, BLUEMARK ID, THERMOMARK PRIME, THERMOMARK CARD 2.0, THERMOMARK CARD, mounting type: snap into universal marker groove, lettering field size: 104 x 9.8 mm, Number of individual labels: 13

## Test terminal strip - UTRE 6-2/22 - 3069823

### Accessories

Test plug terminal block

Test plug - FTPR-2/22 - 3001701



Test plug, Freely configurable, with twist grip, number of positions: 22, width: 212 mm, color: gray

---

Test plug - FTP-2/22 - 3001726



Test plug, freely configurable, number of positions: 22, width: 211.9 mm, color: gray

---

Test socket

Test adapter - PAI-4-N GY - 3032871



4 mm test adapter, for terminal blocks with 5.2 mm, 6.2 mm and 8.2 mm pitch

---

Test adapter - PAI-4-FIX BU - 3032729



Test adapter, for 4 mm test plug and terminal blocks with 8.2 mm pitch, color: blue

---

Test adapter - PAI-4-FIX OG - 3034455



4 mm test adapter, for terminal blocks with 8.2 mm pitch

## Test terminal strip - UTRE 6-2/22 - 3069823

### Accessories

---

Test adapter - PAI-4-FIX YE - 3032745



Test adapter, for 4 mm test plug and terminal blocks with 8.2 mm pitch, color: yellow

---

Test adapter - PAI-4-FIX RD - 3032732



Test adapter, for 4 mm test plug and terminal blocks with 8.2 mm pitch, color: red

---

Test adapter - PAI-4-FIX GN - 3032758



Test adapter, for 4 mm test plug and terminal blocks with 8.2 mm pitch, color: green

---

Test adapter - PAI-4-FIX BK - 3032774



Test adapter, for 4 mm test plug and terminal blocks with 8.2 mm pitch, color: black

---

Test adapter - PAI-4-FIX GY - 3032790



Test adapter, for 4 mm test plug and terminal blocks with 8.2 mm pitch, color: gray

---

## Test terminal strip - UTRE 6-2/22 - 3069823

### Accessories

Test adapter - PAI-4-FIX VT - 3032761



Test adapter, for 4 mm test plug and terminal blocks with 4.2 mm ... 8.2 mm pitch, color: violet

---

Test adapter - PAI-4-FIX BN - 3032787



Test adapter, for 4 mm test plug and terminal blocks with 8.2 mm pitch, color: brown

---

Test adapter - PAI-4-FIX WH - 3032797



4 mm test adapter, for terminal blocks with 8.2 mm pitch

---

Test adapter - PAIS-4-FIX GY - 3032791



Test adapter, for 4 mm test plug and terminal blocks with 5.2 mm, 6.2 mm, and 8.2 mm pitch, color: gray

---

Test adapter - PAIS-4-FIX BK - 3032792



Test adapter, for 4 mm test plug and terminal blocks with 5.2 mm, 6.2 mm, and 8.2 mm pitch, color: black

---



## Test terminal strip - UTRE 6-2/22 - 3069823

### Accessories

Test adapter - PAIS-4-FIX RD - 3032793



Test adapter, for 4 mm test plug and terminal blocks with 5.2 mm, 6.2 mm, and 8.2 mm pitch, color: red

---

Test adapter - PAIS-4-FIX BU - 3032798



Test adapter, for 4 mm test plug and terminal blocks with 5.2 mm, 6.2 mm, and 8.2 mm pitch, color: blue

---

Test adapter - PAIS-4-FIX YE - 3032799



Test adapter, for 4 mm test plug and terminal blocks with 5.2 mm, 6.2 mm, and 8.2 mm pitch, color: yellow

---

Test adapter - PAIS-4-FIX GN - 3032801



Test adapter, for 4 mm test plug and terminal blocks with 5.2 mm, 6.2 mm, and 8.2 mm pitch, color: green

---

Test adapter - PAIS-4-FIX VT - 3032802



Test adapter, for 4 mm test plug and terminal blocks with 5.2 mm, 6.2 mm, and 8.2 mm pitch, color: violet

---

## Test terminal strip - UTRE 6-2/22 - 3069823

### Accessories

Female test connector - PSBJ-URTK 6 FARBLOS - 3026450



Female test connector, color: transparent

---

Female test connector - PSBJ-URTK 6 RD - 3026719



Female test connector, color: red

---

Female test connector - PSBJ-URTK 6 BU - 3026434



Female test connector, color: blue

---

Female test connector - PSBJ-URTK 6 YE - 3026405



Female test connector, color: yellow

---

Female test connector - PSBJ-URTK 6 GN - 3026418



Female test connector, color: green

---

## Test terminal strip - UTRE 6-2/22 - 3069823

### Accessories

Female test connector - PSBJ-URTK 6 VT - 3026421



Female test connector, color: violet

---

Female test connector - PSBJ-URTK 6 GY - 3026612



Female test connector, color: gray

---

Female test connector - PSBJ-URTK 6 BK - 3026447



Female test connector, color: black

---

Female test connector - PSBJ-URTK 6 BN - 3026971



Female test connector, color: brown

---

Female test connector - PSBJ-URTK 6 WH - 3026448



Female test connector, color: white

---

---

