

## Test terminal strip - PTWE 6-2/G19 - 3069446

Please be informed that the data shown in this PDF Document is generated from our Online Catalog. Please find the complete data in the user's documentation. Our General Terms of Use for Downloads are valid (<http://phoenixcontact.com/download>)



Test terminal strip, VDE coded type G19, A detailed circuit diagram can be found under Miscellaneous Downloads, nom. voltage: 400 V AC/DC, connection method: Push-in connection, number of connections: 38, number of positions: 19, cross section: 0.5 mm<sup>2</sup> - 10 mm<sup>2</sup>, AWG: 20 - 8, width: 188.6 mm, height: 56.5 mm, color: gray, mounting type: Wall mounting


### Your advantages

- Space saving, thanks to compact, modular test terminal strips
- Cost-effective, thanks to the tailored, modular design and use of standardized CLIPLINE complete accessories
- The integrated, robust switch contact is designed for the most stringent demands, and the use of high-quality materials ensures the transmission of signal currents, even after multiple actuations
- Maximum safety with leading and automatic transformer short circuit



COMPLETE RoHS

### Key Commercial Data

Packing unit	1
GTIN	 4 046356 943567
GTIN	4046356943567
Custom tariff number	85369010

### Technical data

#### General

Note	A detailed circuit diagram can be found under Miscellaneous Downloads
Number of positions	19
Number of levels	1
Number of connections	38
Potentials	19
Nominal cross section	6 mm <sup>2</sup>
Color	gray

# Test terminal strip - PTWE 6-2/G19 - 3069446

## Technical data

### General

Insulating material	PA
Flammability rating according to UL 94	V0
Rated surge voltage	4 kV
Test surge voltage	5 kV
Overvoltage category	III
Insulating material group	I
Maximum power dissipation for nominal condition	1.31 W
Maximum load current	30 A (with 6 mm <sup>2</sup> conductor cross section)
Nominal voltage U <sub>N</sub>	400 V AC/DC
Open side panel	No
Terminal block mounting	0.8 Nm ... 1 Nm
Ambient temperature (operation)	-60 °C ... 85 °C
Ambient temperature (storage/transport)	-25 °C ... 55 °C (For a short time, not exceeding 24 h, -60 to +70 °C)
Permissible humidity (storage/transport)	30 % ... 70 %
Ambient temperature (assembly)	-5 °C ... 70 °C
Ambient temperature (actuation)	-5 °C ... 70 °C
Shock protection test specification	DIN EN 50274 (VDE 0660-514):2002-11
Back of the hand protection	guaranteed
Finger protection	guaranteed
Note regarding shock protection	When test disconnect plug is plugged in.
Result of surge voltage test	Test passed
Result of power-frequency withstand voltage test	Test passed
Power frequency withstand voltage setpoint	1.89 kV
Result of the test for mechanical stability of terminal points (5 x conductor connection)	Test passed
Result of bending test	Test passed
Bending test rotation speed	10 rpm
Bending test turns	135
Bending test conductor cross section/weight	0.5 mm <sup>2</sup> / 0.3 kg
	6 mm <sup>2</sup> / 1.4 kg
	10 mm <sup>2</sup> / 2 kg
Tensile test result	Test passed
Result of tight fit on support	Test passed
Setpoint	5 N
Result of voltage-drop test	Test passed
Result of temperature-rise test	Test passed
Requirement temperature-rise test	Increase in temperature ≤ 45 K

# Test terminal strip - PTWE 6-2/G19 - 3069446

## Technical data

### General

Short circuit stability result	Test passed
Conductor cross section short circuit testing	4 mm <sup>2</sup>
Short-time current	0.5 kA
Conductor cross section short circuit testing	4 mm <sup>2</sup>
Short-time current	0.3 kA
Conductor cross section short circuit testing	4 mm <sup>2</sup>
Short-time current	0.15 kA
Result of thermal test	Test passed
Ageing test for screwless modular terminal block temperature cycles	192
Proof of thermal characteristics (needle flame) effective duration	30 s
Result of aging test	Test passed
Oscillation, broadband noise test result	Test passed
Test specification, oscillation, broadband noise	DIN EN 50155 (VDE 0115-200):2008-03
Test spectrum	Service life test category 2, bogie-mounted
Test frequency	f <sub>1</sub> = 5 Hz to f <sub>2</sub> = 250 Hz
ASD level	6.12 (m/s <sup>2</sup> ) <sup>2</sup> /Hz
Acceleration	3.12 g
Test duration per axis	5 h
Test directions	X-, Y- and Z-axis
Shock test result	Test passed
Test specification, shock test	DIN EN 50155 (VDE 0115-200):2008-03
Shock form	Half-sine
Acceleration	30g
Shock duration	18 ms
Number of shocks per direction	3
Test directions	X-, Y- and Z-axis (pos. and neg.)
Relative insulation material temperature index (Elec., UL 746 B)	130 °C
Temperature index of insulation material (DIN EN 60216-1 (VDE 0304-21))	125 °C
Static insulating material application in cold	-60 °C
Surface flammability NFPA 130 (ASTM E 162)	passed
Specific optical density of smoke NFPA 130 (ASTM E 662)	passed
Calorimetric heat release NFPA 130 (ASTM E 1354)	27,5 MJ/kg
Smoke gas toxicity NFPA 130 (SMP 800C)	passed
Fire protection for rail vehicles (DIN EN 45545-2) R22	HL 1 - HL 3
Fire protection for rail vehicles (DIN EN 45545-2) R23	HL 1 - HL 3
Fire protection for rail vehicles (DIN EN 45545-2) R24	HL 1 - HL 3
Fire protection for rail vehicles (DIN EN 45545-2) R26	HL 1 - HL 3

# Test terminal strip - PTWE 6-2/G19 - 3069446

## Technical data

### Dimensions

Width	188.6 mm
Length	100 mm
Height	56.5 mm
Plate thickness	1 mm ... 4 mm
Pitch	8.2 mm

### Connection data

Connection	1 level
Connection method	Push-in connection
Stripping length	12 mm
Connection in acc. with standard	IEC 60947-7-1
Conductor cross section solid min.	0.5 mm <sup>2</sup>
Conductor cross section solid max.	10 mm <sup>2</sup>
Conductor cross section AWG min.	20
Conductor cross section AWG max.	8
Conductor cross section flexible min.	0.5 mm <sup>2</sup>
Conductor cross section flexible max.	6 mm <sup>2</sup>
Min. AWG conductor cross section, flexible	20
Max. AWG conductor cross section, flexible	10
Conductor cross section flexible, with ferrule without plastic sleeve min.	0.5 mm <sup>2</sup>
Conductor cross section flexible, with ferrule without plastic sleeve max.	6 mm <sup>2</sup>
Conductor cross section flexible, with ferrule with plastic sleeve min.	0.5 mm <sup>2</sup>
Conductor cross section flexible, with ferrule with plastic sleeve max.	6 mm <sup>2</sup>
Two conductors with the same cross section, flexible, with TWIN ferrules, with plastic sleeve, minimum	0.5 mm <sup>2</sup>
Two conductors with the same cross section, flexible, with TWIN ferrules, with plastic sleeve, maximum	1.5 mm <sup>2</sup>
Connection cross sections directly pluggable	1 mm <sup>2</sup> 10 mm <sup>2</sup>
Conductor cross section solid min.	1 mm <sup>2</sup>
Conductor cross section solid max.	10 mm <sup>2</sup>
Conductor cross section flexible, with ferrule without plastic sleeve min.	1 mm <sup>2</sup>
Conductor cross section flexible, with ferrule without plastic sleeve max.	6 mm <sup>2</sup>
Conductor cross section flexible, with ferrule with plastic sleeve min.	1 mm <sup>2</sup>
Conductor cross section flexible, with ferrule with plastic sleeve max.	6 mm <sup>2</sup>
Internal cylindrical gage	A5

### Mounting

Mounting type	Wall mounting
Plate thickness	1 mm ... 4 mm

## Test terminal strip - PTWE 6-2/G19 - 3069446

### Technical data

#### Mounting

Min. tightening torque of the mounting screw:	0.8 Nm
Max. tightening torque of the mounting screw:	1 Nm

#### Standards and Regulations

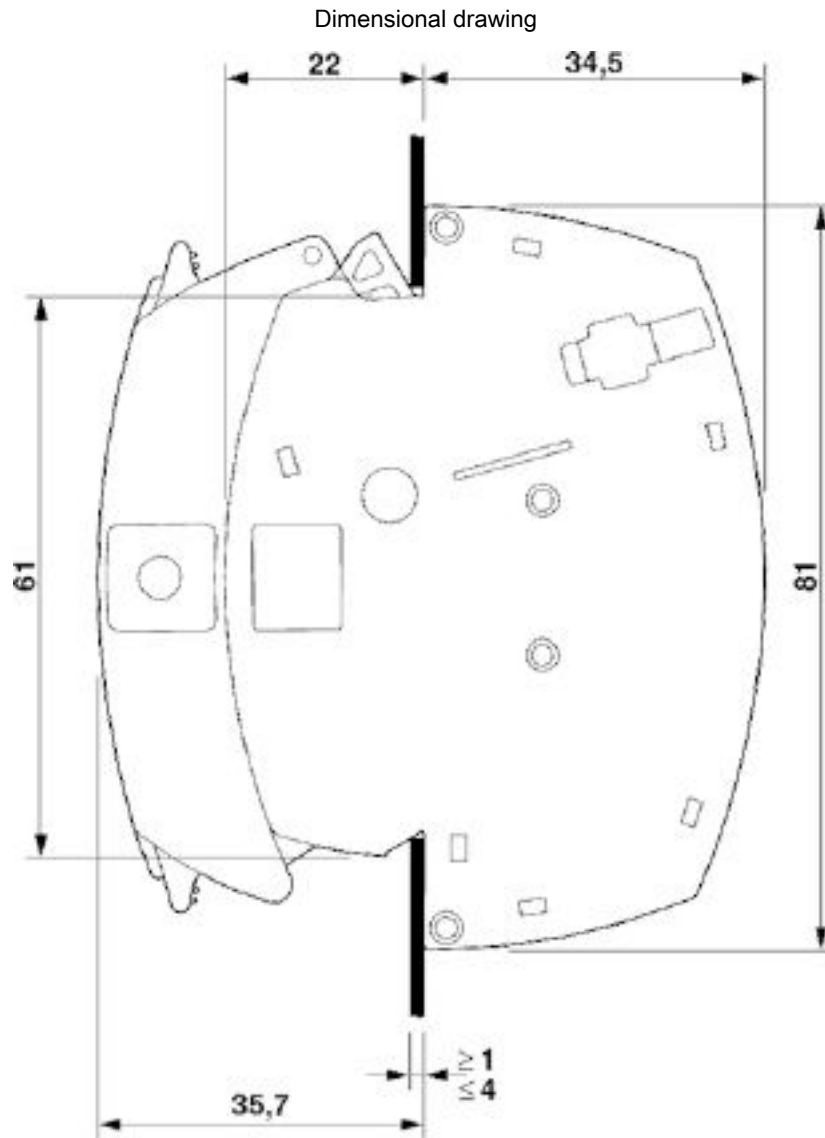
Connection in acc. with standard	IEC 60947-7-1
Flammability rating according to UL 94	V0

#### Environmental Product Compliance

REACH SVHC	Lead 7439-92-1
China RoHS	Environmentally friendly use period: unlimited = EFUP-e
	No hazardous substances above threshold values

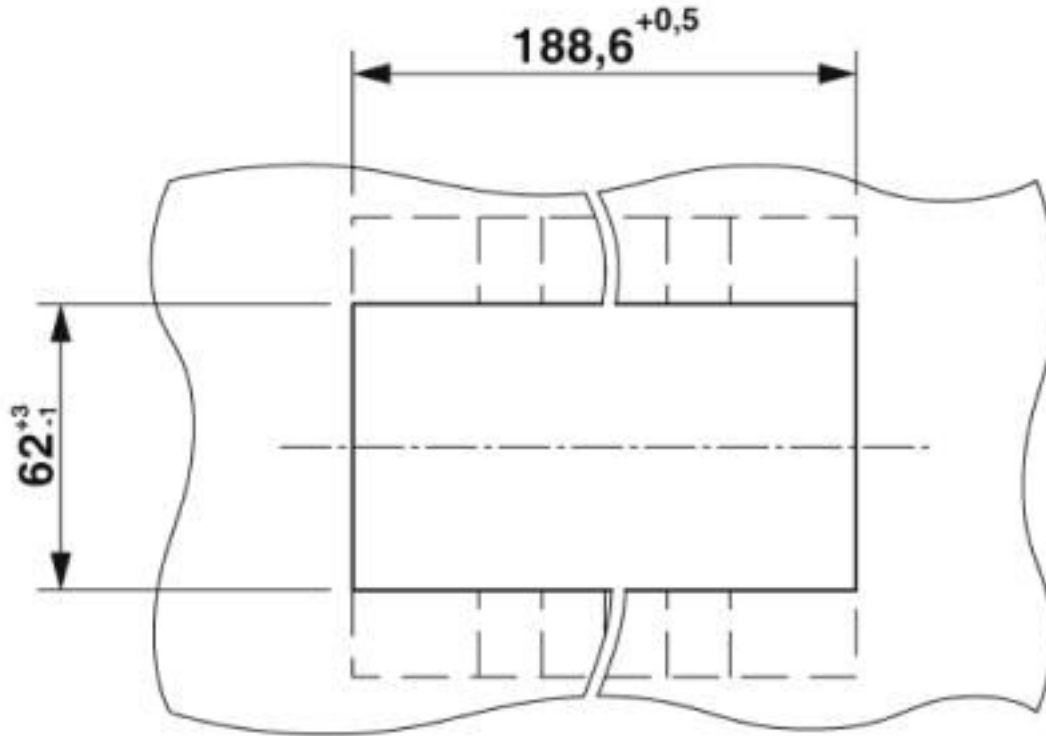
### Drawings

# Test terminal strip - PTWE 6-2/G19 - 3069446



# Test terminal strip - PTWE 6-2/G19 - 3069446

Dimensional drawing



Circuit diagram



## Classifications

eCl@ss

eCl@ss 10.0.1	27141126
eCl@ss 5.0	27141100
eCl@ss 5.1	27141100
eCl@ss 6.0	27141100
eCl@ss 7.0	27141126
eCl@ss 8.0	27141126
eCl@ss 9.0	27141126

# Test terminal strip - PTWE 6-2/G19 - 3069446

## Classifications

### ETIM

ETIM 4.0	EC000897
ETIM 5.0	EC000902
ETIM 6.0	EC000902
ETIM 7.0	EC000902

### UNSPSC

UNSPSC 13.2	39121410
UNSPSC 18.0	39121410
UNSPSC 19.0	39121410
UNSPSC 20.0	39121410
UNSPSC 21.0	39121410

## Approvals


### Approvals


#### Approvals

CSA / UL Recognized / cUL Recognized / EAC / EAC / cULus Recognized

#### Ex Approvals

### Approval details

CSA		<a href="http://www.csagroup.org/services-industries/product-listing/">http://www.csagroup.org/services-industries/product-listing/</a>	13631
	B	C	
Nominal voltage UN	600 V	600 V	
Nominal current IN	20 A	20 A	
mm <sup>2</sup> /AWG/kcmil	20-8	20-8	

UL Recognized		<a href="http://database.ul.com/cgi-bin/XYV/template/LISEXT/1FRAME/index.htm">http://database.ul.com/cgi-bin/XYV/template/LISEXT/1FRAME/index.htm</a>	FILE E 60425
	D		
Nominal voltage UN	300 V		



# Test terminal strip - PTWE 6-2/G19 - 3069446

## Approvals

	D
Nominal current I <sub>N</sub>	10 A
mm <sup>2</sup> /AWG/kcmil	20-8

cUL Recognized		<a href="http://database.ul.com/cgi-bin/XYV/template/LISEXT/1FRAME/index.htm">http://database.ul.com/cgi-bin/XYV/template/LISEXT/1FRAME/index.htm</a>	FILE E 60425
	D		
Nominal voltage U <sub>N</sub>	300 V		
Nominal current I <sub>N</sub>	10 A		
mm <sup>2</sup> /AWG/kcmil	20-8		

EAC		RU C- DE.AI30.B.01102
-----	--	--------------------------

EAC		RU C- DE.BL08.B.00682
-----	--	--------------------------

cULus Recognized	
------------------	--

## Accessories

### Accessories

#### Blind plug

Dummy plug - FBP-2/G19 - 3069676



Dummy plug, VDE coded type G19, pitch: 8.2 mm, length: 81 mm, width: 187.5 mm, number of positions: 19, color: gray

#### Cover profile

## Test terminal strip - PTWE 6-2/G19 - 3069446

### Accessories

Cover profile - AP RSC-T - 3059139



Cover profile, for covering terminal strips, directly snapped onto RBO... and RSC... test disconnect terminal blocks.  
Length supplied: 1 m

---

### Cover profile carrier

Cover profile carrier - APH-UTWE 6-2 - 3069057



Cover profile carrier, width: 8 mm, height: 56.6 mm, material: PA, length: 80.9 mm, color: gray

---

### Documentation

Mounting material - PT-IL - 3208090



Operating decal for the push-in Technology

---

### Labeled terminal marker

Zack marker strip - ZB 8 CUS - 0825011



Zack marker strip, can be ordered: Strip, white, labeled according to customer specifications, mounting type: snap into tall marker groove, for terminal block width: 8.2 mm, lettering field size: 10.5 x 8.15 mm, Number of individual labels: 10

## Test terminal strip - PTWE 6-2/G19 - 3069446

### Accessories

#### Marker for terminal blocks - UC-TM 8 CUS - 0824597



Marker for terminal blocks, can be ordered: by sheet, white, labeled according to customer specifications, mounting type: snap into tall marker groove, for terminal block width: 8.2 mm, lettering field size: 7.6 x 10.5 mm, Number of individual labels: 56

---

#### Marker for terminal blocks - UCT-TM 8 CUS - 0829616



Marker for terminal blocks, can be ordered: by sheet, white, labeled according to customer specifications, mounting type: snap into tall marker groove, for terminal block width: 8.2 mm, lettering field size: 7.6 x 10.5 mm, Number of individual labels: 42

---

#### Zack marker strip - ZB 8,LGS:FORTL.ZAHLEN - 1052015



Zack marker strip, Strip, white, labeled, can be labeled with: CMS-P1-PLOTTER, printed horizontally: consecutive numbers 1 ... 10, 11 ... 20, etc. up to 91 ... 100, mounting type: snap into tall marker groove, for terminal block width: 8.2 mm, lettering field size: 10.5 x 8.15 mm, Number of individual labels: 10

---

#### Zack marker strip - ZB 8,QR:FORTL.ZAHLEN - 1052028



Zack marker strip, Strip, white, labeled, can be labeled with: CMS-P1-PLOTTER, Printed vertically: consecutive numbers 1 ... 10, 11 ... 20, etc. up to 91 ... 100, mounting type: snap into tall marker groove, for terminal block width: 8.2 mm, lettering field size: 10.5 x 8.15 mm, Number of individual labels: 10

---

#### Marker for terminal blocks - ZB 8,LGS:L1-N,PE - 1052413



Marker for terminal blocks, Strip, white, labeled, can be labeled with: CMS-P1-PLOTTER, horizontal: L1, L2, L3, N, PE, L1, L2, L3, N, PE, mounting type: snap into tall marker groove, for terminal block width: 8.2 mm, lettering field size: 10.5 x 8.15 mm, Number of individual labels: 10

---

### Screwdriver tools

## Test terminal strip - PTWE 6-2/G19 - 3069446

### Accessories

Screwdriver - SZF 2-0,8X4,0 - 1204520



Actuation tool, for ST terminal blocks, also suitable for use as a bladed screwdriver, size: 0.8 x 4.0 x 100 mm, 2-component grip, with non-slip grip

---

### Terminal marking

Zack marker strip - ZB 8:UNBEDRUCKT - 1052002



Zack marker strip, Strip, white, unlabeled, can be labeled with: CMS-P1-PLOTTER, PLOTMARK, mounting type: snap into tall marker groove, for terminal block width: 8.2 mm, lettering field size: 10.5 x 8.15 mm, Number of individual labels: 10

---

Marker for terminal blocks - UC-TM 8 - 0818072



Marker for terminal blocks, Sheet, white, unlabeled, can be labeled with: BLUEMARK ID COLOR, BLUEMARK ID, BLUEMARK CLED, PLOTMARK, CMS-P1-PLOTTER, mounting type: snap into tall marker groove, for terminal block width: 8.2 mm, lettering field size: 7.6 x 10.5 mm, Number of individual labels: 56

---

Marker for terminal blocks - UCT-TM 8 - 0828740



Marker for terminal blocks, Sheet, white, unlabeled, can be labeled with: TOPMARK NEO, TOPMARK LASER, BLUEMARK ID COLOR, BLUEMARK ID, BLUEMARK CLED, THERMOMARK PRIME, THERMOMARK CARD 2.0, THERMOMARK CARD, mounting type: snap into tall marker groove, for terminal block width: 8.2 mm, lettering field size: 7.6 x 10.5 mm, Number of individual labels: 42

---

Marker for terminal blocks - TMT (EX9,5)R - 0828295



Marker for terminal blocks, Roll, white, unlabeled, can be labeled with: THERMOMARK ROLL 2.0, THERMOMARK ROLL, THERMOMARK ROLL X1, THERMOMARK ROLLMASTER 300/600, THERMOMARK X1.2, mounting type: snap into universal marker groove, snap into tall marker groove, for terminal block width: 50000 mm, lettering field size: 9.5 x 50000 mm, Number of individual labels: 1

## Test terminal strip - PTWE 6-2/G19 - 3069446

### Accessories

#### Marker for terminal blocks - US-TM 100 - 0829255



Marker for terminal blocks, Card, white, unlabeled, can be labeled with: BLUEMARK ID COLOR, BLUEMARK ID, THERMOMARK PRIME, THERMOMARK CARD 2.0, THERMOMARK CARD, mounting type: snap into universal marker groove, lettering field size: 104 x 9.8 mm, Number of individual labels: 13

---

#### Test plug terminal block

##### Test plug - FTPR-2/G19 - 3069494



Test plug, with twist grip, VDE coded type G19, A detailed circuit diagram can be found under Miscellaneous Downloads, nom. voltage: 400 V AC/DC, nominal current: 24 A, number of positions: 19, width: 187.5 mm, color: gray

---

##### Test plug - FTP-2/G19 - 3069481



Test plug, VDE coded type G19, number of positions: 19, width: 187.5 mm, color: gray

---

##### Test plug - FTP-2/1 SERVICE - 3069469



Test plug, number of positions: 1, width: 9 mm, color: red

---

#### Test socket

##### Test adapter - PAI-4-N GY - 3032871



4 mm test adapter, for terminal blocks with 5.2 mm, 6.2 mm and 8.2 mm pitch

## Test terminal strip - PTWE 6-2/G19 - 3069446

### Accessories

---

Test adapter - PAI-4-FIX BU - 3032729



Test adapter, for 4 mm test plug and terminal blocks with 8.2 mm pitch, color: blue

---

Test adapter - PAI-4-FIX OG - 3034455



4 mm test adapter, for terminal blocks with 8.2 mm pitch

---

Test adapter - PAI-4-FIX YE - 3032745



Test adapter, for 4 mm test plug and terminal blocks with 8.2 mm pitch, color: yellow

---

Test adapter - PAI-4-FIX RD - 3032732



Test adapter, for 4 mm test plug and terminal blocks with 8.2 mm pitch, color: red

---

Test adapter - PAI-4-FIX GN - 3032758



Test adapter, for 4 mm test plug and terminal blocks with 8.2 mm pitch, color: green

---

## Test terminal strip - PTWE 6-2/G19 - 3069446

### Accessories

Test adapter - PAI-4-FIX BK - 3032774



Test adapter, for 4 mm test plug and terminal blocks with 8.2 mm pitch, color: black

---

Test adapter - PAI-4-FIX GY - 3032790



Test adapter, for 4 mm test plug and terminal blocks with 8.2 mm pitch, color: gray

---

Test adapter - PAI-4-FIX VT - 3032761



Test adapter, for 4 mm test plug and terminal blocks with 4.2 mm ... 8.2 mm pitch, color: violet

---

Test adapter - PAI-4-FIX BN - 3032787



Test adapter, for 4 mm test plug and terminal blocks with 8.2 mm pitch, color: brown

---

Test adapter - PAI-4-FIX WH - 3032797



4 mm test adapter, for terminal blocks with 8.2 mm pitch

---

## Test terminal strip - PTWE 6-2/G19 - 3069446

### Accessories

Test adapter - PAIS-4-FIX GY - 3032791



Test adapter, for 4 mm test plug and terminal blocks with 5.2 mm, 6.2 mm, and 8.2 mm pitch, color: gray

---

Test adapter - PAIS-4-FIX BK - 3032792



Test adapter, for 4 mm test plug and terminal blocks with 5.2 mm, 6.2 mm, and 8.2 mm pitch, color: black

---

Test adapter - PAIS-4-FIX RD - 3032793



Test adapter, for 4 mm test plug and terminal blocks with 5.2 mm, 6.2 mm, and 8.2 mm pitch, color: red

---

Test adapter - PAIS-4-FIX BU - 3032798



Test adapter, for 4 mm test plug and terminal blocks with 5.2 mm, 6.2 mm, and 8.2 mm pitch, color: blue

---

Test adapter - PAIS-4-FIX YE - 3032799



Test adapter, for 4 mm test plug and terminal blocks with 5.2 mm, 6.2 mm, and 8.2 mm pitch, color: yellow

---



## Test terminal strip - PTWE 6-2/G19 - 3069446

### Accessories

Test adapter - PAIS-4-FIX GN - 3032801



Test adapter, for 4 mm test plug and terminal blocks with 5.2 mm, 6.2 mm, and 8.2 mm pitch, color: green

---

Test adapter - PAIS-4-FIX VT - 3032802



Test adapter, for 4 mm test plug and terminal blocks with 5.2 mm, 6.2 mm, and 8.2 mm pitch, color: violet

---

---