

## Test terminal strip - UTRE 6-2/B14 - 3069427

Please be informed that the data shown in this PDF Document is generated from our Online Catalog. Please find the complete data in the user's documentation. Our General Terms of Use for Downloads are valid (<http://phoenixcontact.com/download>)



Test terminal strip, VDE coded type B14, A detailed circuit diagram can be found under Miscellaneous Downloads, nom. voltage: 400 V AC/DC, connection method: Screw connection, number of connections: 28, number of positions: 14, cross section: 0.2 mm<sup>2</sup> - 10 mm<sup>2</sup>, AWG: 24 - 8, width: 146.7 mm, height: 56.5 mm, color: gray, mounting type: NS 35/7,5, NS 35/15


### Your advantages

- ✓ Space saving, thanks to compact, modular test terminal strips
- ✓ Cost-effective, thanks to the tailored, modular design and use of standardized CLIPLINE complete accessories
- ✓ Maximum safety with leading and automatic transformer short circuit
- ✓ The integrated, robust switch contact is designed for the most stringent demands, and the use of high-quality materials ensures the transmission of signal currents, even after multiple actuations



COMPLETE RoHS

### Key Commercial Data

Packing unit	1
GTIN	 4 046356 907705
GTIN	4046356907705
Custom tariff number	85369010

### Technical data

#### General

Note	A detailed circuit diagram can be found under Miscellaneous Downloads
Number of positions	14
Number of levels	1
Number of connections	28
Potentials	14
Nominal cross section	6 mm <sup>2</sup>
Color	gray

# Test terminal strip - UTRE 6-2/B14 - 3069427

## Technical data

### General

Insulating material	PA
Flammability rating according to UL 94	V0
Rated surge voltage	4 kV
Test surge voltage	5 kV
Overvoltage category	III
Insulating material group	I
Maximum power dissipation for nominal condition	1.31 W
Maximum load current	30 A (with 10 mm <sup>2</sup> conductor cross section)
Nominal voltage U <sub>N</sub>	400 V AC/DC
Open side panel	No
Ambient temperature (operation)	-60 °C ... 85 °C
Ambient temperature (storage/transport)	-25 °C ... 55 °C (For a short time, not exceeding 24 h, -60 to +70 °C)
Permissible humidity (storage/transport)	30 % ... 70 %
Ambient temperature (assembly)	-5 °C ... 70 °C
Ambient temperature (actuation)	-5 °C ... 70 °C
Relative insulation material temperature index (Elec., UL 746 B)	130 °C
Temperature index of insulation material (DIN EN 60216-1 (VDE 0304-21))	125 °C
Static insulating material application in cold	-60 °C
Surface flammability NFPA 130 (ASTM E 162)	passed
Specific optical density of smoke NFPA 130 (ASTM E 662)	passed
Calorimetric heat release NFPA 130 (ASTM E 1354)	27,5 MJ/kg
Smoke gas toxicity NFPA 130 (SMP 800C)	passed
Fire protection for rail vehicles (DIN EN 45545-2) R22	HL 1 - HL 3
Fire protection for rail vehicles (DIN EN 45545-2) R23	HL 1 - HL 3
Fire protection for rail vehicles (DIN EN 45545-2) R24	HL 1 - HL 3
Fire protection for rail vehicles (DIN EN 45545-2) R26	HL 1 - HL 3

### Dimensions

Width	146.7 mm
Length	100 mm
Height	56.5 mm
Height NS 35/7,5	61.8 mm
Height NS 35/15	69.3 mm
Pitch	8.2 mm

### Connection data

Connection	1 level
Connection method	Screw connection

# Test terminal strip - UTRE 6-2/B14 - 3069427

## Technical data

### Connection data

Screw thread	M4
Stripping length	10 mm
Tightening torque, min	1.5 Nm
Tightening torque max	1.8 Nm
Connection in acc. with standard	IEC 60947-7-1
Conductor cross section solid min.	0.2 mm <sup>2</sup>
Conductor cross section solid max.	10 mm <sup>2</sup>
Conductor cross section AWG min.	24
Conductor cross section AWG max.	8
Conductor cross section flexible min.	0.2 mm <sup>2</sup>
Conductor cross section flexible max.	10 mm <sup>2</sup>
Min. AWG conductor cross section, flexible	24
Max. AWG conductor cross section, flexible	8
Conductor cross section flexible, with ferrule without plastic sleeve min.	0.25 mm <sup>2</sup>
Conductor cross section flexible, with ferrule without plastic sleeve max.	6 mm <sup>2</sup>
Conductor cross section flexible, with ferrule with plastic sleeve min.	0.25 mm <sup>2</sup>
Conductor cross section flexible, with ferrule with plastic sleeve max.	6 mm <sup>2</sup>
2 conductors with same cross section, solid min.	0.2 mm <sup>2</sup>
2 conductors with same cross section, solid max.	2.5 mm <sup>2</sup>
2 conductors with same cross section, stranded min.	0.2 mm <sup>2</sup>
2 conductors with same cross section, stranded max.	2.5 mm <sup>2</sup>
Two conductors with the same cross section, flexible, with TWIN ferrules, with plastic sleeve, minimum	0.5 mm <sup>2</sup>
Two conductors with the same cross section, flexible, with TWIN ferrules, with plastic sleeve, maximum	2.5 mm <sup>2</sup>
Two conductors with the same cross section stranded, with ferrule and without plastic sleeve, minimum	0.25 mm <sup>2</sup>
Two conductors with the same cross section stranded, with ferrule and without plastic sleeve, maximum	1.5 mm <sup>2</sup>
Internal cylindrical gage	A5

### Mounting

Mounting type	NS 35/7,5
---------------	-----------

### Standards and Regulations

Connection in acc. with standard	IEC 60947-7-1
Flammability rating according to UL 94	V0

### Environmental Product Compliance

REACH SVHC	Lead 7439-92-1
------------	----------------

# Test terminal strip - UTRE 6-2/B14 - 3069427

## Drawings

Circuit diagram



## Classifications

### eCl@ss

eCl@ss 10.0.1	27141126
eCl@ss 5.0	27141100
eCl@ss 5.1	27141100
eCl@ss 6.0	27141100
eCl@ss 7.0	27141126
eCl@ss 8.0	27141126
eCl@ss 9.0	27141126

### ETIM

ETIM 4.0	EC000897
ETIM 5.0	EC000902
ETIM 6.0	EC000902
ETIM 7.0	EC000902

### UNSPSC

UNSPSC 13.2	39121410
UNSPSC 18.0	39121410
UNSPSC 19.0	39121410
UNSPSC 20.0	39121410
UNSPSC 21.0	39121410

## Approvals

### Approvals

Approvals


CSA / UL Recognized / cUL Recognized / EAC / cULus Recognized


# Test terminal strip - UTRE 6-2/B14 - 3069427


## Approvals


Ex Approvals


### Approval details

CSA		<a href="http://www.csagroup.org/services-industries/product-listing/">http://www.csagroup.org/services-industries/product-listing/</a>	013631
		D	
Nominal voltage UN	300 V		
Nominal current IN	10 A		
mm <sup>2</sup> /AWG/kcmil	24-8		

UL Recognized		<a href="http://database.ul.com/cgi-bin/XYV/template/LISEXT/1FRAME/index.htm">http://database.ul.com/cgi-bin/XYV/template/LISEXT/1FRAME/index.htm</a>	FILE E 60425
		D	
Nominal voltage UN	300 V		
Nominal current IN	10 A		
mm <sup>2</sup> /AWG/kcmil	24-8		

cUL Recognized		<a href="http://database.ul.com/cgi-bin/XYV/template/LISEXT/1FRAME/index.htm">http://database.ul.com/cgi-bin/XYV/template/LISEXT/1FRAME/index.htm</a>	FILE E 60425
		D	
Nominal voltage UN	300 V		
Nominal current IN	10 A		
mm <sup>2</sup> /AWG/kcmil	24-8		

EAC		RU C- DE.BL08.B.00682	
-----	---	--------------------------	--

cULus Recognized			
------------------	---	--	--

## Accessories

Accessories

## Test terminal strip - UTRE 6-2/B14 - 3069427

### Accessories

#### Blind plug

Dummy plug - FBP-2/B14 - 3069501



Dummy plug, VDE coded type B14, pitch: 8.2 mm, length: 81 mm, width: 146.7 mm, number of positions: 14, color: gray

---

### Cover profile

Cover profile - AP-ME METER - 3034361



Cover profile, for covering terminal strips, snapped onto APT-ME cover profile carrier or APH-ME end bracket. A cover profile carrier should be positioned at the ends and at intervals of around 40 cm. Length supplied: 1 m

---

### Cover profile carrier

Cover profile carrier - APH-ME - 3034374



Cover profile carrier, for mounting on NS 35/7,5 DIN rail, for fixing the AP-ME cover profile, can be sealed as an option

---

Cover profile carrier - APT-ME - 3034358



Cover profile carrier for mounting on NS 35/7.5 DIN rail for attaching the cover profile AP-ME

---

### Labeled terminal marker

## Test terminal strip - UTRE 6-2/B14 - 3069427

### Accessories

#### Zack marker strip - ZB 8 CUS - 0825011



Zack marker strip, can be ordered: Strip, white, labeled according to customer specifications, mounting type: snap into tall marker groove, for terminal block width: 8.2 mm, lettering field size: 10.5 x 8.15 mm, Number of individual labels: 10

#### Marker for terminal blocks - UC-TM 8 CUS - 0824597



Marker for terminal blocks, can be ordered: by sheet, white, labeled according to customer specifications, mounting type: snap into tall marker groove, for terminal block width: 8.2 mm, lettering field size: 7.6 x 10.5 mm, Number of individual labels: 56

#### Marker for terminal blocks - UCT-TM 8 CUS - 0829616



Marker for terminal blocks, can be ordered: by sheet, white, labeled according to customer specifications, mounting type: snap into tall marker groove, for terminal block width: 8.2 mm, lettering field size: 7.6 x 10.5 mm, Number of individual labels: 42

#### Zack marker strip - ZB 8,LGS:FORTL.ZAHLEN - 1052015



Zack marker strip, Strip, white, labeled, can be labeled with: CMS-P1-PLOTTER, printed horizontally: consecutive numbers 1 ... 10, 11 ... 20, etc. up to 91 ... 100, mounting type: snap into tall marker groove, for terminal block width: 8.2 mm, lettering field size: 10.5 x 8.15 mm, Number of individual labels: 10

#### Zack marker strip - ZB 8,QR:FORTL.ZAHLEN - 1052028



Zack marker strip, Strip, white, labeled, can be labeled with: CMS-P1-PLOTTER, Printed vertically: consecutive numbers 1 ... 10, 11 ... 20, etc. up to 91 ... 100, mounting type: snap into tall marker groove, for terminal block width: 8.2 mm, lettering field size: 10.5 x 8.15 mm, Number of individual labels: 10

## Test terminal strip - UTRE 6-2/B14 - 3069427

### Accessories

Marker for terminal blocks - ZB 8,LGS:L1-N,PE - 1052413



Marker for terminal blocks. Strip, white, labeled, can be labeled with: CMS-P1-PLOTTER, horizontal: L1, L2, L3, N, PE, L1, L2, L3, N, PE, mounting type: snap into tall marker groove, for terminal block width: 8.2 mm, lettering field size: 10.5 x 8.15 mm, Number of individual labels: 10

---

### Screwdriver tools

Screwdriver - SF-SL 0,8X4,0-100 - 1212551



Screwdriver, bladed (lasered), size: 0.8 x 4.0 x 100 mm, 2-component grip, with non-slip grip

---

Screwdriver - SF-SL 0,8X4,0-100 S-VDE - 1212588



Actuation tool, for ST terminal blocks, VDE insulated, with slimmer insulation integrated in the blade, also suitable for use as a bladed screwdriver, size: 0.8 x 4.0 x 100 mm, 2-component grip, with non-slip grip

---

### Terminal marking

Zack marker strip - ZB 8:UNBEDRUCKT - 1052002



Zack marker strip. Strip, white, unlabeled, can be labeled with: CMS-P1-PLOTTER, PLOTMARK, mounting type: snap into tall marker groove, for terminal block width: 8.2 mm, lettering field size: 10.5 x 8.15 mm, Number of individual labels: 10

---

Marker for terminal blocks - UC-TM 8 - 0818072



Marker for terminal blocks, Sheet, white, unlabeled, can be labeled with: BLUEMARK ID COLOR, BLUEMARK ID, BLUEMARK CLED, PLOTMARK, CMS-P1-PLOTTER, mounting type: snap into tall marker groove, for terminal block width: 8.2 mm, lettering field size: 7.6 x 10.5 mm, Number of individual labels: 56



## Test terminal strip - UTRE 6-2/B14 - 3069427

### Accessories

---

#### Marker for terminal blocks - UCT-TM 8 - 0828740



Marker for terminal blocks, Sheet, white, unlabeled, can be labeled with: TOPMARK NEO, TOPMARK LASER, BLUEMARK ID COLOR, BLUEMARK ID, BLUEMARK CLED, THERMOMARK PRIME, THERMOMARK CARD 2.0, THERMOMARK CARD, mounting type: snap into tall marker groove, for terminal block width: 8.2 mm, lettering field size: 7.6 x 10.5 mm, Number of individual labels: 42

---

#### Marker for terminal blocks - TMT (EX9,5)R - 0828295



Marker for terminal blocks, Roll, white, unlabeled, can be labeled with: THERMOMARK ROLL 2.0, THERMOMARK ROLL, THERMOMARK ROLL X1, THERMOMARK ROLLMASTER 300/600, THERMOMARK X1.2, mounting type: snap into universal marker groove, snap into tall marker groove, for terminal block width: 50000 mm, lettering field size: 9.5 x 50000 mm, Number of individual labels: 1

---

#### Marker for terminal blocks - US-TM 100 - 0829255



Marker for terminal blocks, Card, white, unlabeled, can be labeled with: BLUEMARK ID COLOR, BLUEMARK ID, THERMOMARK PRIME, THERMOMARK CARD 2.0, THERMOMARK CARD, mounting type: snap into universal marker groove, lettering field size: 104 x 9.8 mm, Number of individual labels: 13

---

### Test plug terminal block

#### Test plug - FTPR-2/B14 - 3069488



Test plug, with twist grip, VDE coded type B14, A detailed circuit diagram can be found under Miscellaneous Downloads, nom. voltage: 400 V AC/DC, nominal current: 24 A, number of positions: 14, width: 146.7 mm, color: gray

---

#### Test plug - FTP-2/B14 - 3069475



Test plug, VDE coded type B14, number of positions: 14, width: 146.7 mm, color: gray

---

## Test terminal strip - UTRE 6-2/B14 - 3069427

### Accessories

Test plug - FTP-2/1 SERVICE - 3069469



Test plug, number of positions: 1, width: 9 mm, color: red

---

### Test socket

Test adapter - PAI-4-N GY - 3032871



4 mm test adapter, for terminal blocks with 5.2 mm, 6.2 mm and 8.2 mm pitch

---

Test adapter - PAI-4-FIX BU - 3032729



Test adapter, for 4 mm test plug and terminal blocks with 8.2 mm pitch, color: blue

---

Test adapter - PAI-4-FIX OG - 3034455



4 mm test adapter, for terminal blocks with 8.2 mm pitch

---

Test adapter - PAI-4-FIX YE - 3032745



Test adapter, for 4 mm test plug and terminal blocks with 8.2 mm pitch, color: yellow

---

## Test terminal strip - UTRE 6-2/B14 - 3069427

### Accessories

Test adapter - PAI-4-FIX RD - 3032732



Test adapter, for 4 mm test plug and terminal blocks with 8.2 mm pitch, color: red

---

Test adapter - PAI-4-FIX GN - 3032758



Test adapter, for 4 mm test plug and terminal blocks with 8.2 mm pitch, color: green

---

Test adapter - PAI-4-FIX BK - 3032774



Test adapter, for 4 mm test plug and terminal blocks with 8.2 mm pitch, color: black

---

Test adapter - PAI-4-FIX GY - 3032790



Test adapter, for 4 mm test plug and terminal blocks with 8.2 mm pitch, color: gray

---

Test adapter - PAI-4-FIX VT - 3032761



Test adapter, for 4 mm test plug and terminal blocks with 4.2 mm ... 8.2 mm pitch, color: violet

---

## Test terminal strip - UTRE 6-2/B14 - 3069427

### Accessories

Test adapter - PAI-4-FIX BN - 3032787



Test adapter, for 4 mm test plug and terminal blocks with 8.2 mm pitch, color: brown

---

Test adapter - PAI-4-FIX WH - 3032797



4 mm test adapter, for terminal blocks with 8.2 mm pitch

---

Test adapter - PAIS-4-FIX GY - 3032791



Test adapter, for 4 mm test plug and terminal blocks with 5.2 mm, 6.2 mm, and 8.2 mm pitch, color: gray

---

Test adapter - PAIS-4-FIX BK - 3032792



Test adapter, for 4 mm test plug and terminal blocks with 5.2 mm, 6.2 mm, and 8.2 mm pitch, color: black

---

Test adapter - PAIS-4-FIX RD - 3032793



Test adapter, for 4 mm test plug and terminal blocks with 5.2 mm, 6.2 mm, and 8.2 mm pitch, color: red

---

## Test terminal strip - UTRE 6-2/B14 - 3069427

### Accessories

Test adapter - PAIS-4-FIX BU - 3032798



Test adapter, for 4 mm test plug and terminal blocks with 5.2 mm, 6.2 mm, and 8.2 mm pitch, color: blue

---

Test adapter - PAIS-4-FIX YE - 3032799



Test adapter, for 4 mm test plug and terminal blocks with 5.2 mm, 6.2 mm, and 8.2 mm pitch, color: yellow

---

Test adapter - PAIS-4-FIX GN - 3032801



Test adapter, for 4 mm test plug and terminal blocks with 5.2 mm, 6.2 mm, and 8.2 mm pitch, color: green

---

Test adapter - PAIS-4-FIX VT - 3032802



Test adapter, for 4 mm test plug and terminal blocks with 5.2 mm, 6.2 mm, and 8.2 mm pitch, color: violet

---