

## Connection terminal block - AKG 4 GN - 3062935


Please be informed that the data shown in this PDF Document is generated from our Online Catalog. Please find the complete data in the user's documentation. Our General Terms of Use for Downloads are valid (<http://phoenixcontact.com/download>)



Connection terminal block, connection method: Screw connection, load current: 41 A, cross section: 0.5 mm<sup>2</sup> - 6 mm<sup>2</sup>, width: 7 mm, color: green



### Key Commercial Data

Packing unit	1 pc
Minimum order quantity	50 pc
GTIN	 4 046356 558327
GTIN	4046356558327
Weight per Piece (excluding packing)	5.600 g
Custom tariff number	85369010
Country of origin	India

### Technical data

#### General

Color	green
Insulating material	PA
Nominal cross section	4 mm <sup>2</sup>
Flammability rating according to UL 94	V2
Maximum load current	41 A
Nominal current I <sub>N</sub>	41 A
Maximum load current	41 A (with 6 mm <sup>2</sup> conductor cross section)
Nominal voltage U <sub>N</sub>	300 V
Result of voltage-drop test	Test passed
Requirements, voltage drop	≤ 3.2 mV

# Connection terminal block - AKG 4 GN - 3062935

## Technical data

### General

Result of temperature-rise test	Test passed
Short circuit stability result	Test passed
Relative insulation material temperature index (Elec., UL 746 B)	125 °C
Temperature index of insulation material (DIN EN 60216-1 (VDE 0304-21))	125 °C
Behavior in fire for rail vehicles (DIN 5510-2)	Test passed
Oxygen index (DIN EN ISO 4589-2)	28,2%

### Dimensions

Length	23.7 mm
Width	7 mm

### Connection data

Conductor cross section solid min.	0.5 mm <sup>2</sup>
Conductor cross section solid max.	6 mm <sup>2</sup>
Conductor cross section flexible min.	0.5 mm <sup>2</sup>
Conductor cross section flexible max.	4 mm <sup>2</sup>
Conductor cross section AWG min.	20
Conductor cross section AWG max.	10
Conductor cross section flexible, with ferrule without plastic sleeve min.	0.5 mm <sup>2</sup>
Conductor cross section flexible, with ferrule without plastic sleeve max.	6 mm <sup>2</sup>
Conductor cross section flexible, with ferrule with plastic sleeve min.	0.5 mm <sup>2</sup>
Conductor cross section flexible, with ferrule with plastic sleeve max.	6 mm <sup>2</sup>
2 conductors with same cross section, solid min.	0.5 mm <sup>2</sup>
2 conductors with same cross section, solid max.	2.5 mm <sup>2</sup>
2 conductors with same cross section, stranded min.	0.5 mm <sup>2</sup>
2 conductors with same cross section, stranded max.	2.5 mm <sup>2</sup>
Two conductors with the same cross section stranded, with ferrule and without plastic sleeve, minimum	0.5 mm <sup>2</sup>
Two conductors with the same cross section stranded, with ferrule and without plastic sleeve, maximum	2.5 mm <sup>2</sup>
Two conductors with the same cross section, flexible, with TWIN ferrules, with plastic sleeve, minimum	0.5 mm <sup>2</sup>
Two conductors with the same cross section, flexible, with TWIN ferrules, with plastic sleeve, maximum	2.5 mm <sup>2</sup>
Connection method	Screw connection
Stripping length	16 mm
Screw thread	M4
Tightening torque, min	1.5 Nm
Tightening torque max	1.8 Nm

# Connection terminal block - AKG 4 GN - 3062935

## Technical data

### Standards and Regulations

Connection in acc. with standard	CUL
Flammability rating according to UL 94	V2

### Environmental Product Compliance

China RoHS	Environmentally friendly use period: unlimited = EFUP-e
	No hazardous substances above threshold values

## Classifications

### eCl@ss

eCl@ss 10.0.1	27141146
eCl@ss 4.0	27141100
eCl@ss 4.1	27141100
eCl@ss 5.0	27141100
eCl@ss 5.1	27141100
eCl@ss 6.0	27141100
eCl@ss 7.0	27141120
eCl@ss 8.0	27141120
eCl@ss 9.0	27141146

### ETIM

ETIM 3.0	EC000897
ETIM 4.0	EC000897
ETIM 5.0	EC000897
ETIM 6.0	EC000001
ETIM 7.0	EC000001

### UNSPSC

UNSPSC 6.01	30211811
UNSPSC 7.0901	39121410
UNSPSC 11	39121410
UNSPSC 12.01	39121410
UNSPSC 13.2	39121410
UNSPSC 18.0	39121426
UNSPSC 19.0	39121426
UNSPSC 20.0	39121426
UNSPSC 21.0	39121426

# Connection terminal block - AKG 4 GN - 3062935

## Approvals


### Approvals


#### Approvals


CSA / UL Recognized / cUL Recognized / EAC / EAC / cULus Recognized


#### Ex Approvals


### Approval details

CSA		<a href="http://www.csagroup.org/services-industries/product-listing/">http://www.csagroup.org/services-industries/product-listing/</a>	13631
Nominal current IN		20 A	
mm <sup>2</sup> /AWG/kcmil		22-12	

UL Recognized		<a href="http://database.ul.com/cgi-bin/XYV/template/LISEXT/1FRAME/index.htm">http://database.ul.com/cgi-bin/XYV/template/LISEXT/1FRAME/index.htm</a>	FILE E 60425
		B	C
Nominal current IN		20 A	20 A
mm <sup>2</sup> /AWG/kcmil		22-12	22-12

cUL Recognized		<a href="http://database.ul.com/cgi-bin/XYV/template/LISEXT/1FRAME/index.htm">http://database.ul.com/cgi-bin/XYV/template/LISEXT/1FRAME/index.htm</a>	FILE E 60425
		B	C
Nominal current IN		20 A	20 A
mm <sup>2</sup> /AWG/kcmil		22-12	22-12

EAC		EAC-Zulassung
-----	---	---------------

EAC		RU C- DE.BL08.B.00534
-----	---	--------------------------

## Connection terminal block - AKG 4 GN - 3062935

### Approvals

cULus Recognized



### Accessories

#### Accessories

##### Labeled terminal marker

Zack marker strip - ZB 5 CUS - 0824962



Zack marker strip, can be ordered: Strip, white, labeled according to customer specifications, mounting type: snap into tall marker groove, for terminal block width: 5.2 mm, lettering field size: 5.15 x 10.5 mm, Number of individual labels: 10

Zack marker strip - ZB 5,LGS:FORTL.ZAHLEN - 1050017



Zack marker strip, Strip, white, labeled, printed horizontally: consecutive numbers 1 ... 10, 11 ... 20, etc. up to 491 ... 500, mounting type: snap into tall marker groove, for terminal block width: 5.2 mm, lettering field size: 5.15 x 10.5 mm, Number of individual labels: 10

Zack marker strip - ZB 5,QR:FORTL.ZAHLEN - 1050020



Zack marker strip, white, Printed vertically: consecutive numbers 1 ... 10, 11 ... 20, etc. up to 491 ... 500, mounting type: snap into tall marker groove, for terminal block width: 5.2 mm, lettering field size: 5.15 x 10.5 mm

Zack marker strip - ZB 5,LGS:GLEICHE ZAHLEN - 1050033



Zack marker strip, Strip, white, labeled, can be labeled with: CMS-P1-PLOTTER, printed horizontally: Identical numbers 1 or 2, etc. up to 100, mounting type: snap into tall marker groove, for terminal block width: 5.2 mm, lettering field size: 5.15 x 10.5 mm, Number of individual labels: 10

## Connection terminal block - AKG 4 GN - 3062935

### Accessories

Zack marker strip - ZB 5,LGS:L1-N,PE - 1050415



Zack marker strip, Strip, white, labeled, horizontal: L1, L2, L3, N, PE, L1, L2, L3, N, PE, mounting type: snap into tall marker groove, for terminal block width: 5.2 mm, lettering field size: 5.15 x 10.5 mm, Number of individual labels: 10

Marker for terminal blocks - UC-TM 5 CUS - 0824581



Marker for terminal blocks, can be ordered: by sheet, white, labeled according to customer specifications, mounting type: snap into tall marker groove, for terminal block width: 5.2 mm, lettering field size: 10.5 x 4.6 mm, Number of individual labels: 96

Marker for terminal blocks - UCT-TM 5 CUS - 0829595



Marker for terminal blocks, can be ordered: by sheet, white, labeled according to customer specifications, mounting type: snap into tall marker groove, for terminal block width: 5.2 mm, lettering field size: 4.6 x 10.5 mm, Number of individual labels: 72

### Neutral conductor rail

Neutral busbar - NLS-CU 3/10 SN 1000MM - 0402174



Neutral busbar, width: 10 mm, height: 3 mm, DIN VDE 0611-4: 1991-02, material: Copper, tin-plated, length: 1000 mm, color: silver

### Screwdriver tools

Screwdriver - SF-SL 0,8X4,0-100 S-VDE - 1212588



Actuation tool, for ST terminal blocks, VDE insulated, with slimmer insulation integrated in the blade, also suitable for use as a bladed screwdriver, size: 0.8 x 4.0 x 100 mm, 2-component grip, with non-slip grip

# Connection terminal block - AKG 4 GN - 3062935

## Accessories

---

### Support

Support bracket - AB/SS - 0404428



Support bracket made from insulation material, with retaining screw, can be used with either 3 x 10 mm or 6 x 6 mm busbar, color: gray

---

Support bracket - ABN 2/SS - 0404460



Double support bracket, insulating material, optionally for use with 3 x 10 mm or 6 x 6 mm busbar, height in closed state: 39 mm

---

Support bracket - UAB 1 - 3032431



Support bracket, number of positions: 1, width: 2 mm, color: gray

---

Support bracket - AB2/SS - 0404431



Double support bracket, insulating material, optionally for use with 3 mm x 10 mm or 6 mm x 6 mm busbar, height: 48 mm

---

### Terminal marking

## Connection terminal block - AKG 4 GN - 3062935

### Accessories

#### Zack marker strip - ZB 5 :UNBEDRUCKT - 1050004



Zack marker strip, Strip, white, unlabeled, can be labeled with: PLOTMARK, CMS-P1-PLOTTER, mounting type: snap into tall marker groove, for terminal block width: 5.2 mm, lettering field size: 5.1 x 10.5 mm, Number of individual labels: 10

---

#### Marker for terminal blocks - UC-TM 5 - 0818108



Marker for terminal blocks, Sheet, white, unlabeled, can be labeled with: BLUEMARK ID COLOR, BLUEMARK ID, BLUEMARK CLED, PLOTMARK, CMS-P1-PLOTTER, mounting type: snap into tall marker groove, for terminal block width: 5.2 mm, lettering field size: 10.5 x 4.6 mm, Number of individual labels: 96

---

#### Marker for terminal blocks - UCT-TM 5 - 0828734



Marker for terminal blocks, Sheet, white, unlabeled, can be labeled with: TOPMARK NEO, TOPMARK LASER, BLUEMARK ID COLOR, BLUEMARK ID, BLUEMARK CLED, THERMOMARK PRIME, THERMOMARK CARD 2.0, THERMOMARK CARD, mounting type: snap into tall marker groove, for terminal block width: 5.2 mm, lettering field size: 4.6 x 10.5 mm, Number of individual labels: 72