

Plug - PP-H 6/ 1-R BU - 3061732

Please be informed that the data shown in this PDF Document is generated from our Online Catalog. Please find the complete data in the user's documentation. Our General Terms of Use for Downloads are valid (<http://phoenixcontact.com/download>)



Plug, for self-assembly, nom. voltage: 1000 V, nominal current: 41 A, connection method: Push-in connection, number of connections: 1, number of positions: 1, cross section: 0.5 mm² - 10 mm², AWG: 20 - 8, width: 8.2 mm, height: 49.3 mm, color: blue

Your advantages

- Large-surface labeling option
- The Push-in technology COMBI plugs for self-assembly provide solutions that users can implement themselves
- Tested for railway applications

RoHS

COMPLETE RoHS

Key Commercial Data

Packing unit	1 pc
Minimum order quantity	50 pc
GTIN	 4 046356 650366
GTIN	4046356650366
Weight per Piece (excluding packing)	8.400 g
Custom tariff number	85366990
Country of origin	Poland

Technical data

General

Number of positions	1
Number of levels	1
Number of connections	1
Potentials	1
Nominal cross section	6 mm ²
Color	blue

Plug - PP-H 6/ 1-R BU - 3061732

Technical data

General

Insulating material	PA
Flammability rating according to UL 94	V0
Area of application	Railway industry
	Machine building
	Plant engineering
Assembly instructions	Use of a parallel pressing tool is recommended for easy latching of the COMBI connector and coupling elements for self-assembly
Maximum load current	41 A (6)
Rated surge voltage	8 kV
Degree of pollution	3
Overvoltage category	III
Insulating material group	I
Maximum power dissipation for nominal condition	1.31 W
Maximum load current	41 A (with 6 mm ² conductor cross section)
Nominal current I _N	41 A
Nominal voltage U _N	1000 V
Open side panel	No
Relative insulation material temperature index (Elec., UL 746 B)	130 °C
Temperature index of insulation material (DIN EN 60216-1 (VDE 0304-21))	130 °C
Static insulating material application in cold	-60 °C
Surface flammability NFPA 130 (ASTM E 162)	passed
Specific optical density of smoke NFPA 130 (ASTM E 662)	passed
Calorimetric heat release NFPA 130 (ASTM E 1354)	28 MJ/kg
Smoke gas toxicity NFPA 130 (SMP 800C)	passed
Fire protection for rail vehicles (DIN EN 45545-2) R22	HL 1 - HL 3
Fire protection for rail vehicles (DIN EN 45545-2) R23	HL 1 - HL 3
Fire protection for rail vehicles (DIN EN 45545-2) R24	HL 1 - HL 3
Fire protection for rail vehicles (DIN EN 45545-2) R26	HL 1 - HL 3

Dimensions

Width	8.2 mm
Length	21 mm
Height	49.3 mm
	31.2 mm
Pitch	8.2 mm

Connection data

Connection	1 level
Connection method	Push-in connection

Plug - PP-H 6/ 1-R BU - 3061732

Technical data

Connection data

Stripping length	12 mm
Connection in acc. with standard	IEC 61984
Conductor cross section solid min.	0.5 mm ²
Conductor cross section solid max.	10 mm ²
Conductor cross section AWG min.	20
Conductor cross section AWG max.	8
Conductor cross section flexible min.	0.5 mm ²
Conductor cross section flexible max.	6 mm ²
Min. AWG conductor cross section, flexible	20
Max. AWG conductor cross section, flexible	10
Conductor cross section flexible, with ferrule without plastic sleeve min.	0.5 mm ²
Conductor cross section flexible, with ferrule without plastic sleeve max.	6 mm ²
Conductor cross section flexible, with ferrule with plastic sleeve min.	0.5 mm ²
Conductor cross section flexible, with ferrule with plastic sleeve max.	6 mm ²
Two conductors with the same cross section, flexible, with TWIN ferrules, with plastic sleeve, minimum	0.5 mm ²
Two conductors with the same cross section, flexible, with TWIN ferrules, with plastic sleeve, maximum	1.5 mm ²
Connection cross sections directly pluggable	1 mm ² 10 mm ²
Conductor cross section solid min.	1 mm ²
Conductor cross section solid max.	10 mm ²
Conductor cross section flexible, with ferrule without plastic sleeve min.	1 mm ²
Conductor cross section flexible, with ferrule without plastic sleeve max.	6 mm ²
Conductor cross section flexible, with ferrule with plastic sleeve min.	1 mm ²
Conductor cross section flexible, with ferrule with plastic sleeve max.	6 mm ²
Internal cylindrical gage	A5

Standards and Regulations

Connection in acc. with standard	CSA
	IEC 61984
Flammability rating according to UL 94	V0

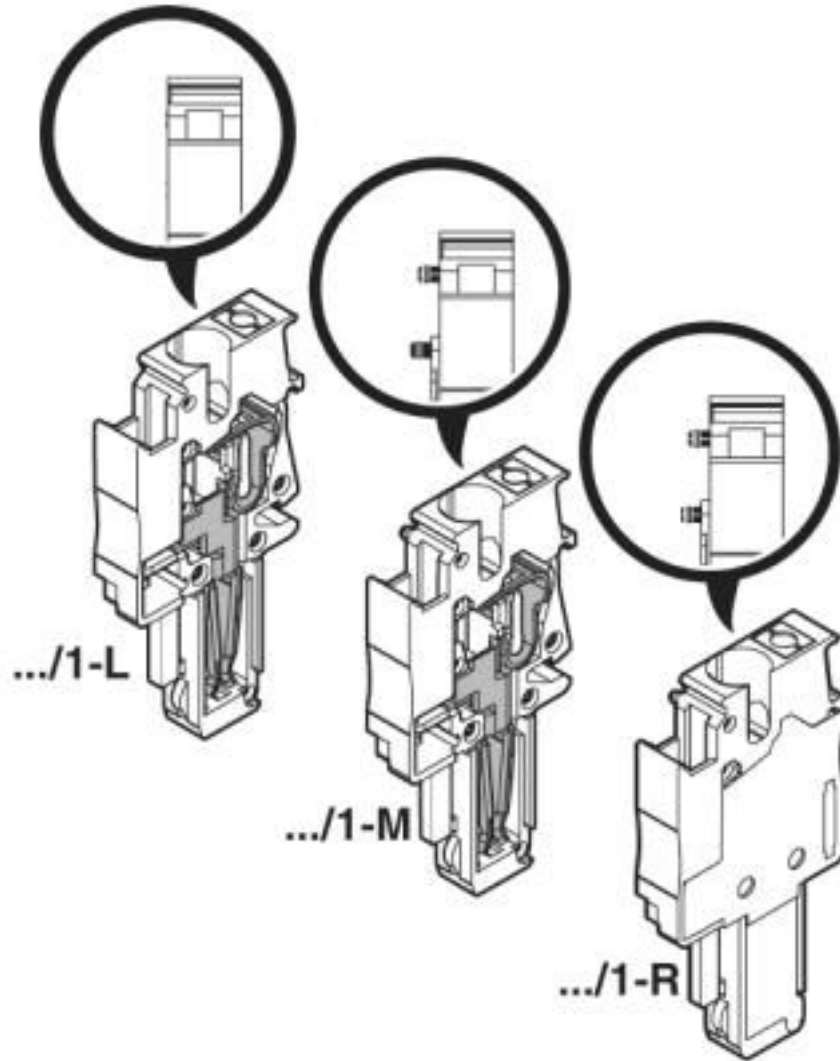
Environmental Product Compliance

China RoHS	Environmentally friendly use period: unlimited = EFUP-e
	No hazardous substances above threshold values

Drawings

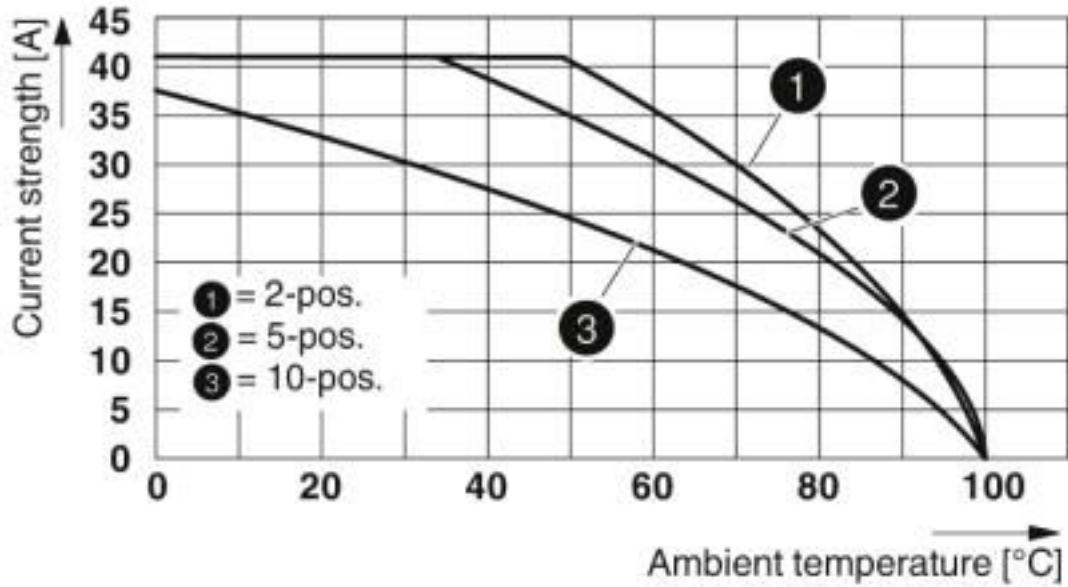
Plug - PP-H 6/ 1-R BU - 3061732

Schematic diagram



Plug - PP-H 6/ 1-R BU - 3061732

Diagram



Circuit diagram



Classifications

eCl@ss

eCl@ss 10.0.1	27141151
eCl@ss 4.0	27260700
eCl@ss 4.1	27260700
eCl@ss 5.0	27260700
eCl@ss 5.1	27260700
eCl@ss 6.0	27141100
eCl@ss 7.0	27141151
eCl@ss 8.0	27141151
eCl@ss 9.0	27141151

ETIM

ETIM 3.0	EC000897
ETIM 4.0	EC002021
ETIM 5.0	EC002021

Plug - PP-H 6/ 1-R BU - 3061732

Classifications

ETIM

ETIM 6.0	EC002021
ETIM 7.0	EC002021

UNSPSC

UNSPSC 6.01	30211802
UNSPSC 7.0901	39121402
UNSPSC 11	39121402
UNSPSC 12.01	39121402
UNSPSC 13.2	39121402
UNSPSC 18.0	39121402
UNSPSC 19.0	39121402
UNSPSC 20.0	39121402
UNSPSC 21.0	39121402

Approvals


Approvals

Approvals

CSA / UL Recognized / cUL Recognized / IECCE CB Scheme / VDE Gutachten mit Fertigungsüberwachung / EAC / EAC / cULus Recognized

Ex Approvals

Approval details

CSA		http://www.csagroup.org/services-industries/product-listing/	13631
	B	C	D
Nominal voltage UN	600 V	600 V	600 V
Nominal current IN	40 A	40 A	40 A
mm ² /AWG/kcmil	20-8	20-8	20-8

Plug - PP-H 6/ 1-R BU - 3061732

Approvals

UL Recognized		http://database.ul.com/cgi-bin/XYV/template/LISEXT/1FRAME/index.htm	FILE E 60425
	B	C	
Nominal voltage UN	600 V	600 V	
Nominal current IN	40 A	40 A	
mm ² /AWG/kcmil	20-8	20-8	

cUL Recognized		http://database.ul.com/cgi-bin/XYV/template/LISEXT/1FRAME/index.htm	FILE E 60425
	B	C	
Nominal voltage UN	600 V	600 V	
Nominal current IN	40 A	40 A	
mm ² /AWG/kcmil	20-8	20-8	

IECEE CB Scheme		http://www.iecee.org/	DE1-56601/B2
Nominal voltage UN	1000 V		

VDE Gutachten mit Fertigungsüberwachung		http://www2.vde.com/de/Institut/Online-Service/VDE-gepruefteProdukte/Seiten/Online-Suche.aspx	40043445
Nominal voltage UN	1000 V		

EAC		RU C-DE.A*30.B.01742
-----	--	----------------------

EAC		RU C-DE.BL08.B.00511
-----	--	----------------------

Plug - PP-H 6/ 1-R BU - 3061732

Approvals

cULus Recognized



Accessories

Accessories

Cable housing

Cable housing - PH 6/2 - 3000680



Cable housing, pitch: 16.4 mm, length: 21 mm, width: 16.4 mm, height: 52.3 mm, number of positions: 2, color: gray

Cable housing - PH 6/3 - 3000681



Cable housing, pitch: 24.6 mm, length: 21 mm, width: 24.6 mm, height: 52.3 mm, number of positions: 3, color: gray

Cable housing - PH 6/4 - 3000682



Cable housing, pitch: 32.8 mm, length: 21 mm, width: 32.8 mm, height: 52.3 mm, number of positions: 4, color: gray

Cable housing - PH 6/5 - 3000683

Cable housing, pitch: 41 mm, length: 21 mm, width: 41 mm, height: 52.3 mm, number of positions: 5, color: gray

Plug - PP-H 6/ 1-R BU - 3061732

Accessories

Cable housing - PH 6/6 - 3000684



Cable housing, pitch: 49.2 mm, length: 21 mm, width: 49.2 mm, height: 52.3 mm, number of positions: 6, color: gray

Cable housing - PH 6/7 - 3000685



Cable housing, pitch: 57.4 mm, length: 21 mm, width: 57.4 mm, height: 52.3 mm, number of positions: 7, color: gray

Insulating sleeve

Insulating sleeve - MPS-IH WH - 0201663

Insulating sleeve, color: white



Insulating sleeve - MPS-IH RD - 0201676

Insulating sleeve, color: red



Insulating sleeve - MPS-IH BU - 0201689

Insulating sleeve, color: blue



Plug - PP-H 6/ 1-R BU - 3061732

Accessories

Insulating sleeve - MPS-IH YE - 0201692

Insulating sleeve, color: yellow



Insulating sleeve - MPS-IH GN - 0201702

Insulating sleeve, color: green



Insulating sleeve - MPS-IH GY - 0201728

Insulating sleeve, color: gray



Insulating sleeve - MPS-IH BK - 0201731

Insulating sleeve, color: black



Labeled terminal marker

Zack Marker strip, flat - ZBF 8 CUS - 0825030



Zack Marker strip, flat, can be ordered: Strip, white, labeled according to customer specifications, mounting type: snap into flat marker groove, for terminal block width: 8 mm, lettering field size: 5.15 x 8.15 mm, Number of individual labels: 10

Plug - PP-H 6/ 1-R BU - 3061732

Accessories

Zack Marker strip, flat - ZBF 8,LGS:FORTL.ZAHLEN - 0808804



Zack Marker strip, flat, Strip, white, labeled, printed horizontally: consecutive numbers 1 ... 10, 11 ... 20, etc. up to 101 ... 110, mounting type: snap into flat marker groove, for terminal block width: 8 mm, lettering field size: 5.15 x 8.15 mm, Number of individual labels: 10

Marker for terminal blocks - UC-TMF 8 CUS - 0824654



Marker for terminal blocks, can be ordered: by sheet, white, labeled according to customer specifications, mounting type: snap into flat marker groove, for terminal block width: 8.2 mm, lettering field size: 7.6 x 5.1 mm, Number of individual labels: 56

Marker for terminal blocks - UCT-TMF 8 CUS - 0829672



Marker for terminal blocks, can be ordered: by sheet, white, labeled according to customer specifications, mounting type: snap into flat marker groove, for terminal block width: 8.2 mm, lettering field size: 7.4 x 4.7 mm, Number of individual labels: 42

Mounting material

Latching - PRZ - 3040614



Latching, length: 63.6 mm, width: 9.7 mm, number of positions: 2, color: orange

Latching - PR - 3040559



Latching, length: 29.8 mm, width: 4.4 mm, number of positions: 1, color: orange

Plug - PP-H 6/ 1-R BU - 3061732

Accessories

Latching - PR/2 - 3040630



Latching, length: 29.8 mm, width: 10 mm, number of positions: 2, color: orange

Latching - PRT/2 - 3040631



Latching, can only be released using a screwdriver, length: 23.2 mm, width: 9 mm, number of positions: 2, color: orange

Bend protection sleeve - CPH 9-15 - 3000768



Bend protection sleeve, for cable diameter of 9 mm ... 15 mm, diameter: 12 mm, color: black

Screwdriver tools

Screwdriver - SZF 2-0,8X4,0 - 1204520



Actuation tool, for ST terminal blocks, also suitable for use as a bladed screwdriver, size: 0.8 x 4.0 x 100 mm, 2-component grip, with non-slip grip

Shield connection

Shield connection clamp - PSH 3- 6 - 3040591



Shield connection clamp, color: black

Plug - PP-H 6/ 1-R BU - 3061732

Accessories

Shield connection clamp - PSH 5-10 - 3040601



Shield connection clamp, color: black

Shield connection - HSH-METALL-6/8 - 3000770



Shield connection, material: Metal, Suitable for PH 4/ and PH 6/ cable housings (itches: 6 mm and 8 mm), color: silver/black

Strain relief

Strain relief - PZ/2 - 3040627



Strain relief, length: 48.7 mm, width: 9.3 mm, number of positions: 2, color: black

Cable clamp - HSR 6/8 - 3000769



Cable clamp, color: silver

Terminal marking

Plug - PP-H 6/ 1-R BU - 3061732

Accessories

Zack Marker strip, flat - ZBF 8:UNBEDRUCKT - 0808781



Zack Marker strip, flat, Strip, white, unlabeled, can be labeled with: PLOTMARK, CMS-P1-PLOTTER, mounting type: snap into flat marker groove, for terminal block width: 8 mm, lettering field size: 5.15 x 8.15 mm, Number of individual labels: 10

Marker for terminal blocks - UC-TMF 8 - 0818137



Marker for terminal blocks, Sheet, white, unlabeled, can be labeled with: BLUEMARK ID COLOR, BLUEMARK ID, BLUEMARK CLED, PLOTMARK, CMS-P1-PLOTTER, mounting type: snap into flat marker groove, for terminal block width: 8.2 mm, lettering field size: 7.6 x 5.1 mm, Number of individual labels: 56

Marker for terminal blocks - UCT-TMF 8 - 0828748



Marker for terminal blocks, Sheet, white, unlabeled, can be labeled with: TOPMARK NEO, TOPMARK LASER, BLUEMARK ID COLOR, BLUEMARK ID, BLUEMARK CLED, THERMOMARK PRIME, THERMOMARK CARD 2.0, THERMOMARK CARD, mounting type: snap into flat marker groove, for terminal block width: 8.2 mm, lettering field size: 7.4 x 4.7 mm, Number of individual labels: 42

Test plug terminal block

Test plugs - MPS-MT - 0201744



Test plugs, with solder connection up to 1 mm² conductor cross section, color: gray