

## Plug - UP 4/ 4 - 3060144

Please be informed that the data shown in this PDF Document is generated from our Online Catalog. Please find the complete data in the user's documentation. Our General Terms of Use for Downloads are valid (<http://phoenixcontact.com/download>)




Plug, number of positions: 4, connection method: Screw connection, cross section: 0.2 mm<sup>2</sup>- 6 mm<sup>2</sup>, AWG: 24 - 10, nominal current: 32 A, nom. voltage: 800 V, width: 24.8 mm, color: gray

### Your advantages

- ✓ Screw actuation from the side
- ✓ Conductor connection from above
- ✓ The plug design enables space-saving potential distribution by using four-conductor terminal blocks with two slots



### Key Commercial Data

Packing unit	1 pc
GTIN	 4 046356 090315
GTIN	4046356090315
Weight per Piece (excluding packing)	19.740 g
Custom tariff number	85366990
Country of origin	China

### Technical data

#### General

Number of positions	4
Potentials	1
Nominal cross section	4 mm <sup>2</sup>
Color	gray
Insulating material	PA
Flammability rating according to UL 94	V0
Rated surge voltage	8 kV

# Plug - UP 4/ 4 - 3060144

## Technical data

### General

Degree of pollution	3
Overvoltage category	III
Insulating material group	I
Maximum power dissipation for nominal condition	1.02 W
Maximum load current	32 A (with 6 mm <sup>2</sup> conductor cross section)
Nominal current I <sub>N</sub>	32 A
Nominal voltage U <sub>N</sub>	800 V
Relative insulation material temperature index (Elec., UL 746 B)	130 °C
Temperature index of insulation material (DIN EN 60216-1 (VDE 0304-21))	125 °C
Static insulating material application in cold	-60 °C
Surface flammability NFPA 130 (ASTM E 162)	passed
Specific optical density of smoke NFPA 130 (ASTM E 662)	passed
Calorimetric heat release NFPA 130 (ASTM E 1354)	27,5 MJ/kg
Smoke gas toxicity NFPA 130 (SMP 800C)	passed
Fire protection for rail vehicles (DIN EN 45545-2) R22	HL 1 - HL 3
Fire protection for rail vehicles (DIN EN 45545-2) R23	HL 1 - HL 3
Fire protection for rail vehicles (DIN EN 45545-2) R24	HL 1 - HL 3
Fire protection for rail vehicles (DIN EN 45545-2) R26	HL 1 - HL 3

### Dimensions

Width	24.8 mm
Length	21 mm
Height	41.2 mm
	24.8 mm
Pitch	6.2 mm

### Connection data

Connection method	Screw connection
Screw thread	M3
Stripping length	9 mm
Tightening torque, min	0.6 Nm
Tightening torque max	0.8 Nm
Connection in acc. with standard	IEC 61984
Conductor cross section solid min.	0.2 mm <sup>2</sup>
Conductor cross section solid max.	6 mm <sup>2</sup>
Conductor cross section AWG min.	24
Conductor cross section AWG max.	10
Conductor cross section flexible min.	0.2 mm <sup>2</sup>

## Plug - UP 4/ 4 - 3060144

### Technical data

#### Connection data

Conductor cross section flexible max.	6 mm <sup>2</sup>
Min. AWG conductor cross section, flexible	24
Max. AWG conductor cross section, flexible	10
Conductor cross section flexible, with ferrule without plastic sleeve min.	0.25 mm <sup>2</sup>
Conductor cross section flexible, with ferrule without plastic sleeve max.	4 mm <sup>2</sup>
Conductor cross section flexible, with ferrule with plastic sleeve min.	0.25 mm <sup>2</sup>
Conductor cross section flexible, with ferrule with plastic sleeve max.	4 mm <sup>2</sup>
2 conductors with same cross section, solid min.	0.2 mm <sup>2</sup>
2 conductors with same cross section, solid max.	1.5 mm <sup>2</sup>
2 conductors with same cross section, stranded min.	0.2 mm <sup>2</sup>
2 conductors with same cross section, stranded max.	1.5 mm <sup>2</sup>
Two conductors with the same cross section, flexible, with TWIN ferrules, with plastic sleeve, minimum	0.5 mm <sup>2</sup>
Two conductors with the same cross section, flexible, with TWIN ferrules, with plastic sleeve, maximum	1.5 mm <sup>2</sup>
Two conductors with the same cross section stranded, with ferrule and without plastic sleeve, minimum	0.25 mm <sup>2</sup>
Two conductors with the same cross section stranded, with ferrule and without plastic sleeve, maximum	1.5 mm <sup>2</sup>
Internal cylindrical gage	A4

#### Standards and Regulations

Connection in acc. with standard	CUL
	IEC 61984
Flammability rating according to UL 94	V0

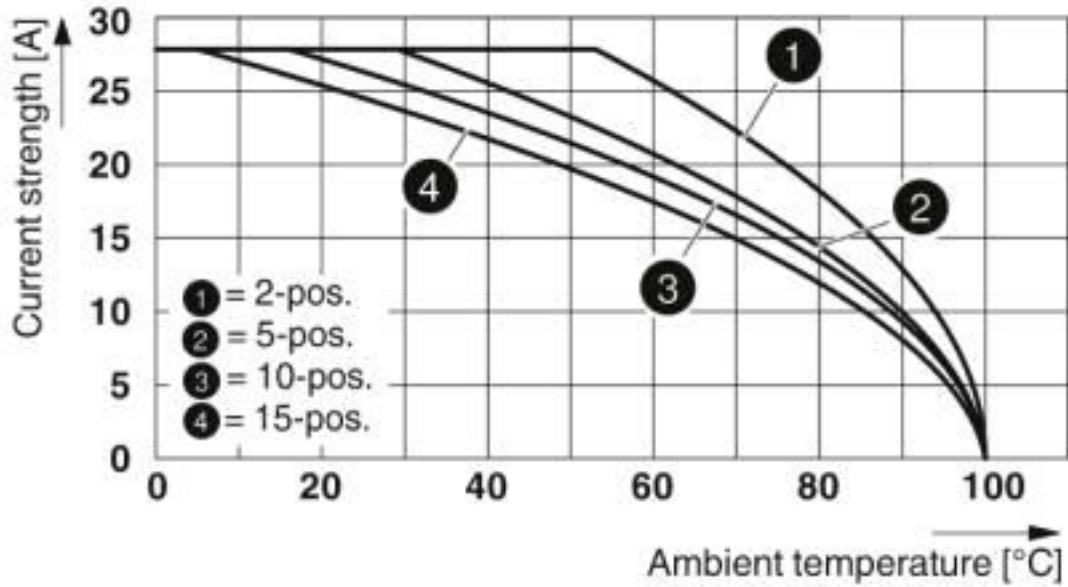
#### Environmental Product Compliance

REACH SVHC	Lead 7439-92-1
China RoHS	Environmentally Friendly Use Period = 50 years
	For details about hazardous substances go to tab "Downloads", Category "Manufacturer's declaration"

### Drawings

# Plug - UP 4/ 4 - 3060144

Diagram



Circuit diagram



## Classifications

eCl@ss

eCl@ss 10.0.1	27141151
eCl@ss 4.0	27260700
eCl@ss 4.1	27260700
eCl@ss 5.0	27260700
eCl@ss 5.1	27260700
eCl@ss 6.0	27141100
eCl@ss 7.0	27141151
eCl@ss 8.0	27141151
eCl@ss 9.0	27141151

ETIM

ETIM 2.0	EC000897
ETIM 3.0	EC000897
ETIM 4.0	EC002021

# Plug - UP 4/ 4 - 3060144

## Classifications

### ETIM

ETIM 5.0	EC002021
ETIM 6.0	EC002021
ETIM 7.0	EC002021

### UNSPSC

UNSPSC 6.01	30211802
UNSPSC 7.0901	39121402
UNSPSC 11	39121402
UNSPSC 12.01	39121402
UNSPSC 13.2	39121402
UNSPSC 18.0	39121402
UNSPSC 19.0	39121402
UNSPSC 20.0	39121402
UNSPSC 21.0	39121402

## Approvals


### Approvals

#### Approvals

CSA / UL Recognized / KEMA-KEUR / cUL Recognized / IECCE CB Scheme / EAC / EAC / cULus Recognized


#### Ex Approvals


### Approval details


CSA		<a href="http://www.csagroup.org/services-industries/product-listing/">http://www.csagroup.org/services-industries/product-listing/</a>	13631
	B	C	
Nominal voltage UN	600 V	600 V	
Nominal current IN	30 A	30 A	
mm <sup>2</sup> /AWG/kcmil	26-10	26-10	


# Plug - UP 4/ 4 - 3060144


## Approvals


UL Recognized		<a href="http://database.ul.com/cgi-bin/XYV/template/LISEXT/1FRAME/index.htm">http://database.ul.com/cgi-bin/XYV/template/LISEXT/1FRAME/index.htm</a>	FILE E 60425
	B	C	
Nominal voltage UN	600 V	600 V	
Nominal current IN	30 A	30 A	
mm <sup>2</sup> /AWG/kcmil	26-10	26-10	

KEMA-KEUR		<a href="http://www.dekra-certification.com">http://www.dekra-certification.com</a>	2175778.01
Nominal voltage UN	800 V		
Nominal current IN	32 A		

cUL Recognized		<a href="http://database.ul.com/cgi-bin/XYV/template/LISEXT/1FRAME/index.htm">http://database.ul.com/cgi-bin/XYV/template/LISEXT/1FRAME/index.htm</a>	FILE E 60425
	B	C	
Nominal voltage UN	600 V	600 V	
Nominal current IN	30 A	30 A	
mm <sup>2</sup> /AWG/kcmil	26-10	26-10	

IECEE CB Scheme		<a href="http://www.iecee.org/">http://www.iecee.org/</a>	NL-34722
Nominal voltage UN	800 V		
Nominal current IN	32 A		

EAC		RU C- DE.A*30.B.01742
-----	---	--------------------------

EAC		RU C- DE.BL08.B.00511
-----	---	--------------------------

# Plug - UP 4/ 4 - 3060144

## Approvals

cULus Recognized



## Accessories

### Accessories

#### End cover

Flange cover - DF-UP 4 - 3060348



Flange cover, snap onto the UP 4/... plugs, length: 47 mm, width: 4.5 mm, height: 24.7 mm, color: gray

#### Insulating sleeve

Insulating sleeve - MPS-IH WH - 0201663

Insulating sleeve, color: white



Insulating sleeve - MPS-IH RD - 0201676

Insulating sleeve, color: red



Insulating sleeve - MPS-IH BU - 0201689

Insulating sleeve, color: blue



## Plug - UP 4/ 4 - 3060144

### Accessories

Insulating sleeve - MPS-IH YE - 0201692

Insulating sleeve, color: yellow



Insulating sleeve - MPS-IH GN - 0201702

Insulating sleeve, color: green



Insulating sleeve - MPS-IH GY - 0201728

Insulating sleeve, color: gray



Insulating sleeve - MPS-IH BK - 0201731

Insulating sleeve, color: black



### Labeled terminal marker

Zack Marker strip, flat - ZBF 6 CUS - 0825027



Zack Marker strip, flat, Strip, can be ordered: Strip, white, labeled according to customer specifications, mounting type: snap into flat marker groove, for terminal block width: 6.2 mm, lettering field size: 5.15 x 6.15 mm, Number of individual labels: 10

---



## Plug - UP 4/ 4 - 3060144

### Accessories

#### Marker for terminal blocks - UC-TMF 6 CUS - 0824646



Marker for terminal blocks, can be ordered: by sheet, white, labeled according to customer specifications, mounting type: snap into flat marker groove, for terminal block width: 6.2 mm, lettering field size: 5.6 x 5.1 mm, Number of individual labels: 80

---

#### Marker for terminal blocks - UCT-TMF 6 CUS - 0829665



Marker for terminal blocks, can be ordered: by sheet, white, labeled according to customer specifications, mounting type: snap into flat marker groove, for terminal block width: 6.2 mm, lettering field size: 5.4 x 4.7 mm, Number of individual labels: 60

---

#### Zack Marker strip, flat - ZBF 6,LGS:FORTL.ZAHLEN - 0808749



Zack Marker strip, flat, Strip, white, labeled, printed horizontally: consecutive numbers 1 ... 10, 11 ... 20, etc. up to 91 ... 100, mounting type: snap into flat marker groove, for terminal block width: 6.2 mm, lettering field size: 5.15 x 6.15 mm, Number of individual labels: 10

---

#### Zack Marker strip, flat - ZBF 6,QR:FORTL.ZAHLEN - 0808765



Zack Marker strip, flat, Strip, white, labeled, Printed vertically: consecutive numbers 1 ... 10, 11 ... 20, etc. up to 91 ... 100, mounting type: snap into flat marker groove, for terminal block width: 6.2 mm, lettering field size: 5.15 x 6.15 mm, Number of individual labels: 10

---

#### Zack Marker strip, flat - ZBF 6,LGS:GERADE ZAHLEN - 0810834



Zack Marker strip, flat, Strip, white, labeled, printed horizontally: consecutive numbers 2 ... 20, 22 ... 40, etc. up to 82 ... 100, mounting type: snap into flat marker groove, for terminal block width: 6.2 mm, lettering field size: 5.15 x 6.15 mm, Number of individual labels: 10

## Plug - UP 4/ 4 - 3060144

### Accessories

Zack Marker strip, flat - ZBF 6,LGS:UNGERADE ZAHLEN - 0810876



Zack Marker strip, flat, Strip, white, labeled, printed horizontally: Odd numbers 1 - 19, 21 - 39, etc. up to 81 - 99, mounting type: snap into flat marker groove, for terminal block width: 6.2 mm, lettering field size: 5.15 x 6.15 mm, Number of individual labels: 10

---

### Mounting material

Latching - PRZ - 3040614



Latching, length: 63.6 mm, width: 9.7 mm, number of positions: 2, color: orange

---

Latching - PR - 3040559



Latching, length: 29.8 mm, width: 4.4 mm, number of positions: 1, color: orange

---

Latching - PR/2 - 3040630



Latching, length: 29.8 mm, width: 10 mm, number of positions: 2, color: orange

---

Latching - PRT/2 - 3040631



Latching, can only be released using a screwdriver, length: 23.2 mm, width: 9 mm, number of positions: 2, color: orange

## Plug - UP 4/ 4 - 3060144

### Accessories

#### Screwdriver tools

Screwdriver - SZS 0,6X3,5 - 1205053



Actuation tool, for ST terminal blocks, insulated, also suitable for use as a bladed screwdriver, size: 0.6 x 3.5 x 100 mm, 2-component grip, with non-slip grip

---

#### Shield connection

Shield connection clamp - PSH 3- 6 - 3040591



Shield connection clamp, color: black

---

Shield connection clamp - PSH 5-10 - 3040601



Shield connection clamp, color: black

---

#### Strain relief

Strain relief - PZ/2 - 3040627



Strain relief, length: 48.7 mm, width: 9.3 mm, number of positions: 2, color: black

---

#### Terminal marking

## Plug - UP 4/ 4 - 3060144

### Accessories

#### Zack Marker strip, flat - ZBF 6:UNBEDRUCKT - 0808710



Zack Marker strip, flat, Strip, white, unlabeled, can be labeled with: PLOTMARK, CMS-P1-PLOTTER, mounting type: snap into flat marker groove, for terminal block width: 6.2 mm, lettering field size: 5.15 x 6.15 mm, Number of individual labels: 10

---

#### Marker for terminal blocks - UC-TMF 6 - 0818140



Marker for terminal blocks, Sheet, white, unlabeled, can be labeled with: BLUEMARK ID COLOR, BLUEMARK ID, BLUEMARK CLED, PLOTMARK, CMS-P1-PLOTTER, mounting type: snap into flat marker groove, for terminal block width: 6.2 mm, lettering field size: 5.6 x 5.1 mm, Number of individual labels: 80

---

#### Marker for terminal blocks - UCT-TMF 6 - 0828746



Marker for terminal blocks, Sheet, white, unlabeled, can be labeled with: TOPMARK NEO, TOPMARK LASER, BLUEMARK ID COLOR, BLUEMARK ID, BLUEMARK CLED, THERMOMARK PRIME, THERMOMARK CARD 2.0, THERMOMARK CARD, mounting type: snap into flat marker groove, for terminal block width: 6.2 mm, lettering field size: 5.4 x 4.7 mm, Number of individual labels: 60

---

#### Test plug terminal block

#### Test plugs - MPS-MT - 0201744



Test plugs, with solder connection up to 1 mm<sup>2</sup> conductor cross section, color: gray