

Feed-through terminal block - UT 16 - 3044199

Please be informed that the data shown in this PDF Document is generated from our Online Catalog. Please find the complete data in the user's documentation. Our General Terms of Use for Downloads are valid (<http://phoenixcontact.com/download>)



Feed-through terminal block, nom. voltage: 1000 V, nominal current: 76 A, connection method: Screw connection, number of connections: 2, cross section: 1.5 mm² - 25 mm², AWG: 16 - 4, width: 12.2 mm, height: 54.4 mm, color: gray, mounting type: NS 35/7,5, NS 35/15


Your advantages

- ✓ The reducing bridges can be used to connect terminal blocks with different connection technologies, e.g., UT 35 screw terminal block with Push-in technology 2,5 Push-in terminal blocks, to form power blocks
- ✓ The flexible options for reducing bridging in the CLIPLINE complete system can be found in "Accessories for the CLIPLINE complete modular terminal block system"
- ✓ Easy and time-saving potential supply and distribution of large currents and cross sections up to 35 mm² with reducing bridges
- ✓ Tested for railway applications

RoHS



Key Commercial Data

Packing unit	1 pc
Minimum order quantity	50 pc
GTIN	 4 017918 977535
GTIN	4017918977535
Weight per Piece (excluding packing)	30.000 g
Custom tariff number	85369010
Country of origin	Turkey

Technical data

General

Number of levels	1
Number of connections	2
Potentials	1
Nominal cross section	16 mm ²

Feed-through terminal block - UT 16 - 3044199

Technical data

General

Color	gray
Insulating material	PA
Flammability rating according to UL 94	V0
Area of application	Railway industry
	Machine building
	Plant engineering
	Process industry
Rated surge voltage	8 kV
Degree of pollution	3
Overvoltage category	III
Insulating material group	I
Maximum power dissipation for nominal condition	2.43 W
Maximum load current	101 A (with 25 mm ² conductor cross section)
Nominal current I _N	76 A
Nominal voltage U _N	1000 V
Open side panel	Yes
Ambient temperature (operation)	-60 °C ... 85 °C
Ambient temperature (storage/transport)	-25 °C ... 55 °C (For a short time, not exceeding 24 h, -60 to +70 °C)
Permissible humidity (storage/transport)	30 % ... 70 %
Ambient temperature (assembly)	-5 °C ... 70 °C
Ambient temperature (actuation)	-5 °C ... 70 °C
Shock protection test specification	IEC 60529:2001-02
Back of the hand protection	guaranteed
Finger protection	guaranteed
Result of surge voltage test	Test passed
Result of power-frequency withstand voltage test	Test passed
Power frequency withstand voltage setpoint	2.2 kV
Result of the test for mechanical stability of terminal points (5 x conductor connection)	Test passed
Result of bending test	Test passed
Bending test rotation speed	10 rpm
Bending test turns	135
Bending test conductor cross section/weight	1.5 mm ² / 0.4 kg
	16 mm ² / 2.9 kg
	25 mm ² / 4.5 kg
Tensile test result	Test passed
Result of tight fit on support	Test passed

Feed-through terminal block - UT 16 - 3044199

Technical data

General

Tight fit on carrier	NS 35
Setpoint	5 N
Result of voltage-drop test	Test passed
Result of temperature-rise test	Test passed
Requirement temperature-rise test	Increase in temperature ≤ 45 K
Short circuit stability result	Test passed
Conductor cross section short circuit testing	16 mm ²
Short-time current	1.92 kA
Result of thermal test	Test passed
Proof of thermal characteristics (needle flame) effective duration	30 s
Oscillation, broadband noise test result	Test passed
Test specification, oscillation, broadband noise	DIN EN 50155 (VDE 0115-200):2008-03
Test spectrum	Service life test category 1, class B, body mounted
Test frequency	$f_1 = 5$ Hz to $f_2 = 150$ Hz
ASD level	1.857 (m/s ²) ² /Hz
Acceleration	0,8 g
Test duration per axis	5 h
Test directions	X-, Y- and Z-axis
Shock test result	Test passed
Test specification, shock test	DIN EN 50155 (VDE 0115-200):2008-03
Shock form	Half-sine
Acceleration	5g
Shock duration	30 ms
Number of shocks per direction	3
Test directions	X-, Y- and Z-axis (pos. and neg.)
Relative insulation material temperature index (Elec., UL 746 B)	130 °C
Temperature index of insulation material (DIN EN 60216-1 (VDE 0304-21))	130 °C
Static insulating material application in cold	-60 °C
Surface flammability NFPA 130 (ASTM E 162)	passed
Specific optical density of smoke NFPA 130 (ASTM E 662)	passed
Calorimetric heat release NFPA 130 (ASTM E 1354)	28 MJ/kg
Smoke gas toxicity NFPA 130 (SMP 800C)	passed
Fire protection for rail vehicles (DIN EN 45545-2) R22	HL 1 - HL 3
Fire protection for rail vehicles (DIN EN 45545-2) R23	HL 1 - HL 3
Fire protection for rail vehicles (DIN EN 45545-2) R24	HL 1 - HL 3
Fire protection for rail vehicles (DIN EN 45545-2) R26	HL 1 - HL 3

Dimensions

Feed-through terminal block - UT 16 - 3044199

Technical data

Dimensions

Width	12.2 mm
End cover width	2.2 mm
Length	55.5 mm
Height	54.4 mm
Height NS 35/7,5	55 mm
Height NS 35/15	62.5 mm

Connection data

Connection method	Screw connection
Screw thread	M5
Stripping length	14 mm
Tightening torque, min	2.5 Nm
Tightening torque max	3 Nm
Connection in acc. with standard	IEC 60947-7-1
Note	Note: Product releases, connection cross sections and notes on connecting aluminum cables can be found in the download area.
Conductor cross section solid min.	1.5 mm ²
Conductor cross section solid max.	25 mm ²
Conductor cross section AWG min.	16
Conductor cross section AWG max.	4
Conductor cross section flexible min.	1.5 mm ²
Conductor cross section flexible max.	25 mm ²
Min. AWG conductor cross section, flexible	16
Max. AWG conductor cross section, flexible	4
Conductor cross section flexible, with ferrule without plastic sleeve min.	1 mm ²
Conductor cross section flexible, with ferrule without plastic sleeve max.	16 mm ²
Conductor cross section flexible, with ferrule with plastic sleeve min.	1 mm ²
Conductor cross section flexible, with ferrule with plastic sleeve max.	16 mm ²
2 conductors with same cross section, solid min.	1 mm ²
2 conductors with same cross section, solid max.	6 mm ²
2 conductors with same cross section, stranded min.	1 mm ²
2 conductors with same cross section, stranded max.	6 mm ²
Two conductors with the same cross section, flexible, with TWIN ferrules, with plastic sleeve, minimum	0.75 mm ²
Two conductors with the same cross section, flexible, with TWIN ferrules, with plastic sleeve, maximum	10 mm ²
Two conductors with the same cross section stranded, with ferrule and without plastic sleeve, minimum	1 mm ²

Feed-through terminal block - UT 16 - 3044199

Technical data

Connection data

Two conductors with the same cross section stranded, with ferrule and without plastic sleeve, maximum	6 mm ²
Connection in acc. with standard	IEC/EN 60079-7
Conductor cross section solid min.	1.5 mm ²
Conductor cross section solid max.	25 mm ²
Conductor cross section AWG min.	16
Conductor cross section AWG max.	4
Conductor cross section flexible min.	1.5 mm ²
Conductor cross section flexible max.	16 mm ²
Internal cylindrical gage	A7

Standards and Regulations

Connection in acc. with standard	CSA
	IEC 60947-7-1
Flammability rating according to UL 94	V0

Environmental Product Compliance

China RoHS	Environmentally friendly use period: unlimited = EFUP-e
	No hazardous substances above threshold values

Drawings

Circuit diagram



Classifications

eCl@ss

eCl@ss 10.0.1	27141120
eCl@ss 4.0	27141100
eCl@ss 4.1	27141100
eCl@ss 5.0	27141100
eCl@ss 5.1	27141100
eCl@ss 6.0	27141100
eCl@ss 7.0	27141120
eCl@ss 8.0	27141120

Feed-through terminal block - UT 16 - 3044199

Classifications

eCl@ss

eCl@ss 9.0	27141120
------------	----------

ETIM

ETIM 2.0	EC000897
ETIM 3.0	EC000897
ETIM 4.0	EC000897
ETIM 5.0	EC000897
ETIM 6.0	EC000897
ETIM 7.0	EC000897

UNSPSC

UNSPSC 6.01	30211811
UNSPSC 7.0901	39121410
UNSPSC 11	39121410
UNSPSC 12.01	39121410
UNSPSC 13.2	39121410
UNSPSC 18.0	39121410
UNSPSC 19.0	39121410
UNSPSC 20.0	39121410
UNSPSC 21.0	39121410

Approvals

Approvals

Approvals

DNV GL / CSA / PRS / UL Recognized / cUL Recognized / IECCE CB Scheme / VDE Zeichengenehmigung / EAC / RS / cULus Recognized

Ex Approvals

IECEEx / ATEX / EAC Ex

Approval details

DNV GL		https://approvalfinder.dnvgl.com/	TAE00001S9
--------	--	---	------------

Feed-through terminal block - UT 16 - 3044199

Approvals

CSA		http://www.csagroup.org/services-industries/product-listing/	13631
		B	C
Nominal voltage UN		600 V	600 V
Nominal current IN		85 A	85 A
mm ² /AWG/kcmil		16-4	16-4

PRS		http://www.prs.pl/	TE/2156/880590/17
-----	--	---	-------------------

UL Recognized		http://database.ul.com/cgi-bin/XYV/template/LISEXT/1FRAME/index.htm	FILE E 60425
		B	C
Nominal voltage UN		600 V	600 V
Nominal current IN		85 A	85 A
mm ² /AWG/kcmil		16-4	16-4

cUL Recognized		http://database.ul.com/cgi-bin/XYV/template/LISEXT/1FRAME/index.htm	FILE E 60425
		B	C
Nominal voltage UN		600 V	600 V
Nominal current IN		85 A	85 A
mm ² /AWG/kcmil		16-4	16-4


IECEE CB Scheme		http://www.iecee.org/	DE1-62915
-----------------	--	---	-----------

VDE Zeichengenehmigung		http://www2.vde.com/de/Institut/Online-Service/VDE-gepruefteProdukte/Seiten/Online-Suche.aspx	40020166
Nominal voltage UN		1000 V	
Nominal current IN		76 A	


Feed-through terminal block - UT 16 - 3044199

Approvals

mm ² /AWG/kcmil	1.5-16
----------------------------	--------

EAC		RU C-DE.A*30.B.01742
-----	---	----------------------

RS		http://www.rs-head.spb.ru/en/index.php	17.00013.272
----	---	---	--------------

cULus Recognized	
------------------	---

Accessories

Accessories

DIN rail

DIN rail perforated - NS 35/ 7,5 PERF 2000MM - 0801733



DIN rail perforated, Standard profile, width: 35 mm, height: 7.5 mm, acc. to EN 60715, material: Steel, galvanized, passivated with a thick layer, length: 2000 mm, color: silver

DIN rail, unperforated - NS 35/ 7,5 UNPERF 2000MM - 0801681



DIN rail, unperforated, Standard profile, width: 35 mm, height: 7.5 mm, acc. to EN 60715, material: Steel, galvanized, passivated with a thick layer, length: 2000 mm, color: silver

DIN rail perforated - NS 35/ 7,5 WH PERF 2000MM - 1204119



DIN rail perforated, Standard profile, width: 35 mm, height: 7.5 mm, acc. to EN 60715, material: Steel, Galvanized, white passivated, length: 2000 mm, color: silver

Feed-through terminal block - UT 16 - 3044199

Accessories

DIN rail, unperforated - NS 35/ 7,5 WH UNPERF 2000MM - 1204122



DIN rail, unperforated, Standard profile, width: 35 mm, height: 7.5 mm, acc. to EN 60715, material: Steel, Galvanized, white passivated, length: 2000 mm, color: silver

DIN rail, unperforated - NS 35/ 7,5 AL UNPERF 2000MM - 0801704



DIN rail, unperforated, Standard profile, width: 35 mm, height: 7.5 mm, acc. to EN 60715, material: Aluminum, uncoated, length: 2000 mm, color: silver

DIN rail perforated - NS 35/ 7,5 ZN PERF 2000MM - 1206421



DIN rail perforated, Standard profile, width: 35 mm, height: 7.5 mm, acc. to EN 60715, material: Steel, galvanized, length: 2000 mm, color: silver

DIN rail, unperforated - NS 35/ 7,5 ZN UNPERF 2000MM - 1206434



DIN rail, unperforated, Standard profile, width: 35 mm, height: 7.5 mm, acc. to EN 60715, material: Steel, galvanized, length: 2000 mm, color: silver

DIN rail, unperforated - NS 35/ 7,5 CU UNPERF 2000MM - 0801762



DIN rail, unperforated, Standard profile, width: 35 mm, height: 7.5 mm, acc. to EN 60715, material: Copper, uncoated, length: 2000 mm, color: copper-colored

Feed-through terminal block - UT 16 - 3044199

Accessories

End cap - NS 35/ 7,5 CAP - 1206560

DIN rail end piece, for DIN rail NS 35/7.5



DIN rail perforated - NS 35/15 PERF 2000MM - 1201730



DIN rail perforated, Standard profile, width: 35 mm, height: 15 mm, similar to EN 60715, material: Steel, galvanized, passivated with a thick layer, length: 2000 mm, color: silver

DIN rail, unperforated - NS 35/15 UNPERF 2000MM - 1201714



DIN rail, unperforated, Standard profile, width: 35 mm, height: 15 mm, similar to EN 60715, material: Steel, galvanized, passivated with a thick layer, length: 2000 mm, color: silver

DIN rail perforated - NS 35/15 WH PERF 2000MM - 0806602



DIN rail perforated, Standard profile, width: 35 mm, height: 15 mm, similar to EN 60715, material: Steel, Galvanized, white passivated, length: 2000 mm, color: silver

DIN rail, unperforated - NS 35/15 WH UNPERF 2000MM - 1204135



DIN rail, unperforated, Standard profile, width: 35 mm, height: 15 mm, similar to EN 60715, material: Steel, Galvanized, white passivated, length: 2000 mm, color: silver

Feed-through terminal block - UT 16 - 3044199

Accessories

DIN rail, unperforated - NS 35/15 AL UNPERF 2000MM - 1201756



DIN rail, unperforated, Standard profile, width: 35 mm, height: 15 mm, similar to EN 60715, material: Aluminum, uncoated, length: 2000 mm, color: silver

DIN rail perforated - NS 35/15 ZN PERF 2000MM - 1206599



DIN rail perforated, Standard profile, width: 35 mm, height: 15 mm, similar to EN 60715, material: Steel, galvanized, length: 2000 mm, color: silver

DIN rail, unperforated - NS 35/15 ZN UNPERF 2000MM - 1206586



DIN rail, unperforated, Standard profile, width: 35 mm, height: 15 mm, similar to EN 60715, material: Steel, galvanized, length: 2000 mm, color: silver

DIN rail, unperforated - NS 35/15 CU UNPERF 2000MM - 1201895



DIN rail, unperforated, Standard profile, width: 35 mm, height: 15 mm, similar to EN 60715, material: Copper, uncoated, length: 2000 mm, color: copper-colored

End cap - NS 35/15 CAP - 1206573



DIN rail end piece, for DIN rail NS 35/15

Feed-through terminal block - UT 16 - 3044199

Accessories

DIN rail, unperforated - NS 35/15-2,3 UNPERF 2000MM - 1201798



DIN rail, unperforated, Standard profile 2.3 mm, width: 35 mm, height: 15 mm, acc. to EN 60715, material: Steel, galvanized, passivated with a thick layer, length: 2000 mm, color: silver

End block

End clamp - E/AL-NS 35 - 1201662



End clamp, for end support of UKH 50 to UKH 240, is pushed onto DIN rail NS 35 and fixed with 2 screws, width: 10 mm, color: aluminum

End cover

End cover - D-UT 16 - 3047206



End cover, length: 52.8 mm, width: 2.2 mm, height: 47.3 mm, color: gray

Jumper

Plug-in bridge - FBS 2-12 - 3005950



Plug-in bridge, pitch: 12 mm, number of positions: 2, color: red

Labeled terminal marker

Feed-through terminal block - UT 16 - 3044199

Accessories

Zack marker strip - ZB 12 CUS - 0824942



Zack marker strip, can be ordered: Strip, white, labeled according to customer specifications, mounting type: snap into tall marker groove, for terminal block width: 12.2 mm, lettering field size: 10.5 x 12.15 mm, Number of individual labels: 5

Zack marker strip - ZB 12,LGS:L1-N,PE - 0812146



Zack marker strip, Strip, white, labeled, printed horizontally: L1, L2, L3, N, PE, mounting type: snap into tall marker groove, for terminal block width: 12.2 mm, lettering field size: 10.5 x 12.15 mm, Number of individual labels: 5

Marker for terminal blocks - UC-TM 12 CUS - 0824613



Marker for terminal blocks, can be ordered: by sheet, white, labeled according to customer specifications, mounting type: snap into tall marker groove, for terminal block width: 12 mm, lettering field size: 11.45 x 10.5 mm, Number of individual labels: 40

Marker for terminal blocks - UCT-TM 12 CUS - 0829630



Marker for terminal blocks, can be ordered: by sheet, white, labeled according to customer specifications, mounting type: snap into tall marker groove, for terminal block width: 12 mm, lettering field size: 10.8 x 9.6 mm, Number of individual labels: 30

Marker pen

Marker pen - X-PEN 0,35 - 0811228



Marker pen without ink cartridge, for manual labeling of markers, labeling extremely wipe-proof, line thickness 0.35 mm

Feed-through terminal block - UT 16 - 3044199

Accessories

Partition plate

Partition plate - TPNS-UK - 0706647



Partition plate, length: 80 mm, width: 2 mm, height: 70 mm, color: gray

Pick-off terminal block

Pick-off terminal block - AGK 4-UT 16 - 3047125



Pick-off terminal block, nom. voltage: 1000 V, nominal current: 32 A, connection method: Screw connection, number of connections: 1, cross section: 0.14 mm² - 6 mm², AWG: 26 - 10, width: 8.1 mm, height: 24.7 mm, color: gray, mounting type: on base element

Planning and marking software

Software - CLIP-PROJECT ADVANCED - 5146040



Multilingual software for convenient configuration of Phoenix Contact products on standard DIN rails.

Software - CLIP-PROJECT PROFESSIONAL - 5146053



Multilingual software for terminal strip configuration. A marking module enables the professional marking of markers and labels for identifying terminal blocks, conductors and cables, and devices.

Reducing bridge

Feed-through terminal block - UT 16 - 3044199

Accessories

Reducing bridge - RB UT 16-(2,5/4) - 3047073



Reducing bridge, pitch: 11 mm, length: 31.4 mm, width: 18.1 mm, number of positions: 2, color: red

Reducing bridge - RB UT 16-ST(2,5/4) - 3047099



Reducing bridge, pitch: 11 mm, length: 40.9 mm, width: 18.1 mm, number of positions: 2, color: red

Reducing bridge - RB 16-6 - 3047072



Reducing bridge, pitch: 12.2 mm, number of positions: 2, color: red

Screwdriver tools

Screwdriver - SZS 1,0X6,5 VDE - 1205079



Screwdriver, slot-headed, VDE insulated, size: 1.0 x 6.5 x 150 mm, 2-component grip, with non-slip grip

Terminal marking

Zack marker strip - ZB 12:UNPRINTED - 0812120



Zack marker strip, Strip, white, unlabeled, can be labeled with: PLOTMARK, CMS-P1-PLOTTER, mounting type: snap into tall marker groove, for terminal block width: 12.2 mm, lettering field size: 12 x 10.5 mm, Number of individual labels: 5

Feed-through terminal block - UT 16 - 3044199

Accessories

Marker for terminal blocks - UC-TM 12 - 0819194



Marker for terminal blocks, Sheet, white, unlabeled, can be labeled with: BLUEMARK ID COLOR, BLUEMARK ID, BLUEMARK CLED, PLOTMARK, CMS-P1-PLOTTER, mounting type: snap into tall marker groove, for terminal block width: 12 mm, lettering field size: 11.45 x 10.5 mm, Number of individual labels: 40

Marker for terminal blocks - UCT-TM 12 - 0829144



Marker for terminal blocks, Sheet, white, unlabeled, can be labeled with: TOPMARK NEO, TOPMARK LASER, BLUEMARK ID COLOR, BLUEMARK ID, BLUEMARK CLED, THERMOMARK PRIME, THERMOMARK CARD 2.0, THERMOMARK CARD, mounting type: snap into tall marker groove, for terminal block width: 12 mm, lettering field size: 10.8 x 9.6 mm, Number of individual labels: 30

Warning label printed

Warning label - WS UT 16 - 3047374

Warning sign for UT terminal blocks

