

## Electronic housing - CM125-LG/H 35/BO BK - 2942904

Please be informed that the data shown in this PDF Document is generated from our Online Catalog. Please find the complete data in the user's documentation. Our General Terms of Use for Downloads are valid (<http://phoenixcontact.com/download>)



Component housing, Complete housing, with vents, width: 125 mm, depth: 102 mm, cross connection: without bus connector, number of positions cross connector: not relevant, color: black

The figure shows versions CM 125-LG/H 35/BO/DB/GH

### Your advantages

- ✓ Easy snap-on mounting on symmetrical DIN rails according to EN 60715
- ✓ Rugged housing technology
- ✓ Flexible accommodation of different connection elements (from high-position connectors to electronic PCBs)
- ✓ Shock and contamination-proof accommodation of electronic components

### Key Commercial Data

Packing unit	1 pc
GTIN	
GTIN	4017918080907
Weight per Piece (excluding packing)	323.000 g
Custom tariff number	85369010
Country of origin	Germany

### Technical data

#### Item properties

Brief article description	Electronic housing
Type	CM125-LG/H 35/BO BK
Order No.	2942904
Housing type	Component housing
Type	Complete housing

## Electronic housing - CM125-LG/H 35/BO BK - 2942904

### Technical data

#### Dimensions

Caption	Dimension A: 138 mm; dimension B: 102 mm; dimension C: 125 mm
Width [ w ]	125 mm
Depth [ d ]	102 mm

#### Material data

Color (RAL)	black
Flammability rating according to UL 94	V0
Housing material	Polycarbonate fiber reinforced

#### Ambient conditions

Ambient temperature (operation)	-40 °C ... 105 °C (depending on power dissipation)
---------------------------------	--

#### Packaging information

Pieces per package	5
Denomination packing units	Pcs.

#### Standards and regulations

Flammability rating according to UL 94	V0
--	----

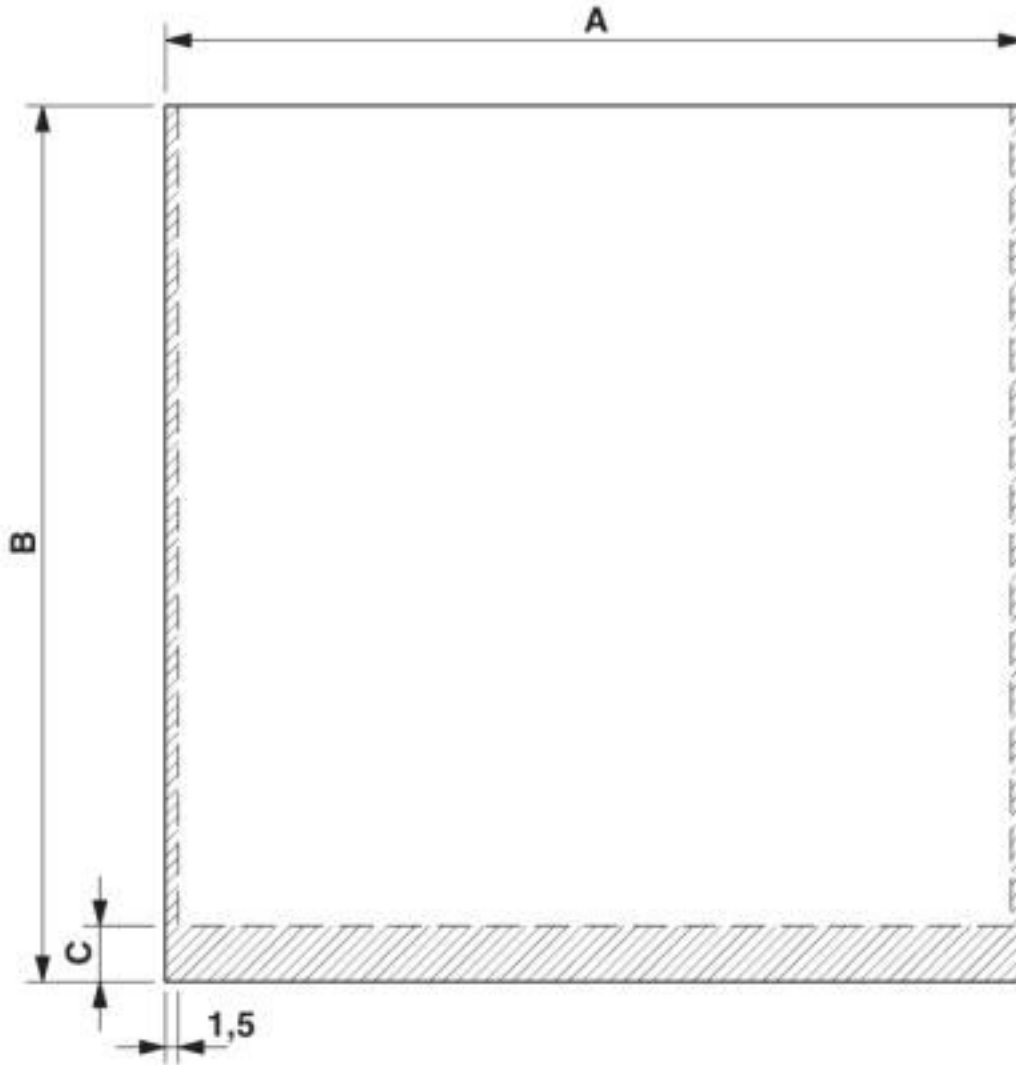
#### Environmental Product Compliance

China RoHS	Environmentally friendly use period: unlimited = EFUP-e
	No hazardous substances above threshold values

### Drawings

# Electronic housing - CM125-LG/H 35/BO BK - 2942904

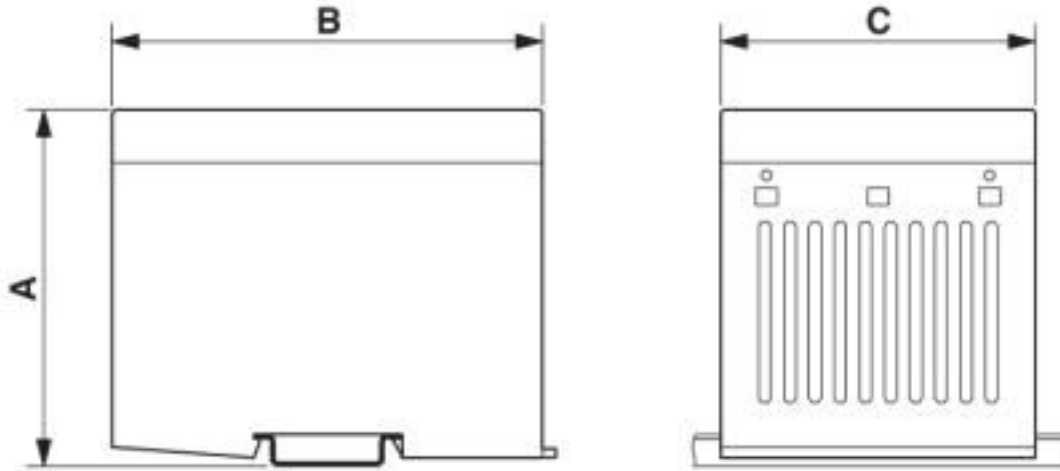
Dimensional drawing



- PCB 1, 7: Dimension A: 122.5 mm; B: 124.8 mm; C: 0 mm
- PCB 8, 13: Dimension A: 100.0 mm; B: 124.8 mm; C: 6.5 mm
- PCB 9-12: Dimension A: 100.0 mm; B: 124.8 mm; C: 0 mm

## Electronic housing - CM125-LG/H 35/BO BK - 2942904

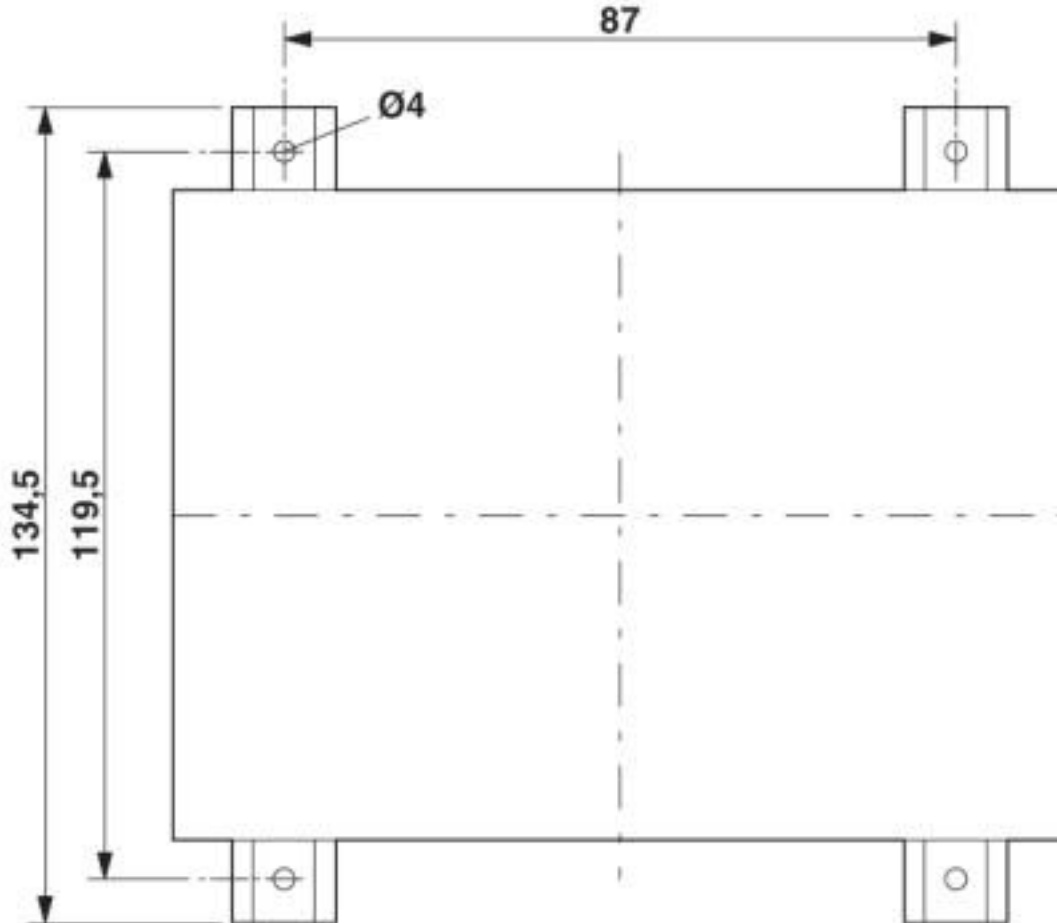
Dimensional drawing



Dimension A: 138 mm; dimension B: 102 mm; dimension C: 125 mm

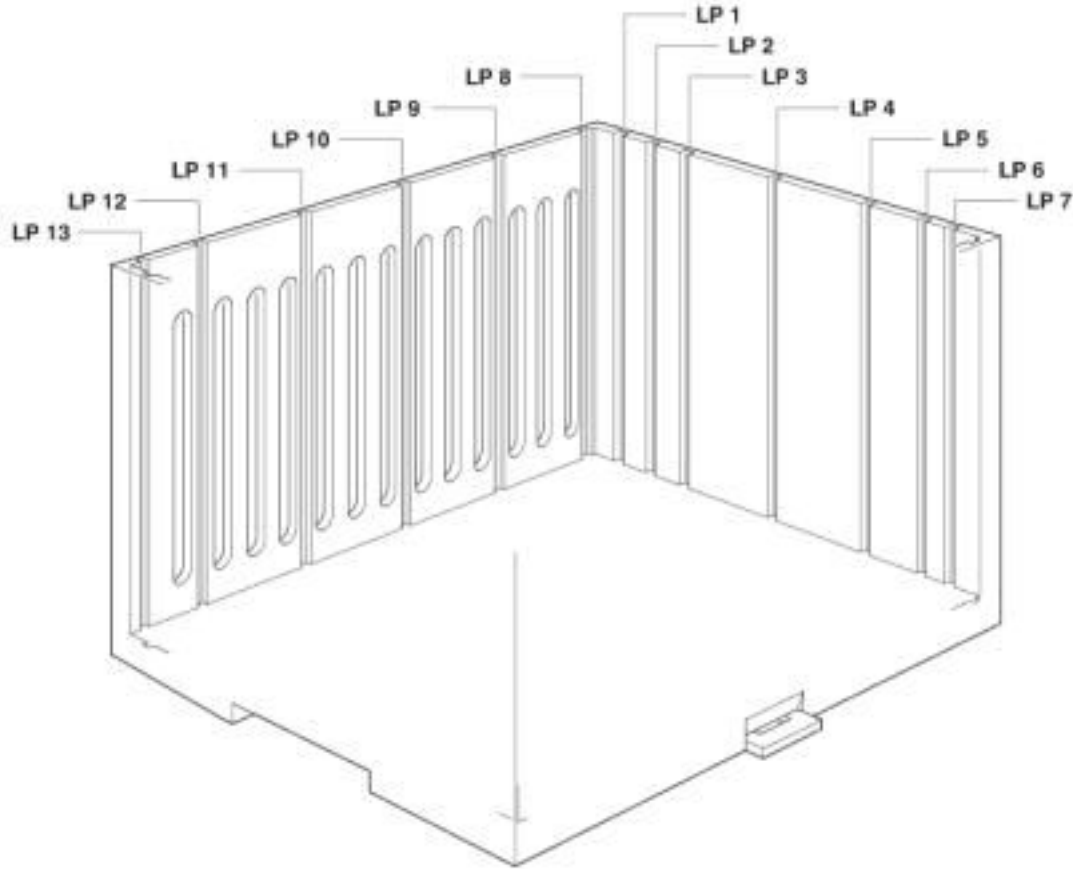
# Electronic housing - CM125-LG/H 35/BO BK - 2942904

Dimensional drawing



# Electronic housing - CM125-LG/H 35/BO BK - 2942904

Schematic diagram



## Classifications

eCl@ss

eCl@ss 10.0.1	27182702
eCl@ss 4.0	27180400
eCl@ss 4.1	27180400
eCl@ss 5.0	27180500
eCl@ss 5.1	27180500
eCl@ss 6.0	27180800
eCl@ss 7.0	27182702
eCl@ss 8.0	27182702
eCl@ss 9.0	27182702

ETIM

ETIM 2.0	EC001031
----------	----------

# Electronic housing - CM125-LG/H 35/BO BK - 2942904

## Classifications

### ETIM

ETIM 3.0	EC001031
ETIM 4.0	EC001031
ETIM 5.0	EC001031
ETIM 6.0	EC001031
ETIM 7.0	EC001031

### UNSPSC

UNSPSC 6.01	31261501
UNSPSC 7.0901	31261501
UNSPSC 11	31261501
UNSPSC 12.01	31261501
UNSPSC 13.2	31261501
UNSPSC 18.0	31261501
UNSPSC 19.0	31261501
UNSPSC 20.0	31261501
UNSPSC 21.0	31261501

## Approvals

### Approvals

---

Approvals

EAC

---

Ex Approvals

---

### Approval details

EAC		B.01687
-----	---	---------

---