

Digital display - FA MCR-EX-FDS-I-I-OLP - 2908801

Please be informed that the data shown in this PDF Document is generated from our Online Catalog. Please find the complete data in the user's documentation. Our General Terms of Use for Downloads are valid (<http://phoenixcontact.com/download>)



Ex i output loop-powered process indicator with HART® communication in field housing, can be used in zones up to zone 1.



Key Commercial Data

Packing unit	1 pc
GTIN	 4 055626 364216
GTIN	4055626364216
Custom tariff number	90328900
Country of origin	Germany

Technical data

Dimensions

Width	131 mm
Height	81.5 mm
Depth	55.5 mm

Ambient conditions

Ambient temperature (operation)	-40 °C ... 60 °C
Ambient temperature (storage/transport)	-40 °C ... 85 °C
Maximum altitude	< 5000 m (Above sea level)
Degree of protection	IP66/IP67
	NEMA 4X

Input data

Description of the input	Current measuring input
--------------------------	-------------------------

Digital display - FA MCR-EX-FDS-I-I-OLP - 2908801

Technical data

Input data

Current input signal	4 mA ... 20 mA
Max. input current	200 mA
Description of the input	HART
Current input signal	up to 4x HART signals

Output data

Output name	Current output
Current output signal	4 mA ... 20 mA

Power supply

Supply voltage range	loop-powered, no external supply necessary
----------------------	--------------------------------------------

Connection data

Connection method	Pluggable spring-cage terminal blocks
Stripping length	9 mm
Conductor cross section solid	0.14 mm ² ... 1.5 mm ²
Conductor cross section flexible	0.14 mm ² ... 1.5 mm ²
Conductor cross section AWG	26 ... 16

General

Maximum transmission error	0.1 % (of final value)
Maximum temperature coefficient	< 0.02 %/K
Noise emission	IEC 61326, class B
Housing material	Aluminum
Mounting position	Max. viewing angle range +/- 45° from the centre line of the display in every direction

Standards and Regulations

Noise emission	IEC 61326, class B
Conformance	CE-compliant
ATEX	# II 2G Ex ib IIC T6 Gb
IECEX	Ex ib IIC T6 Gb
UL, USA/Canada	UL 61010 Listed
DNV GL-Temperature	B
DNV GL-Humidity	B
DNV GL-Vibration	A
DNV GL-EMC	B
DNV GL-Enclosure	Required protection according to the Rules shall be provided upon installation on board

Environmental Product Compliance

Digital display - FA MCR-EX-FDS-I-I-OLP - 2908801

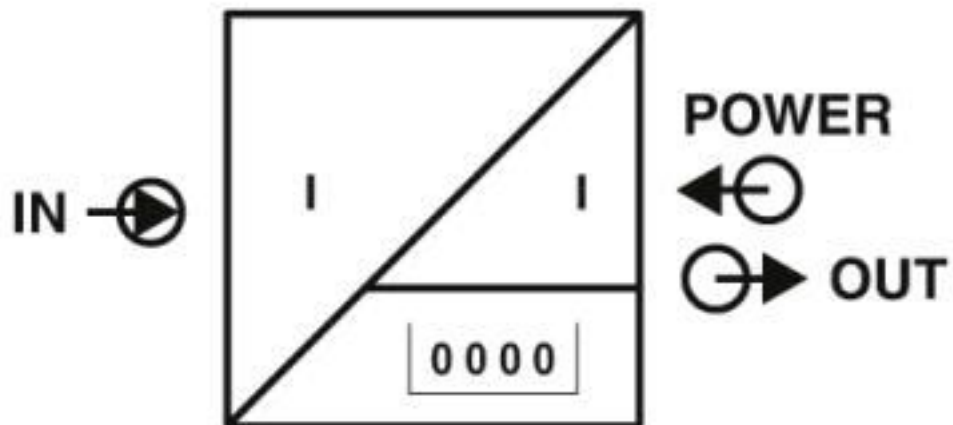
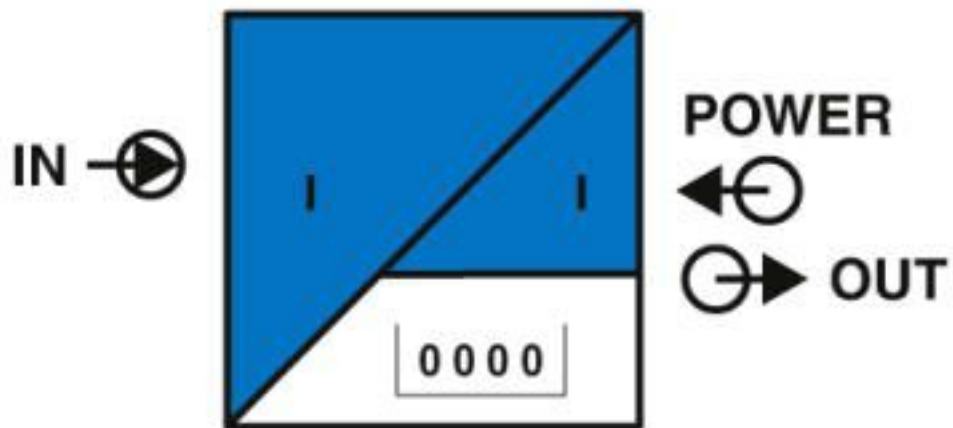
Technical data

Environmental Product Compliance

China RoHS	Environmentally Friendly Use Period = 50 years
	For details about hazardous substances go to tab "Downloads", Category "Manufacturer's declaration"

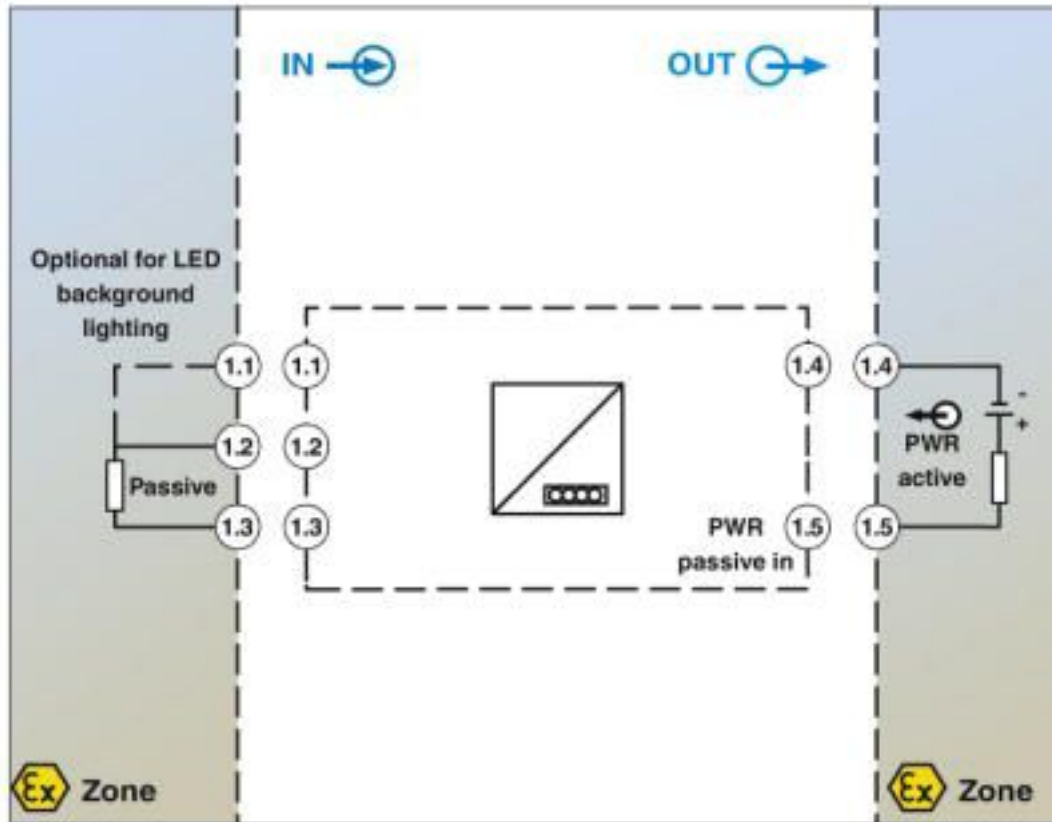
Drawings

Pictogram



Digital display - FA MCR-EX-FDS-I-I-OLP - 2908801

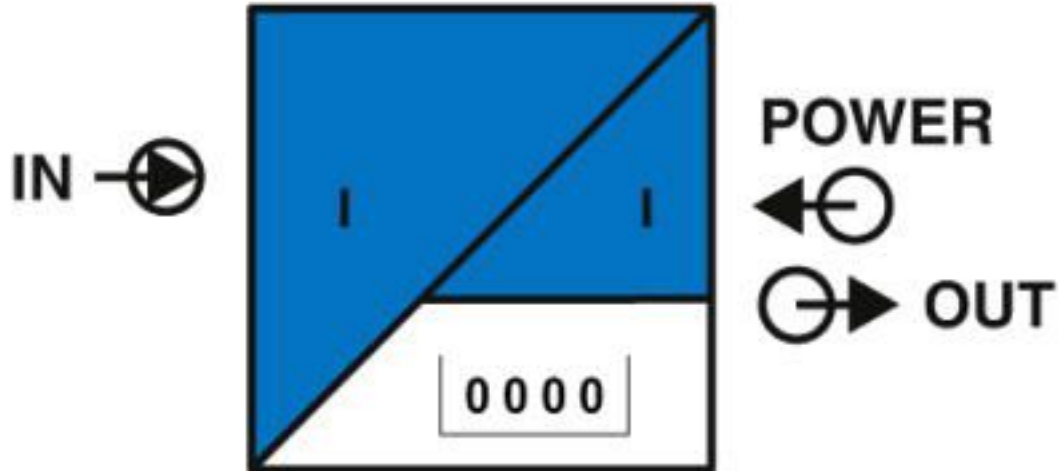
Block diagram



FA MCR-EX-FDS-I-I-OLP

Digital display - FA MCR-EX-FDS-I-I-OLP - 2908801

Pictogram



Classifications

eCl@ss

eCl@ss 4.0	27210300
eCl@ss 4.1	27210300
eCl@ss 5.0	27210300
eCl@ss 5.1	27210300
eCl@ss 6.0	27210300
eCl@ss 7.0	27210301
eCl@ss 8.0	27210301
eCl@ss 9.0	27210301

ETIM

ETIM 2.0	EC001426
ETIM 3.0	EC001426
ETIM 4.0	EC001426
ETIM 5.0	EC001426
ETIM 6.0	EC001426
ETIM 7.0	EC001426

Approvals

Approvals

Digital display - FA MCR-EX-FDS-I-I-OLP - 2908801

Approvals

Approvals

UL Listed / cUL Listed / EAC / cULus Listed

Ex Approvals

ATEX / CSA / CSAus / IECEx / FM approved / cCSAus

Approval details

UL Listed		http://database.ul.com/cgi-bin/XYV/template/LISEXT/1FRAME/index.htm	FILE E 330267
-----------	--	-------------------------------------------------------------------------------------------------------------------------------------------------------	---------------

cUL Listed		http://database.ul.com/cgi-bin/XYV/template/LISEXT/1FRAME/index.htm	FILE E 330267
------------	--	-------------------------------------------------------------------------------------------------------------------------------------------------------	---------------

EAC			RU*DE.*08.B.01522/19
-----	--	--	----------------------

cULus Listed			
--------------	--	--	--

Accessories

Accessories

Mounting material

Mounting kit - FA MCR-FDS-PM - 2908783



Tube mounting set for output loop-powered process display in FA MCR(-EX)-FDS-I-I-OLP field housing.

Terminal resistor

Digital display - FA MCR-EX-FDS-I-I-OLP - 2908801

Accessories

Resistor - FA MCR-FDS-R250 - 2908802



HART[®] communication resistor, 250 Ω , in combination with digital display 2908781 FA MCR-DS-I-I-OLP, 2908782 FA MCR-FDS-I-I-OLP, 2908800 FA MCR-EX-DS-I-I-OLP or 2908801 FA MCR-EX-FDS-I-I-OLP