

Head-mounted transducer - FA MCR-EX-HT-TS-I-OLP-PT - 2908743

Please be informed that the data shown in this PDF Document is generated from our Online Catalog. Please find the complete data in the user's documentation. Our General Terms of Use for Downloads are valid (<http://phoenixcontact.com/download>)



The output loop-powered head transmitter transmits up to two sensor signals from RTD and TC sensors as well as from resistance-type sensors and voltage sensors via HART communication or 4 ... 20 mA, configurable. SIL 2/3, intrinsic safety.



Key Commercial Data

Packing unit	1 pc
GTIN	 4 055626 347790
GTIN	4055626347790
Custom tariff number	85437090
Country of origin	Germany

Technical data

Ambient conditions

Ambient temperature (operation)	-40 °C ... 85 °C
	-40 °C ... 70 °C (SIL active)
Ambient temperature (storage/transport)	-50 °C ... 100 °C
Maximum altitude	≤ 4000 m (Above sea level)
Permissible humidity (operation)	5 % ... 95 % (condensation permitted)
Degree of protection	IP33 (upon installation in field housing IP66/67, NEMA 4X)

Input data

Sensor types (RTD) that can be used	Pt, Ni, Cu sensors: 2, 3, 4-wire
Sensor types that can be used (TC)	A, B, C, D, E, J, K, L, N, R, S, T, U
Linear resistance measuring range	10 Ω ... 2000 Ω (Minimum measuring span: 10 Ω)

Output data

Head-mounted transducer - FA MCR-EX-HT-TS-I-OLP-PT - 2908743

Technical data

Output data

Current output signal	4 mA ... 20 mA (HART)
	20 mA ... 4 mA (HART)
Max. output current	23 mA

Power supply

Supply voltage range	11 V ... 42 V (Standard)
	11 V ... 32 V (SIL active)
	11 V ... 30 V (Ex)

Connection data

Connection method	Push-in connection
Stripping length	10 mm
Conductor cross section solid	0.2 mm ² ... 1.5 mm ²
Conductor cross section flexible	0.2 mm ² ... 1.5 mm ²
Conductor cross section AWG	24 ... 16

General

Overvoltage category	II
Degree of pollution	2
Assembly instructions	Installation in connection head according to DIN 43729 form B

Standards and Regulations

Conformance	CE-compliant
ATEX	# II 1G Ex ia IIC T6...T4 Ga
	# II 2G Ex ia IIC T6...T4 Gb
IECEX	Ex ia IIC T6...T4 Ga
	Ex ia IIC T6...T4 Gb
UL, USA/Canada	UL 61010 Recognized
FM approval	NI / Class I / Div. 1, 2 / Group ABCD T6/T5/T4
	IS / Class I / Div. 1, 2 / Group ABCD
CSA	Exia / Class I / Group ABCD T6/T5/T4

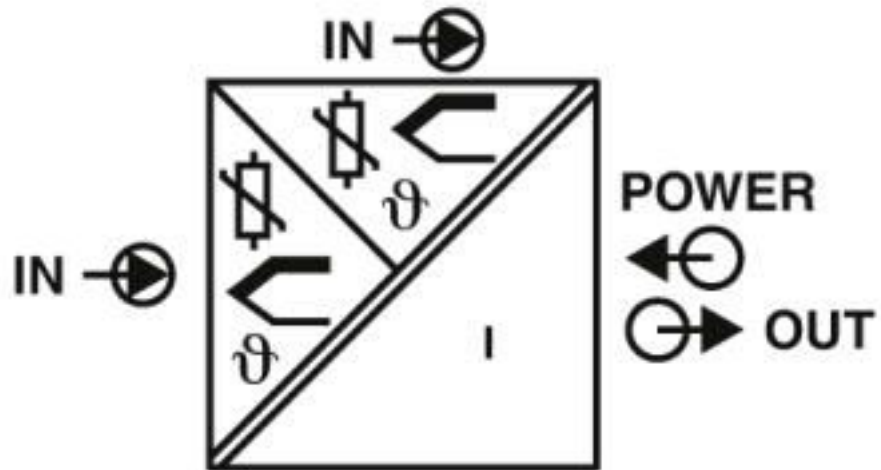
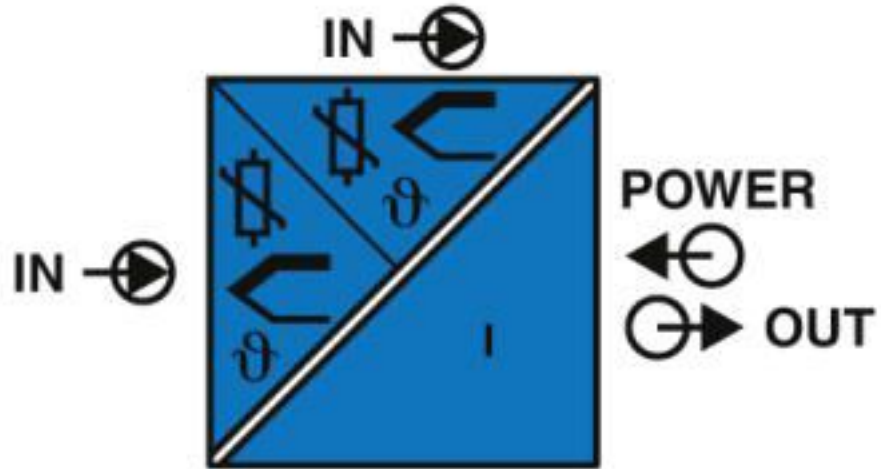
Environmental Product Compliance

China RoHS	Environmentally friendly use period: unlimited = EFUP-e
	No hazardous substances above threshold values

Drawings

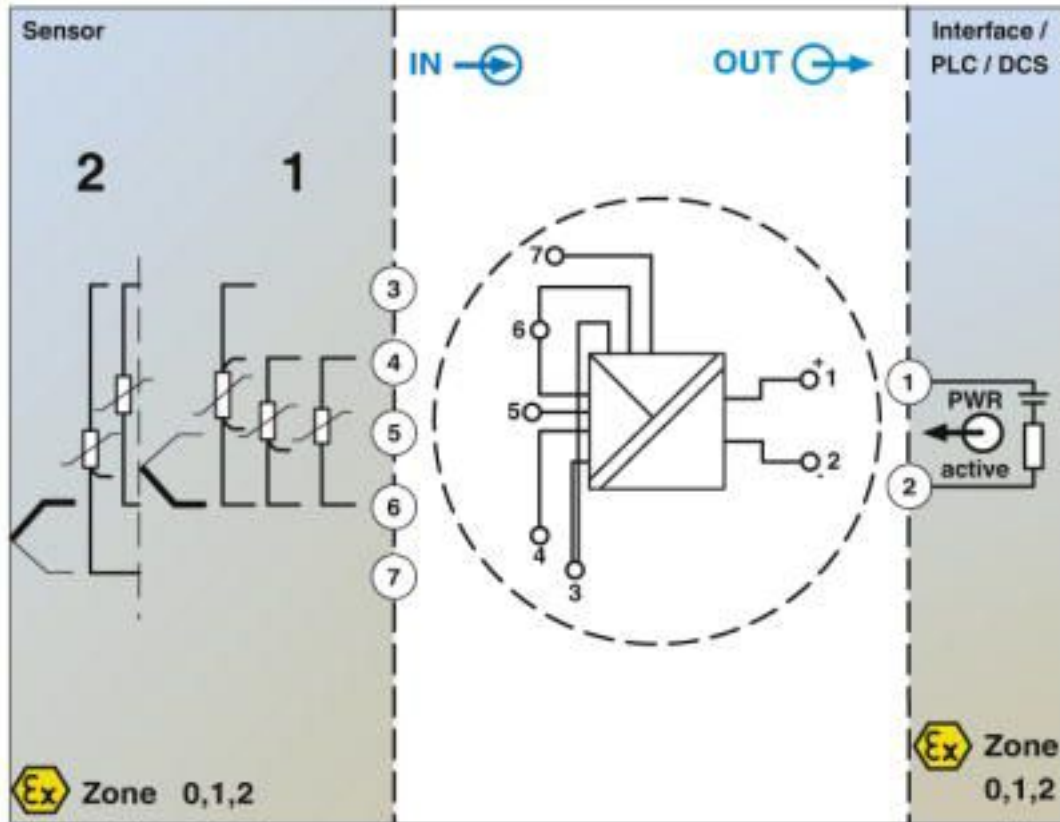
Head-mounted transducer - FA MCR-EX-HT-TS-I-OLP-PT - 2908743

Pictogram



Head-mounted transducer - FA MCR-EX-HT-TS-I-OLP-PT - 2908743

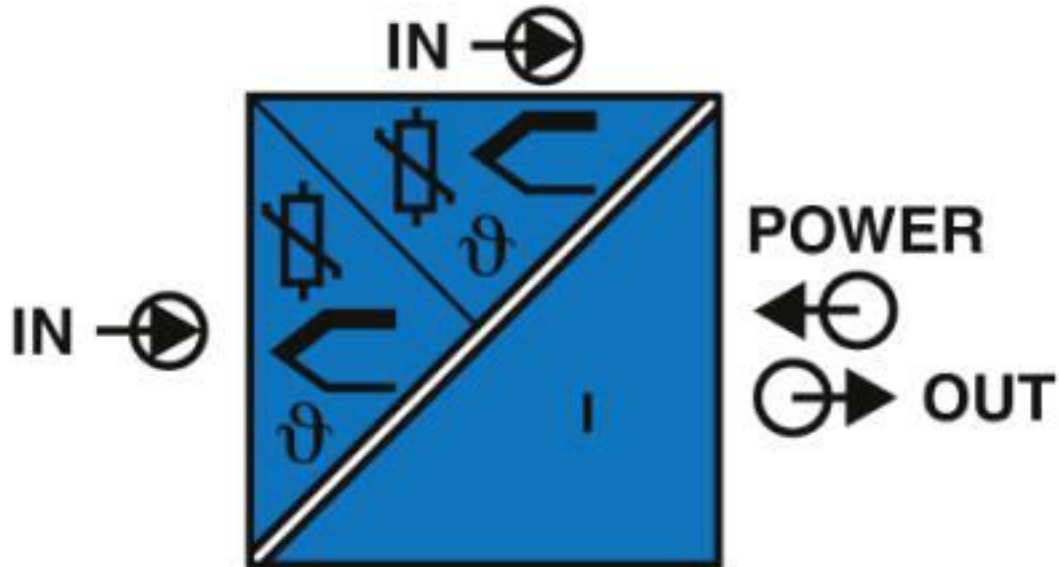
Block diagram



Block diagram for FA MCR-EX-HT-TS-I-OLP-PT

Head-mounted transducer - FA MCR-EX-HT-TS-I-OLP-PT - 2908743

Pictogram



Classifications

eCl@ss

eCl@ss 4.0	27200206
eCl@ss 4.1	27200206
eCl@ss 5.0	27200206
eCl@ss 5.1	27200206
eCl@ss 6.0	27200206
eCl@ss 7.0	27200206
eCl@ss 8.0	27200206
eCl@ss 9.0	27210129

ETIM

ETIM 2.0	EC001426
ETIM 3.0	EC001426
ETIM 4.0	EC001426
ETIM 5.0	EC001446
ETIM 6.0	EC002919
ETIM 7.0	EC002919

Accessories

Accessories

Head-mounted transducer - FA MCR-EX-HT-TS-I-OLP-PT - 2908743

Accessories

Digital displays

Display - FA MCR-HT-D - 2908735



Display unit for plugging directly into the FA MCR-... head transmitter

Housing

Electronic housing - FA MCR-HT-FH - 2908736



Field housing for the installation of head transmitters with or without display unit. For direct connection to the process.

Mounting material

Mounting kit - FA MCR-HT-FH-WM - 2908737



Wall fastening for FA MCR-HT-FH field housing

Mounting rail adapter

Adapter - MCR-DIN-RAIL-ADAPTER HT - 2864671



DIN rail adapter for head-mounted transducers. Suitable for 35 mm DIN rails in accordance with EN 60715.

Programming adapter

Head-mounted transducer - FA MCR-EX-HT-TS-I-OLP-PT - 2908743

Accessories

Programming adapter - MCR-PAC-T-USB - 2309000



Programming adapter with USB and T port interface, 2.4 m for programming FA MCR-..., MCR-...-LP-..., and MCR-...-HT-... modules

Programming cable

Cable adapter - GW HART USB MODEM - 1003824



USB HART modem cable for communication between a PC and HART devices, cable length: 1m.