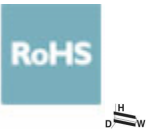


## Surge protection base element - VAL-MS 3+V-BE - 2905859


Please be informed that the data shown in this PDF Document is generated from our Online Catalog. Please find the complete data in the user's documentation. Our General Terms of Use for Downloads are valid (<http://phoenixcontact.com/download>)



Base element for surge arresters, for isolated 1000 V DC voltage systems, for DIN rail mounting, 4-pos. base element without remote indication contact, for protecting two parallel strings/MPP trackers.



### Key Commercial Data

Packing unit	1
GTIN	 4 055626 002804
GTIN	4055626002804
Custom tariff number	85366990

### Technical data

#### Dimensions

Height	89.8 mm
Width	71.2 mm
Depth	51.5 mm (incl. DIN rail 7.5 mm)
Horizontal pitch	4 Div.

#### Ambient conditions

Degree of protection	IP20 (only when all terminal points are used)
Ambient temperature (operation)	-40 °C ... 80 °C
Ambient temperature (storage/transport)	-40 °C ... 80 °C
Altitude	≤ 3000 m (amsl (above mean sea level))
Permissible humidity (operation)	5 % ... 95 %
Shock (operation)	25g (Half-sine / 11 ms / 3x ±X, ±Y, ±Z)
Vibration (operation)	5g (10 ... 500 Hz / 2.5 h / X, Y, Z)

## Surge protection base element - VAL-MS 3+V-BE - 2905859

### Technical data

#### General

IEC test classification	PV T1
	PV T2
EN type	T2
SPD failure behavior	OCM (Only in combination with VAL-MS...DC-PV-ST)
Connection configuration	Y configuration
Installation location	Interior
Accessibility	Accessible
Installation location of the disconnect device	Internal
Mode of protection	(L+) - (L-)
	(L+) - PE
	(L-) - PE
Mounting type	DIN rail: 35 mm
Color	jet black RAL 9005
Housing material	PBT
Degree of pollution	2
Distance between live and grounded parts	8 mm
Flammability rating according to UL 94	V-0
Type	Base element, DIN rail mounting
Number of positions	2
Surge protection fault message	none

#### Additional descriptions

Note	The device is intended for touch proof installation in a housing. Ensure that there is a gap of at least 8 mm between the active and grounded parts in the connection area.
------	---

#### Protective circuit DC voltage side (DC)

Maximum continuous operating voltage $U_{CPV}$	1170 V DC
Rated load current $I_L$	80 A

#### Connection data

Connection method	Screw connection
Screw thread	M5
Tightening torque	3 Nm (1.5 mm <sup>2</sup> ... 16 mm <sup>2</sup> )
	4.5 Nm (25 mm <sup>2</sup> ... 35 mm <sup>2</sup> )
Stripping length	16 mm
Conductor cross section flexible	1.5 mm <sup>2</sup> ... 25 mm <sup>2</sup>
Conductor cross section solid	1.5 mm <sup>2</sup> ... 35 mm <sup>2</sup>
Conductor cross section AWG	15 ... 2

## Surge protection base element - VAL-MS 3+V-BE - 2905859

### Technical data

#### Connection data

Connection method	Fork-type cable lug
Conductor cross section flexible	1.5 mm <sup>2</sup> ... 16 mm <sup>2</sup>

#### Standards and Regulations

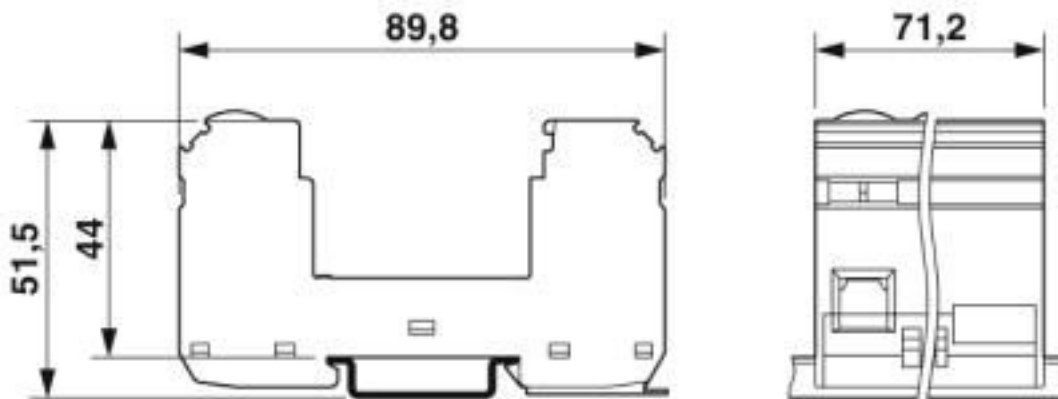
Standards/regulations	EN 50539-11 2013
-----------------------	------------------

#### Environmental Product Compliance

China RoHS	Environmentally friendly use period: unlimited = EFUP-e
	No hazardous substances above threshold values

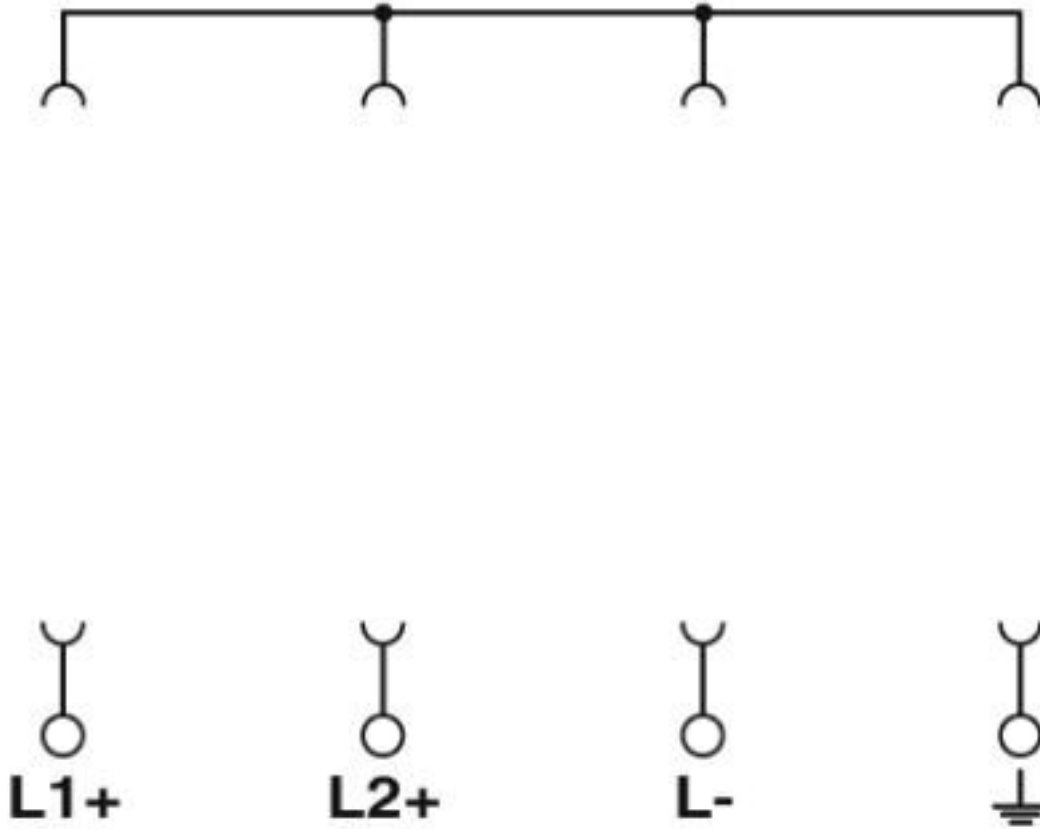
### Drawings

Dimensional drawing



# Surge protection base element - VAL-MS 3+V-BE - 2905859

Circuit diagram



## Classifications

eCl@ss

eCl@ss 10.0.1	27130803
eCl@ss 4.0	27140200
eCl@ss 4.1	27140200
eCl@ss 5.0	27140200
eCl@ss 5.1	27140200
eCl@ss 6.0	27130800
eCl@ss 7.0	27130803
eCl@ss 8.0	27130803
eCl@ss 9.0	27130803

ETIM

ETIM 5.0	EC000472
ETIM 6.0	EC000472

## Surge protection base element - VAL-MS 3+V-BE - 2905859

### Classifications

#### ETIM

ETIM 7.0	EC000472
----------	----------

#### UNSPSC

UNSPSC 13.2	39121620
UNSPSC 18.0	39121620
UNSPSC 19.0	39121620
UNSPSC 20.0	39121620
UNSPSC 21.0	39121620