

## Solid-state relays - ST-OV2-230AC/ 60DC/1 - 2905080

Please be informed that the data shown in this PDF Document is generated from our Online Catalog. Please find the complete data in the user's documentation. Our General Terms of Use for Downloads are valid (<http://phoenixcontact.com/download>)




Plug-in power solid-state relay, with LED and protective circuit in input and output circuits, input: 230 V AC, output: 12 - 60 V DC/max. 1 A, can be plugged into basic terminal blocks

The figure shows version ST-OV 2- 5 DC/ 60 DC/1

RoHS

### Key Commercial Data

Packing unit	1 pc
Minimum order quantity	10 pc
GTIN	 4 017918 079222
GTIN	4017918079222
Weight per Piece (excluding packing)	26.590 g
Custom tariff number	85364900
Country of origin	Germany

### Technical data

#### Dimensions

Width	14.6 mm
Height	33 mm
Depth	66.5 mm

#### Ambient conditions

Ambient temperature (operation)	-20 °C ... 60 °C
Ambient temperature (storage/transport)	-20 °C ... 70 °C

#### Input data

Nominal input voltage $U_N$	230 V AC
-----------------------------	----------

## Solid-state relays - ST-OV2-230AC/ 60DC/1 - 2905080

### Technical data

#### Input data

Input voltage range in reference to $U_N$	0.9 ... 1.1
Input voltage range	207 V AC ... 253 V AC
Switching threshold "0" signal in reference to $U_N$	$\leq 0.4$
Switching threshold "1" signal in reference to $U_N$	$\geq 0.8$
Typical input current at $U_N$	4 mA
Typical response time	3 ms
Typical turn-off time	13 ms
Status display	Yellow LED
Type of protection	Reverse polarity protection
	Surge protection
Protective circuit/component	Polarity protection diode
Transmission frequency	10 Hz

#### Output data

Output voltage range	12 V DC ... 60 V DC
Limiting continuous current	1 A (see derating curve)
Surge current	5 A (t = 1 s)
Peak offstate voltage	60 V DC (Collector-emitter reverse voltage)
Voltage drop at max. limiting continuous current	1.2 V
Output circuit	2-wire, floating
Type of protection	Reverse polarity protection
	Surge protection
Protective circuit/component	Polarity protection diode

#### General

Test voltage input/output	2.5 kV AC
Mounting position	any

#### Standards and Regulations

Standards/regulations	DIN VDE 0110b, Gr. C for 250 V DC
	DIN VDE 0160 (in relevant parts)

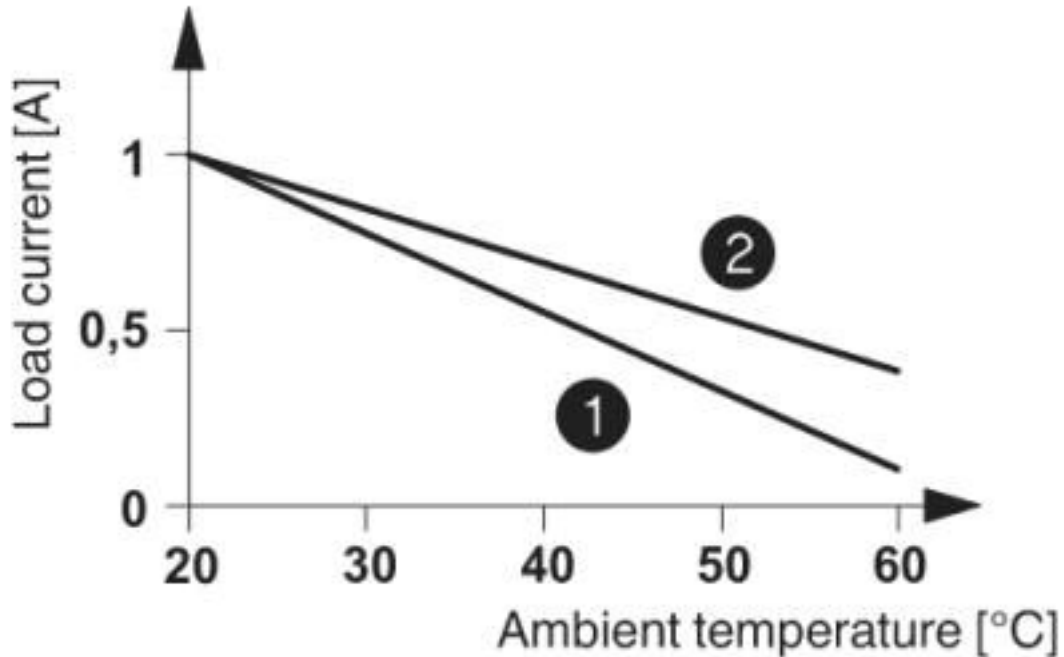
#### Environmental Product Compliance

REACH SVHC	Lead 7439-92-1
China RoHS	Environmentally Friendly Use Period = 50 years
	For details about hazardous substances go to tab "Downloads", Category "Manufacturer's declaration"

### Drawings

## Solid-state relays - ST-OV2-230AC/ 60DC/1 - 2905080

Diagram



- 1 In rows with zero spacing
- 2 stand-alone device

### Classifications

eCl@ss

eCl@ss 10.0.1	27371604
eCl@ss 4.0	27371100
eCl@ss 4.1	27371100
eCl@ss 5.0	27371000
eCl@ss 5.1	27371000
eCl@ss 6.0	27371600
eCl@ss 7.0	27371604
eCl@ss 8.0	27371604
eCl@ss 9.0	27371604

ETIM

ETIM 2.0	EC001504
ETIM 3.0	EC001504
ETIM 4.0	EC001504

## Solid-state relays - ST-OV2-230AC/ 60DC/1 - 2905080

### Classifications

#### ETIM

ETIM 5.0	EC001504
ETIM 6.0	EC001504
ETIM 7.0	EC001504

#### UNSPSC

UNSPSC 6.01	30211916
UNSPSC 7.0901	39121542
UNSPSC 11	39121542
UNSPSC 12.01	39121542
UNSPSC 13.2	39122326
UNSPSC 18.0	39122326
UNSPSC 19.0	39122326
UNSPSC 20.0	39122326
UNSPSC 21.0	39122326

### Approvals

#### Approvals

---

Approvals


EAC / EAC

---

Ex Approvals

---

#### Approval details

EAC		TR_TS_D_00573_c
-----	---	-----------------

EAC		RU*C- DE.*08.B.00010
-----	---	-------------------------