

## Front adapters - FLK 50-PA/EZ-DR/HF/KS/ 600/YOC - 2904990


Please be informed that the data shown in this PDF Document is generated from our Online Catalog. Please find the complete data in the user's documentation. Our General Terms of Use for Downloads are valid (<http://phoenixcontact.com/download>)



Cast front adapter with attached, halogen-free round cable and a 50-pos. socket strip injection-molded on both sides for the connection of Yokogawa ProSafe controllers. Cable length: 6.0 m



### Key Commercial Data

|                      |   |
|----------------------|---|
| Packing unit         | 1   |
| GTIN                 | <br>4 046356 905930 |
| GTIN                 | 4046356905930   |
| Custom tariff number | 85444290  |

### Technical data

#### Note

|              |   |
|--------------|---|
| Type of note | Notes on operation  |
| Note         | No additional touch protection is required when using a SELV/PELV voltage ( $\leq 25$ V AC or 60 V DC). |

#### Ambient conditions

|   |  |
|---|--|
| Ambient temperature (operation)         | -40 °C ... 70 °C (fixed installation)    |
|   | -10 °C ... 70 °C (flexible installation) |
| Ambient temperature (storage/transport) | -40 °C ... 80 °C                         |
| Maximum altitude                        | $\leq 2000$ m                            |
| Degree of protection                    | IP20                                     |
|   | $\geq$ IP54 (Installation location)      |

#### General

|                                    |                   |
|------------------------------------|-------------------|
| Max. permissible operating voltage | 30 V DC           |
| Max. permissible current           | 500 mA (per path) |

## Front adapters - FLK 50-PA/EZ-DR/HF/KS/ 600/YOC - 2904990

### Technical data

#### General

|                        |                       |
|------------------------|-----------------------|
| Mounting position      | any                   |
| Nominal operating mode | 100% operating factor |

#### Standards and Regulations

|                          |                                       |
|--------------------------|---------------------------------------|
| Flame resistance         | IEC 60332-3-22                        |
|                          | IEC 60332-1-2                         |
|                          | VDE 0842, Part 332-1-2                |
| Resistance to oil        | against occasional splashes           |
| Gasoline resistance      | against occasional splashes           |
| Designation              | Air clearances and creepage distances |
| Standards/regulations    | DIN EN 50178                          |
| Rated insulation voltage | 63 V                                  |
| Rated surge voltage      | 0.6 kV                                |
| Insulation               | Functional insulation                 |
| Pollution degree         | 2                                     |
| Overvoltage category     | II                                    |

#### Connection data

|                             |                                |
|-----------------------------|--------------------------------|
| Connection name             | Controller level               |
| Connection method           | Yokogawa, I/O cards compatible |
| Number of connections       | 1                              |
| Number of positions         | 50                             |
| Torque                      | 0.5 Nm (Screw connection)      |
| Insertion/withdrawal cycles | > 50                           |

#### Connection data 2

|                             |                           |
|-----------------------------|---------------------------|
| Connection name             | Field level               |
| Connection method           | Yokogawa, KS compatible   |
| Number of connections       | 1                         |
| Number of positions         | 50                        |
| Torque                      | 0.5 Nm (Screw connection) |
| Insertion/withdrawal cycles | > 50                      |

#### Cable

|   |  |
|---|--|
| Conductor construction: Number of litz wires: | 7  |
| Single wire, material                         | Cu tin-plated                                      |
| Single wire, cross section                    | 0.14 mm <sup>2</sup>                               |
| Shielding                                     | Tinned copper-braided shield, approx. 85% covering |
| Length of cable                               | 6 m  |

## Front adapters - FLK 50-PA/EZ-DR/HF/KS/ 600/YOC - 2904990

### Technical data

#### Cable

|                             |                                     |
|-----------------------------|-------------------------------------|
| Outer sheath, material      | Halogen-free sheath                 |
| External sheath, color      | gray                                |
| Shielding                   | yes                                 |
| Halogen-free cable          | Yes                                 |
| Cable insulation resistance | $\geq 20 \text{ M}\Omega/\text{km}$ |
| Cable resistance            | $\leq 145 \text{ }\Omega/\text{km}$ |

#### Supported controller

|            |                     |
|------------|---------------------|
| Controller | Yokogawa ProSafe-RS |
|------------|---------------------|


#### Environmental Product Compliance

|            |   |
|------------|---|
| REACH SVHC | Lead 7439-92-1  |
| China RoHS | Environmentally Friendly Use Period = 50 years  |
|            | For details about hazardous substances go to tab "Downloads", Category "Manufacturer's declaration" |

#### Drawings

## Front adapters - FLK 50-PA/EZ-DR/HF/KS/ 600/YOC - 2904990

Connection diagram



### Classifications

eCl@ss

|               |          |
|---------------|----------|
| eCl@ss 10.0.1 | 27242292 |
| eCl@ss 4.0    | 27260700 |
| eCl@ss 4.1    | 27260700 |
| eCl@ss 5.0    | 27260700 |
| eCl@ss 5.1    | 27260700 |
| eCl@ss 6.0    | 27249200 |
| eCl@ss 7.0    | 27249290 |

# Front adapters - FLK 50-PA/EZ-DR/HF/KS/ 600/YOC - 2904990

## Classifications

### eCl@ss

|            |          |
|------------|----------|
| eCl@ss 8.0 | 27249290 |
| eCl@ss 9.0 | 27242292 |

### ETIM

|          |          |
|----------|----------|
| ETIM 4.0 | EC002584 |
| ETIM 5.0 | EC002584 |
| ETIM 6.0 | EC002584 |
| ETIM 7.0 | EC002584 |

### UNSPSC

|             |          |
|-------------|----------|
| UNSPSC 13.2 | 32151601 |
| UNSPSC 18.0 | 32151601 |
| UNSPSC 19.0 | 32151601 |
| UNSPSC 20.0 | 32151601 |
| UNSPSC 21.0 | 32151601 |

## Approvals


### Approvals

#### Approvals

UL Listed / cUL Listed / EAC / cULus Listed

#### Ex Approvals

### Approval details

|                    |   |   |               |
|--------------------|---|---|---------------|
| UL Listed          |  | <a href="http://database.ul.com/cgi-bin/XYV/template/LISEXT/1FRAME/index.htm">http://database.ul.com/cgi-bin/XYV/template/LISEXT/1FRAME/index.htm</a> | FILE E 238705 |
| Nominal voltage UN | 125 V   |   |               |
| Nominal current IN | 0.5 A   |   |               |

## Front adapters - FLK 50-PA/EZ-DR/HF/KS/ 600/YOC - 2904990

### Approvals

|                    |  |   |               |
|--------------------|--|---|---------------|
| cUL Listed         |  | <a href="http://database.ul.com/cgi-bin/XYVV/template/LISEXT/1FRAME/index.htm">http://database.ul.com/cgi-bin/XYVV/template/LISEXT/1FRAME/index.htm</a> | FILE E 238705 |
| Nominal voltage UN |  | 125 V   |               |
| Nominal current IN |  | 0.5 A   |               |

|     |  |                         |
|-----|--|-------------------------|
| EAC |  | RU C-<br>DE.A*30.B00767 |
|-----|--|-------------------------|

|              |  |
|--------------|--|
| cULus Listed |  |
|--------------|--|

### Accessories

#### Accessories

##### Marker carrier cable

Cable marker carrier - KME - 0807083



Cable marker carrier, white, unlabeled, mounting type: Assembly with cable binders, cable diameter: > 5 mm, lettering field size: 20 mm x 8 mm

#### Spare parts

Screw set - VF-SCREW-YOKOGAWA/M3X18/DCS - 2902873



Replacement screw M3x18 for Yokogawa system cable, front adapter control side.

## Front adapters - FLK 50-PA/EZ-DR/HF/KS/ 600/YOC - 2904990

### Accessories

Screw set - VF-SCREW-YOKOGAWA/M4X25/KS - 2902874



Replacement screw M4x25 for Yokogawa system cable, module side.

---

---