

Front adapters - FLK 40-PA/EZ-DR/HF/KS/1500/YUC - 2904647

Please be informed that the data shown in this PDF Document is generated from our Online Catalog. Please find the complete data in the user's documentation. Our General Terms of Use for Downloads are valid (<http://phoenixcontact.com/download>)



Cast front adapter with attached, halogen-free round cable and a 40-pos. socket strip injection-molded on both sides for the connection of Yokogawa controllers. Cable length: 15.0 m

Your advantages

- Molded connectors
- Can be screwed on
- KS/AKB-compatible connectors on the module side
- Lateral cable outlet of the I/O module

Key Commercial Data

Packing unit	1 pc
GTIN	 4 046356 868280
GTIN	4046356868280
Custom tariff number	85444290
Country of origin	Germany

Technical data

Note

Type of note	Notes on operation
Note	No additional touch protection is required when using a SELV/PELV voltage (≤ 25 V AC or 60 V DC).

Ambient conditions

Ambient temperature (operation)	-40 °C ... 70 °C (fixed installation)
	-10 °C ... 70 °C (flexible installation)
Ambient temperature (storage/transport)	-40 °C ... 80 °C

Front adapters - FLK 40-PA/EZ-DR/HF/KS/1500/YUC - 2904647

Technical data

Ambient conditions

Maximum altitude	≤ 2000 m
Degree of protection	IP20
	≥ IP54 (Installation location)

General

Max. permissible operating voltage	30 V DC
Max. permissible current	500 mA (per path)
Mounting position	any
Nominal operating mode	100% operating factor

Standards and Regulations

Flame resistance	IEC 60332-3-22
	IEC 60332-1-2
	VDE 0842, Part 332-1-2
Resistance to oil	against occasional splashes
Gasoline resistance	against occasional splashes
Designation	Air clearances and creepage distances
Standards/regulations	DIN EN 50178
Rated insulation voltage	63 V
Rated surge voltage	0.6 kV
Insulation	Functional insulation
Pollution degree	2
Overvoltage category	II

Connection data

Connection name	Control side
Connection method	Yokogawa, I/O cards compatible
Number of connections	1
Number of positions	40
Torque	0.5 Nm (Screw connection)
Insertion/withdrawal cycles	> 50

Connection data 2

Connection name	Field level
Connection method	Yokogawa, KS compatible
Number of connections	1
Number of positions	40
Torque	0.5 Nm (Screw connection)
Insertion/withdrawal cycles	> 50

Front adapters - FLK 40-PA/EZ-DR/HF/KS/1500/YUC - 2904647

Technical data

Cable

Conductor construction: Number of litz wires:	7
Single wire, material	Cu tin-plated
Single wire, cross section	0.14 mm ²
Shielding	Tinned copper-braided shield, approx. 85% covering
Length of cable	15 m
Outer sheath, material	Halogen-free sheath
External sheath, color	gray
Shielding	yes
Halogen-free cable	Yes
Cable insulation resistance	≥ 20 MΩ/km
Cable resistance	≤ 145 Ω/km

Supported controller

Controller	YOKOGAWA CS3000 CentumVP
- suitable I/O card	AAI543
	AAI141
	AAI143
	AAI835
	AAI841
	AAI135
	AAR181
	AAT141
	AAV141
	AAV142
	AAB841
	AAV542
Controller	YOKOGAWA STARDOM
- suitable I/O card	NFAI543
	NFAI141
	NFAI143
	NFAI835
	NFAI841
	NFAI135
	NFAV141
	NFAV142
	NFAB841
	NFAV542

Front adapters - FLK 40-PA/EZ-DR/HF/KS/1500/YUC - 2904647

Technical data

Environmental Product Compliance

REACH SVHC	Lead 7439-92-1
China RoHS	Environmentally Friendly Use Period = 50 years
	For details about hazardous substances go to tab "Downloads", Category "Manufacturer's declaration"

Drawings

Connection diagram

40-pos. connector the I/O card	40-pos. connector to the module	Wire color
1	40	black
2	39	brown
3	38	red
4	37	orange
5	36	yellow
6	35	green
7	34	blue
8	33	violet
9	32	gray
10	31	white
11	30	white-black
12	29	white-brown
13	28	white-red
14	27	white-orange
15	26	white-yellow
16	25	white-green
17	24	white-blue
18	23	white-violet
19	22	white-gray
20	21	brown-black
21	20	brown-red
22	19	brown-orange
23	18	brown-yellow
24	17	brown-green
25	16	brown-blue
26	15	brown-violet
27	14	brown-gray
28	13	brown-white
29	12	green-black
30	11	green-brown
31	10	green-red
32	9	green-orange
33	8	green-blue
34	7	green-violet
35	6	green-gray
36	5	green-white
37	4	yellow-black
38	3	yellow-brown
39	2	yellow-red
40	1	yellow-orange

Front adapters - FLK 40-PA/EZ-DR/HF/KS/1500/YUC - 2904647

Classifications

eCl@ss

eCl@ss 10.0.1	27242292
eCl@ss 4.0	27260700
eCl@ss 4.1	27260700
eCl@ss 5.0	27260700
eCl@ss 5.1	27260700
eCl@ss 6.0	27249200
eCl@ss 7.0	27249290
eCl@ss 8.0	27249290
eCl@ss 9.0	27242292

ETIM

ETIM 4.0	EC002584
ETIM 5.0	EC002584
ETIM 6.0	EC002584
ETIM 7.0	EC002584

UNSPSC

UNSPSC 6.01	30211810
UNSPSC 7.0901	39121409
UNSPSC 11	39121409
UNSPSC 12.01	39121409
UNSPSC 13.2	32151601
UNSPSC 18.0	32151601
UNSPSC 19.0	32151601
UNSPSC 20.0	32151601
UNSPSC 21.0	32151601

Approvals

Approvals

Approvals


UL Listed / cUL Listed / EAC / cULus Listed


Ex Approvals

Front adapters - FLK 40-PA/EZ-DR/HF/KS/1500/YUC - 2904647


Approvals

Approval details

UL Listed		http://database.ul.com/cgi-bin/XYV/template/LISEXT/1FRAME/index.htm	FILE E 238705
Nominal voltage UN		125 V	
Nominal current IN		0.5 A	

cUL Listed		http://database.ul.com/cgi-bin/XYV/template/LISEXT/1FRAME/index.htm	FILE E 238705
Nominal voltage UN		125 V	
Nominal current IN		0.5 A	

EAC		RU C- DE.A*30.B00767
-----	---	-------------------------

cULus Listed	
--------------	---

Accessories

Accessories

Marker carrier cable

Cable marker carrier - KME - 0807083



Cable marker carrier, white, unlabeled, mounting type: Assembly with cable binders, cable diameter: > 5 mm, lettering field size: 20 mm x 8 mm

Spare parts

Front adapters - FLK 40-PA/EZ-DR/HF/KS/1500/YUC - 2904647

Accessories

Screw set - VF-SCREW-YOKOGAWA/M3X18/DCS - 2902873



Replacement screw M3x18 for Yokogawa system cable, front adapter control side.

Screw set - VF-SCREW-YOKOGAWA/M4X25/KS - 2902874



Replacement screw M4x25 for Yokogawa system cable, module side.
