

Cable - FLK 14/16/EZ-DR/HF/ 800/S7 - 2904527


Please be informed that the data shown in this PDF Document is generated from our Online Catalog. Please find the complete data in the user's documentation. Our General Terms of Use for Downloads are valid (<http://phoenixcontact.com/download>)



Assembled, halogen-free round cable; controller: SIMATIC® TOP connect; connection 1: IDC/FLK socket strip (1x 16-position); connection 2: IDC/FLK socket strip (1x 14-position); cable length: 8 m



Key Commercial Data

Packing unit	1
GTIN	 4 046356 859479
GTIN	4046356859479
Custom tariff number	85444290

Technical data

Ambient conditions

Ambient temperature (operation)	-40 °C ... 70 °C (fixed installation)
	-10 °C ... 70 °C (flexible installation)
Ambient temperature (storage/transport)	-40 °C ... 80 °C
Maximum altitude	≤ 2000 m
Degree of protection	IP00
	≥ IP54 (Installation location)

General

Max. permissible operating voltage	25 V AC
	60 V DC
Max. current carrying capacity per path	1 A (50 °C)
	0.6 A (70°C)
Length of cable	8 m
External cable diameter	5.8 mm ±0.4 mm

Cable - FLK 14/16/EZ-DR/HF/ 800/S7 - 2904527

Technical data

General

Single wire, cross section	0.14 mm ²
Single wire, cross section [AWG]	26
Single wire, number of litz wires	7
Single wire, material	Cu tin-plated
Wire diameter incl. insulation	1 mm ±0.03 mm
Smallest bending radius, fixed installation	50 mm
Smallest bending radius, movable installation	93 mm
Bending cycles	5000 (at a radius of ≥ 15x outside diameter)
Cable, preassembly	Insulation displacement, IEC 60352-4/DIN EN 60352-4
Shielding	no
Cable insulation resistance	≥ 20 MΩ/km (20 °C)
Cable resistance	≤ 145 Ω/km (20 °C)
Outer sheath, material	halogen-free (type 2)
External sheath, color	gray
Nominal operating mode	100% operating factor

Connection data

Connection name	Field level
Connection in acc. with standard	IEC 60603-13
Connection method	IDC/FLK socket strip
Number of connections	1
Number of positions	14
Insertion/withdrawal cycles	> 50
Pitch	2.54 mm

Connection data 2

Connection name	Controller level
Connection in acc. with standard	IEC 60603-13
Connection method	IDC/FLK socket strip
Number of connections	1
Number of positions	16
Insertion/withdrawal cycles	> 50
Pitch	2.54 mm

Standards and Regulations

Flame resistance	IEC 60332-1-2
	VDE 0842, Part 332-1-2
	IEC 60332-3-22
Resistance to oil	against occasional splashes

Cable - FLK 14/16/EZ-DR/HF/ 800/S7 - 2904527

Technical data

Standards and Regulations

Gasoline resistance	against occasional splashes
Designation	Air clearances and creepage distances
Standards/regulations	DIN EN 50178
Rated insulation voltage	63 V
Rated surge voltage	0.6 kV
Insulation	Functional insulation
Pollution degree	2
Overvoltage category	II

Supported controller

Controller	SIEMENS TOP connect
------------	---------------------

Color code

Connector 1 = connector 2 (optional) = wire color	IDC/FLK16 (1) = IDC/FLK14 (10) = white
	IDC/FLK16 (2) = IDC/FLK14 (8) = violet
	IDC/FLK16 (3) = IDC/FLK14 (12) = white-brown
	IDC/FLK16 (4) = IDC/FLK14 (7) = blue
	IDC/FLK16 (5) = IDC/FLK14 (14) = white-orange
	IDC/FLK16 (6) = IDC/FLK14 (6) = green
	IDC/FLK16 (7) =
	IDC/FLK16 (8) = IDC/FLK14 (5) = yellow
	IDC/FLK16 (9) = IDC/FLK14 (9) = gray
	IDC/FLK16 (10) = IDC/FLK14 (4) = orange
	IDC/FLK16 (11) = IDC/FLK14 (11) = white-black
	IDC/FLK16 (12) = IDC/FLK14 (3) = red
	IDC/FLK16 (13) = IDC/FLK14 (13) = white-red
	IDC/FLK16 (14) = IDC/FLK14 (2) = brown
	IDC/FLK16 (15) =
	IDC/FLK16 (16) = IDC/FLK14 (1) = black

Environmental Product Compliance

China RoHS	Environmentally Friendly Use Period = 50 years
	For details about hazardous substances go to tab "Downloads", Category "Manufacturer's declaration"

Drawings

Cable - FLK 14/16/EZ-DR/HF/ 800/S7 - 2904527

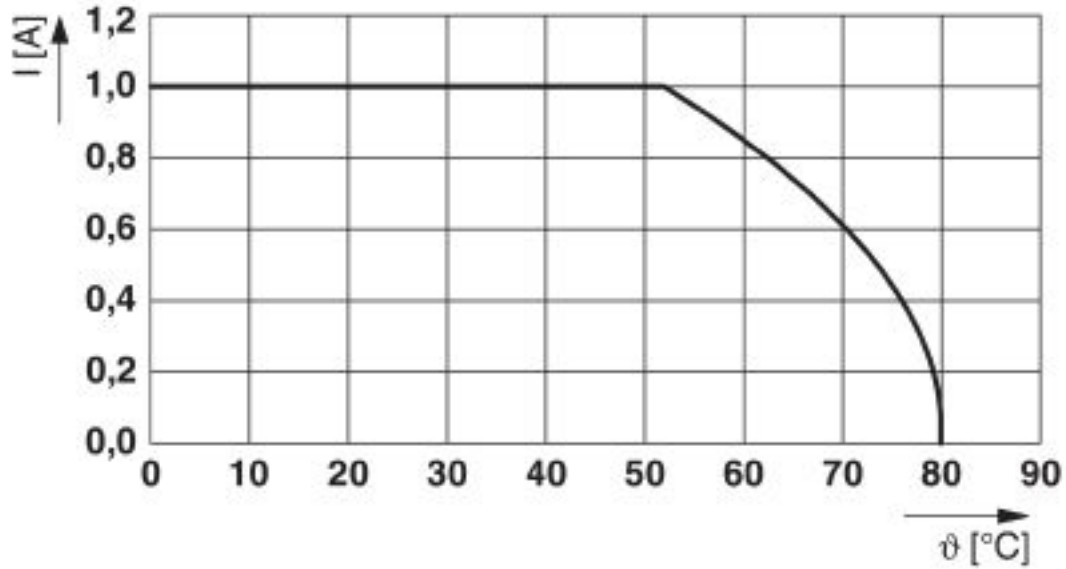
Connection diagram

14-pos. Socket strip PIN	16-pos. Socket strip PIN	Wire color
1	16	Black
2	14	Brown
3	12	Red
4	10	Orange
5	8	Yellow
6	6	Green
7	4	Blue
8	2	Violet
9	9	Gray
10	1	White
11	11	White-black
12	3	White-brown
13	13	White-red
14	5	White-orange
	7	-
	15	-

Pin assignment and color code

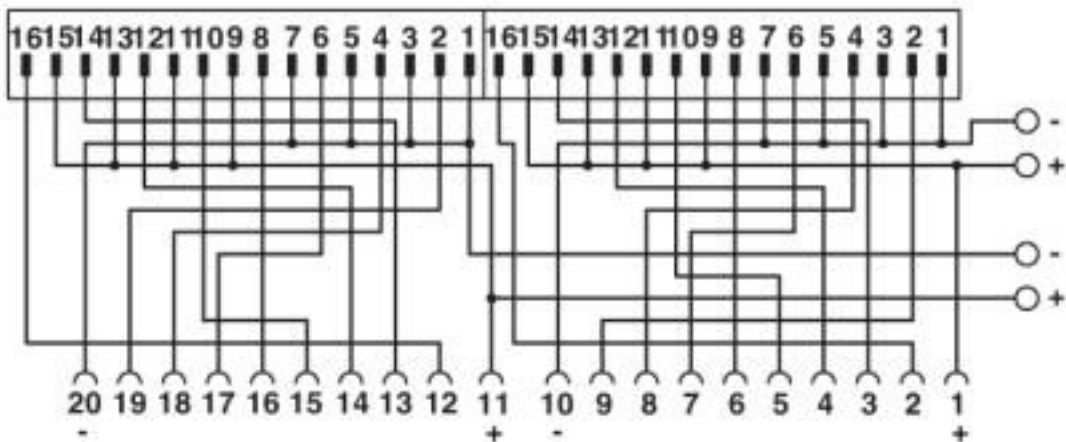
Cable - FLK 14/16/EZ-DR/HF/ 800/S7 - 2904527

Diagram



Maximum permissible current per path in uncoiled state

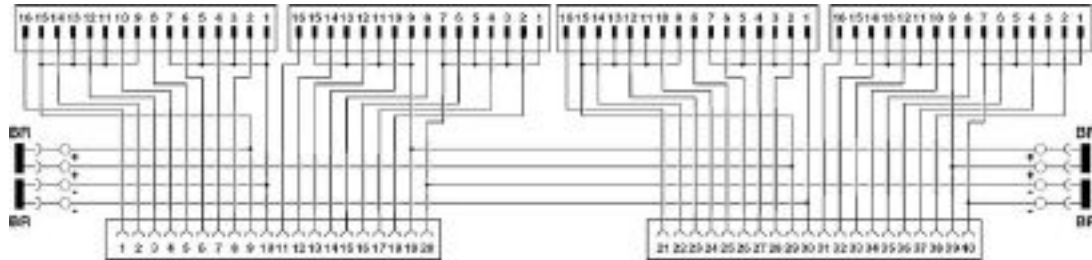
Circuit diagram



Pin assignment Siemens S7 front connector modules 6ES7 921-3...

Cable - FLK 14/16/EZ-DR/HF/ 800/S7 - 2904527

Circuit diagram



Pin assignment of digital Siemens S7 front plug-in modules 6ES7 921-5AB20-0AA0 or 6ES7 921-5AH20-0AA0

Classifications

eCl@ss

eCl@ss 10.0.1	27242220
eCl@ss 4.0	27060300
eCl@ss 4.1	27060300
eCl@ss 5.0	27242200
eCl@ss 5.1	27242200
eCl@ss 6.0	27249200
eCl@ss 7.0	27249205
eCl@ss 8.0	27249205
eCl@ss 9.0	27242220

ETIM

ETIM 2.0	EC000237
ETIM 3.0	EC000237
ETIM 4.0	EC000237
ETIM 5.0	EC000237
ETIM 6.0	EC000237
ETIM 7.0	EC000237

UNSPSC

UNSPSC 6.01	26121620
UNSPSC 7.0901	26121620
UNSPSC 11	26121620
UNSPSC 12.01	26121620
UNSPSC 13.2	26121620
UNSPSC 18.0	26121620
UNSPSC 19.0	26121620
UNSPSC 20.0	26121620

Cable - FLK 14/16/EZ-DR/HF/ 800/S7 - 2904527

Classifications

UNSPSC

UNSPSC 21.0	26121620
-------------	----------

Approvals


Approvals


Approvals


UL Listed / cUL Listed / EAC / cULus Listed


Ex Approvals

Approval details

UL Listed		http://database.ul.com/cgi-bin/XYV/template/LISEXT/1FRAME/index.htm	FILE E 238705
Nominal voltage UN	125 V		
Nominal current IN	1 A		

cUL Listed		http://database.ul.com/cgi-bin/XYV/template/LISEXT/1FRAME/index.htm	FILE E 238705
Nominal voltage UN	125 V		
Nominal current IN	1 A		

EAC		RU* DE.HB*35.B00385
-----	---	------------------------

cULus Listed	
--------------	---