

Inline function terminal - IB IL DI 8/S0-PAC - 2897020

Please be informed that the data shown in this PDF Document is generated from our Online Catalog. Please find the complete data in the user's documentation. Our General Terms of Use for Downloads are valid (<http://phoenixcontact.com/download>)



Inline, Digital input terminal, Digital inputs: 8 (S0 counter inputs), 24 V DC, connection method: 4-wire, transmission speed in the local bus: 500 kbps, degree of protection: IP20, including Inline connectors and marking fields

Product Description


The IB IL DI 8/S0-PAC terminal is designed for use within an Inline station. It is ideal for recording counting pulses from impulse encoders with an S0 interface in acc. with DIN 43864 and for Class A impulse encoders in acc. with IEC 62053-31.

Your advantages

- 8 digital inputs
- Connection of sensors in 2, 3, and 4-wire technology
- Maximum permissible load current per sensor: 250 mA
- Maximum permissible load current from the terminal: 2 A
- 32-bit counter (up and down)
- Diagnostic and status indicators

RoHS

Key Commercial Data

Packing unit	1 pc
GTIN	 4 046356 133098
GTIN	4046356133098
Weight per Piece (excluding packing)	220.000 g
Custom tariff number	85389099
Country of origin	Germany

Technical data

Note

Utilization restriction	EMC: class A product, see manufacturer's declaration in the download area
-------------------------	---

Inline function terminal - IB IL DI 8/S0-PAC - 2897020

Technical data

Dimensions

Width	48.8 mm
Height	119.8 mm
Depth	71.5 mm
Note on dimensions	Housing dimensions

Ambient conditions

Ambient temperature (operation)	-25 °C ... 55 °C
Ambient temperature (storage/transport)	-25 °C ... 85 °C
Permissible humidity (operation)	10 % ... 95 % (non-condensing)
Permissible humidity (storage/transport)	10 % ... 95 % (non-condensing)
Air pressure (operation)	80 kPa ... 106 kPa (up to 2000 m above sea level)
Air pressure (storage/transport)	70 kPa ... 106 kPa (up to 3000 m above sea level)
Degree of protection	IP20

General

Mounting type	DIN rail
Net weight	118 g
Note on weight specifications	with connectors
Operating mode	Process data mode with two words

Interfaces

Designation	Inline local bus
Connection method	Inline data jumper
Transmission speed	500 kbps

Digital inputs

Input name	Digital inputs
Description of the input	IEC 62053-31 and DIN 43864
Connection method	Spring-cage connection
Connection technology	4-wire
Number of inputs	8 (S0 counter inputs)
Nominal input voltage U_{IN}	24 V DC
Input voltage	24 V DC

Inline potentials

Designation	Communications power (U_L)
Supply voltage	7.5 V DC (via voltage jumper)
Current consumption	max. 55 mA
Designation	Segment circuit supply (U_S)
Supply voltage	24 V DC (via voltage jumper)

Inline function terminal - IB IL DI 8/S0-PAC - 2897020

Technical data

Inline potentials

Supply voltage range	19.2 V DC ... 30 V DC (including all tolerances, including ripple)
Power supply unit	max. 70 mA (without sensor supply, inputs active)
Current consumption	max. 2 A (incl. sensor supply)
Power supply unit	max. 70 mA (without sensor supply, inputs active)

Electrical isolation

Test section	7.5 V supply (bus logics)/24 V supply (I/O) 500 V AC 50 Hz 1 min.
	24 V supply (I/O) / functional earth ground 500 V AC 50 Hz 1 min.
	7.5 V supply (bus logics) / functional earth ground 500 V AC 50 Hz 1 min.

Standards and Regulations

Protection class	III (IEC 61140, EN 61140, VDE 0140-1)
------------------	---------------------------------------

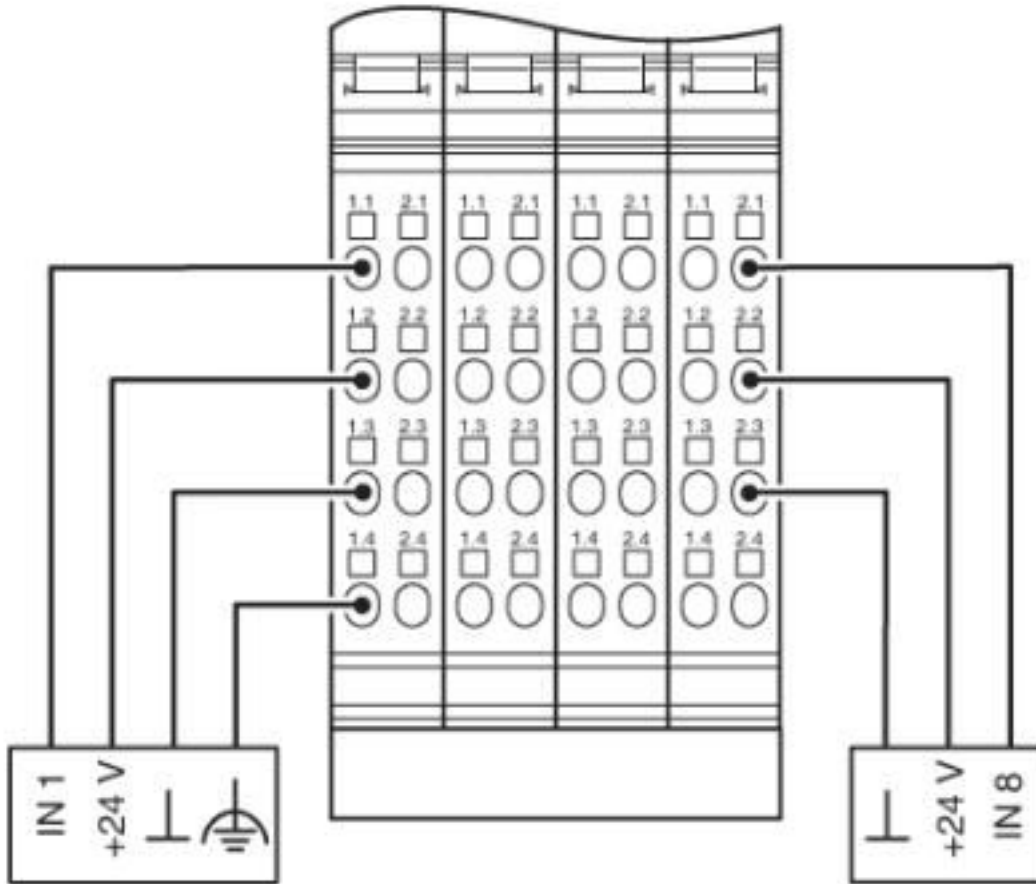
Environmental Product Compliance

China RoHS	Environmentally friendly use period: unlimited = EFUP-e
	No hazardous substances above threshold values

Drawings

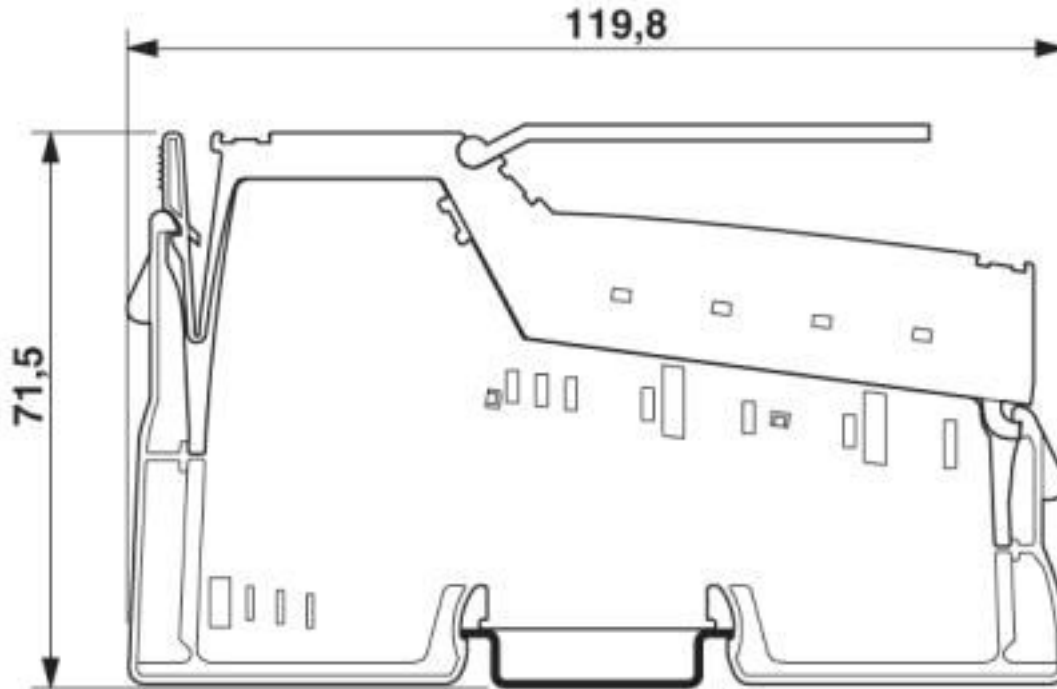
Inline function terminal - IB IL DI 8/S0-PAC - 2897020

Connection diagram



Inline function terminal - IB IL DI 8/S0-PAC - 2897020

Dimensional drawing



Classifications

eCl@ss

eCl@ss 10.0.1	27242605
eCl@ss 4.0	27250300
eCl@ss 4.1	27250300
eCl@ss 5.0	27250300
eCl@ss 5.1	27242600
eCl@ss 6.0	27242600
eCl@ss 7.0	27242605
eCl@ss 8.0	27242605
eCl@ss 9.0	27242605

ETIM

ETIM 2.0	EC001430
ETIM 3.0	EC001599
ETIM 4.0	EC001601
ETIM 5.0	EC001601
ETIM 6.0	EC001601
ETIM 7.0	EC001601

Inline function terminal - IB IL DI 8/S0-PAC - 2897020

Classifications

UNSPSC

UNSPSC 6.01	43172015
UNSPSC 7.0901	43201404
UNSPSC 11	43172015
UNSPSC 12.01	43201404
UNSPSC 13.2	32151602
UNSPSC 18.0	32151602
UNSPSC 19.0	32151602
UNSPSC 20.0	32151602
UNSPSC 21.0	32151602

Accessories

Accessories

Connector set

Connector set - IB IL DI/DO 8-PLSET - 2860950



Connector set

Connector set - IB IL DI/DO 8-PLSET/CP - 2860963



Connector set, for IB IL DI/DO 8, copper, with color print.

Labeling panel

Labeling field - IB IL FIELD 2 - 2727501

Labeling field, width: 12.2 mm



Inline function terminal - IB IL DI 8/S0-PAC - 2897020

Accessories

Labeling field - IB IL FIELD 8 - 2727515

Labeling field, width: 48.8 mm



Plug

Inline connector - IB IL SCN-8 - 2726337

Connector, for digital 1, 2 or 8-channel Inline terminals



Inline connector - IB IL SCN-8-CP - 2727608

Inline connector, colored



Terminal marking

Insert strip - ESL 62X10 - 0809492

Insert strip, Sheet, white, unlabeled, can be labeled with: Office printing systems: Laser printer, mounting type: insert, lettering field size: 62 x 10 mm, Number of individual labels: 72



Insert strip - ESL 62X46 - 0809502

Insert strip, Sheet, white, unlabeled, can be labeled with: Office printing systems: Laser printer, mounting type: insert, lettering field size: 62 x 46 mm, Number of individual labels: 120



Inline function terminal - IB IL DI 8/S0-PAC - 2897020

Accessories

Phoenix Contact 2020 © - all rights reserved
<http://www.phoenixcontact.com>