

Surge protection device - D-LAN-19"-8 - 2880163

Please be informed that the data shown in this PDF Document is generated from our Online Catalog. Please find the complete data in the user's documentation. Our General Terms of Use for Downloads are valid (<http://phoenixcontact.com/download>)


19" rack with 8 surge protected ports for data interfaces in Ethernet (1000Base-T), Token Ring and FDDI/CDDI networks in acc. with Class D/EN 50173 (CAT5e), connection on the protective device: RJ45 sockets



Your advantages

- ✓ 19" rack for installation in storey distributors
- ✓ Protection of all eight signal wires of the data cable
- ✓ Reliable transmission speeds up to 1 Gbps
- ✓ Up to 24 ports with RJ45 connection
- ✓ Indirect grounding via a gas-filled surge arrester in the housing
- ✓ Direct grounding via a connection on the housing

Key Commercial Data

Packing unit	1 pc
GTIN	 4 017918 962814
GTIN	4017918962814
Weight per Piece (excluding packing)	3,120.000 g
Custom tariff number	85363010
Country of origin	Germany

Technical data

Dimensions

Height	44 mm
Width	483 mm
Depth	160 mm
Height unit	1 U

Surge protection device - D-LAN-19"-8 - 2880163

Technical data

Ambient conditions

Ambient temperature (operation)	-40 °C ... 80 °C
Degree of protection	IP20

General

Housing material	Sheet steel
Color	beige
Standards for clearances and creepage distances	DIN VDE 0110-1
	IEC 60664-1
Overvoltage category	II
Degree of pollution	2
Mounting type	19" rack
Type	19" rack patch module
Number of positions	8
Direction of action	Line-Line & Line-Signal Ground/Shield & Signal Ground/Shield-Earth Ground

Protective circuit

IEC test classification	C1
	C2
	C3
	B3
Maximum continuous voltage U_C	6 V DC (Core - core)
Maximum continuous voltage U_C (line-earth)	68 V DC (optional: +/- 6 V DC)
Rated current	1.5 A (25 °C)
Operating effective current I_C at U_C	≤ 1 mA
Residual current I_{PE}	≤ 1 mA (jumper 2 unplugged)
Nominal discharge current I_n (8/20) μ s (line-line)	350 A
Nominal discharge current I_n (8/20) μ s (line-earth)	350 A
Nominal discharge current I_n (8/20) μ s (shield-earth)	2.5 kA (with insulated housing)
Total discharge current I_{total} (8/20) μ s	10 kA
Nominal pulse current I_{an} (10/1000) μ s (line-line)	100 A
Nominal pulse current I_{an} (10/1000) μ s (line-earth)	100 A
Output voltage limitation at 1 kV/ μ s (line-line) static	≤ 20 V
Output voltage limitation at 1 kV/ μ s (line-earth) static	≤ 30 V (J2 plugged)
	≤ 170 V (J2 unplugged)
Output voltage limitation at 1 kV/ μ s (shield-earth) static	≤ 700 V (with insulated shield)
Residual voltage at I_n (line-line)	≤ 65 V
Residual voltage at I_n (line-earth)	≤ 45 V (J2 ON)

Surge protection device - D-LAN-19"-8 - 2880163

Technical data

Protective circuit

	≤ 220 V (J2 OFF)
Residual voltage at I_n (shield-earth)	≤ 700 V
Voltage protection level U_p (line-line)	≤ 50 V (C1 - 500 V / 250 A)
Voltage protection level U_p (line-earth)	≤ 40 V (C1 - 500 V / 250 A (J2 ON))
	≤ 180 V (C1 - 500 V / 250 A (J2 OFF))
Voltage protection level U_p (shield-earth)	≤ 800 V (with insulated housing)
Response time t_A (line-line)	≤ 1 ns
Response time t_A (line-earth)	≤ 1 ns
Response time t_A (line-shield)	≤ 100 ns
Input attenuation a_E , sym.	typ. 1 dB (≤ 100 MHz)
Near-end crosstalk attenuation	typ. 36 dB (100 Ω system / 100 MHz)
Cut-off frequency f_g (3 dB), sym. in 100 Ohm system	> 100 MHz
Capacity (line-line)	typ. 20 pF
Capacity (line-earth)	typ. 1 pF
Surge protection fault message	none
Impulse durability (line-line)	C1 - 500 V / 250 A
Impulse durability (line-earth)	C1 - 500 V / 250 A
Impulse durability (shield-earth)	C2 - 4 kV/2 kA

Connection data

Connection method	RJ45
Connection method IN	RJ45 socket
Connection method OUT	RJ45 socket
Connection technology	Network interfaces (e.g. Ethernet, Token Ring and CDDI/FDDI)

Standards and Regulations

Standards/regulations	IEC 61643-21
	DIN EN 50173-1
Standards/specifications	IEC 61643-21 2000

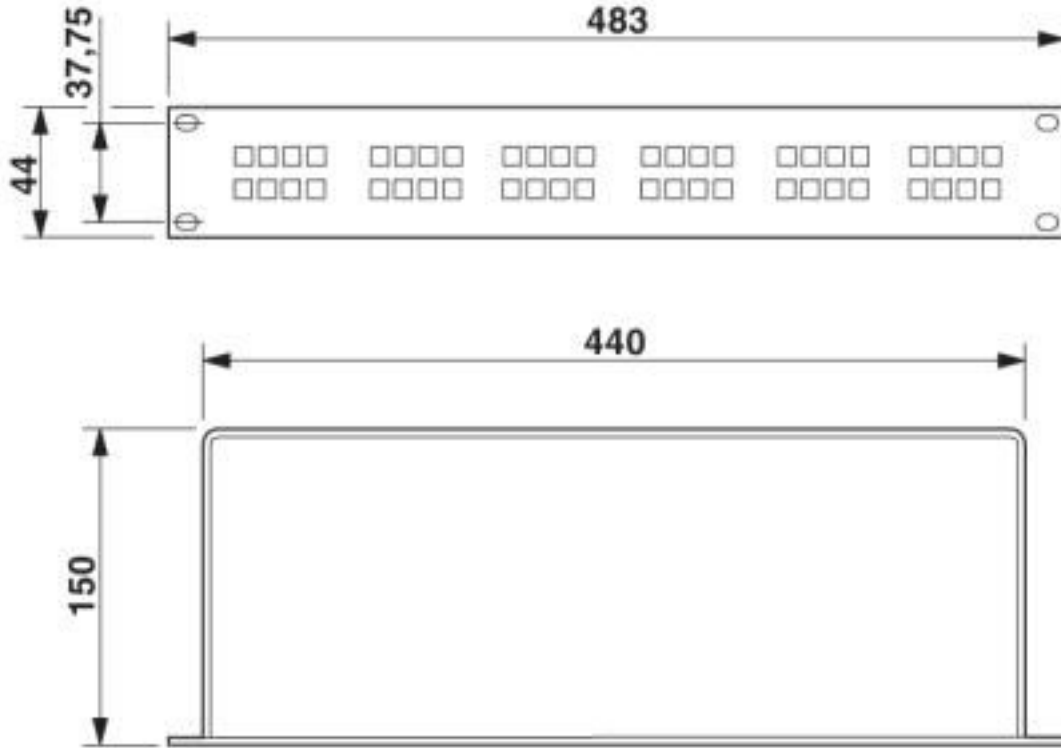
Environmental Product Compliance

REACH SVHC	Lead 7439-92-1
------------	----------------

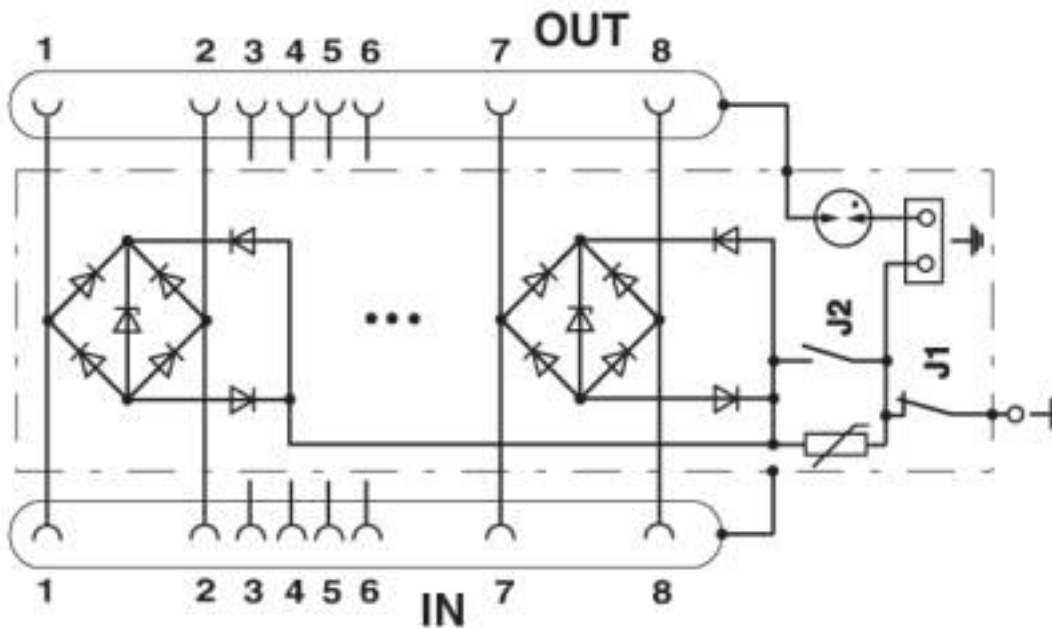
Drawings

Surge protection device - D-LAN-19"-8 - 2880163

Dimensional drawing



Circuit diagram



Surge protection device - D-LAN-19"-8 - 2880163

Classifications

eCl@ss

eCl@ss 10.0.1	27130807
eCl@ss 4.0	27130800
eCl@ss 4.1	27130800
eCl@ss 5.0	27130800
eCl@ss 5.1	27130800
eCl@ss 6.0	27130800
eCl@ss 7.0	27130807
eCl@ss 8.0	27130807
eCl@ss 9.0	27130807

ETIM

ETIM 2.0	EC000943
ETIM 3.0	EC000943
ETIM 4.0	EC000943
ETIM 5.0	EC000943
ETIM 6.0	EC000943
ETIM 7.0	EC000943

UNSPSC

UNSPSC 6.01	30212010
UNSPSC 7.0901	39121610
UNSPSC 11	39121610
UNSPSC 12.01	39121610
UNSPSC 13.2	39121620
UNSPSC 18.0	39121620
UNSPSC 19.0	39121620
UNSPSC 20.0	39121620
UNSPSC 21.0	39121620

Approvals

Approvals

Approvals

EAC

Ex Approvals

Surge protection device - D-LAN-19"-8 - 2880163

Approvals

Approval details

EAC



RU C-
DE.A*30.B01561

Accessories

Additional products

Patch cable - FL CAT6 PATCH 0,5 - 2891288



Patch cable, CAT6, pre-assembled, 0.5 m

Patch cable - FL CAT6 PATCH 1,5 - 2891482



Patch cable, CAT6, pre-assembled, 1.5 m
