

## Inline terminal - IB IL AI 4/EF-2MBD-PAC - 2878641

Please be informed that the data shown in this PDF Document is generated from our Online Catalog. Please find the complete data in the user's documentation. Our General Terms of Use for Downloads are valid (<http://phoenixcontact.com/download>)



Inline, Analog input terminal, Analog inputs: 4, 0 V ... 5 V, -5 V ... 5 V, 0 V ... 10 V, -10 V ... 10 V, 0 mA ... 20 mA, 4 mA ... 20 mA, -20 mA ... 20 mA, connection method: 2, 3, 4-wire, transmission speed in the local bus: 2 Mbps, degree of protection: IP20, including Inline connectors and marking fields


### Product Description

The terminal is designed for use within an Inline station. It is used to acquire analog voltage and current signals.

### Your advantages

- Bus-synchronous provision of input values with very low jitter (< 10  $\mu$ s)
- Measured value acquisition with 16-bit resolution
- 4 differential signal inputs
- Connection of sensors in 2, 3, and 4-wire technology
- Current ranges: 0 mA ... 20 mA, 4 mA ... 20 mA,  $\pm$ 20 mA
- Voltage ranges: 0 V ... 10 V,  $\pm$ 10 V, 0 V ... 5 V,  $\pm$ 5 V
- Short-circuit
- Diagnostic and status indicators

### Key Commercial Data

Packing unit	1 pc
GTIN	 4 017918 996413
GTIN	4017918996413
Weight per Piece (excluding packing)	200.000 g
Custom tariff number	85389091
Country of origin	Germany

# Inline terminal - IB IL AI 4/EF-2MBD-PAC - 2878641

## Technical data

### Note

Utilization restriction	EMC: class A product, see manufacturer's declaration in the download area
-------------------------	---

### Dimensions

Width	48.8 mm
Height	135 mm
Depth	71.5 mm

### Ambient conditions

Ambient temperature (operation)	-25 °C ... 55 °C
Ambient temperature (storage/transport)	-25 °C ... 85 °C
Permissible humidity (operation)	10 % ... 95 % (according to DIN EN 61131-2)
Permissible humidity (storage/transport)	10 % ... 95 % (according to DIN EN 61131-2)
Air pressure (operation)	70 kPa ... 106 kPa (up to 3000 m above sea level)
Air pressure (storage/transport)	70 kPa ... 106 kPa (up to 3000 m above sea level)
Degree of protection	IP20

### General

Mounting type	DIN rail
Color	green
Net weight	210 g
Note on weight specifications	with connectors

### Interfaces

Designation	Inline local bus
Connection method	Inline data jumper
Transmission speed	2 Mbps
Transmission physics	Copper

### Inline potentials

Designation	Communications power ( $U_L$ )
Supply voltage	7.5 V DC (via voltage jumper)
Current consumption	typ. 110 mA
	max. 125 mA
Designation	Supply of analog modules ( $U_{ANA}$ )
Supply voltage	24 V DC
Supply voltage range	19.2 V DC ... 30 V DC (including all tolerances, including ripple)
Current consumption	typ. 13 mA
	max. 20 mA
Designation	Main circuit supply ( $U_M$ )

## Inline terminal - IB IL AI 4/EF-2MBD-PAC - 2878641

### Technical data

#### Inline potentials

Supply voltage	24 V DC (via voltage jumper)
Supply voltage range	19.2 V DC ... 30 V DC (including all tolerances, including ripple)
Current consumption	max. 200 mA

#### Analog inputs

Description of the input	Differential input, including sensor supply (24 V DC)
Input name	Analog inputs
Number of inputs	4
Connection method	Inline shield connector
Connection technology	2, 3, 4-wire
Note regarding the connection technology	shielded
A/D conversion time	max. 10 µs
A/D converter resolution	16 bit
Limit frequency (3 dB)	500 Hz
Type of protection	Transient protection
	Overload protection
Data formats	IB IL, IB ST, standardized representation, S7 compatible
Measured value resolution	16 bits (15 bits + sign bit)
Current input signal	0 mA ... 20 mA
	4 mA ... 20 mA
	-20 mA ... 20 mA
Input resistance current input	approx. 110 Ω
Voltage input signal	0 V ... 5 V
	-5 V ... 5 V
	0 V ... 10 V
	-10 V ... 10 V
Input resistance of voltage input	300 kΩ

#### Electrical isolation

Test section	5 V supply, incoming remote bus/7.5 V supply (bus logics) 500 V AC 50 Hz 1 min.
	5 V supply, outgoing remote bus/7.5 V supply (bus logics) 500 V AC 50 Hz 1 min.
	7.5 V supply (bus logic), 24 V supply $U_{ANA}$ / I/O 500 V AC 50 Hz 1 min.
	7.5 V supply (bus logic), 24 V supply $U_{ANA}$ /functional earth ground 500 V AC 50 Hz 1 min.
	I/O / functional earth ground 500 V AC 50 Hz 1 min.

#### Standards and Regulations

Connection in acc. with standard	CUL
----------------------------------	-----

# Inline terminal - IB IL AI 4/EF-2MBD-PAC - 2878641

## Technical data

### Standards and Regulations

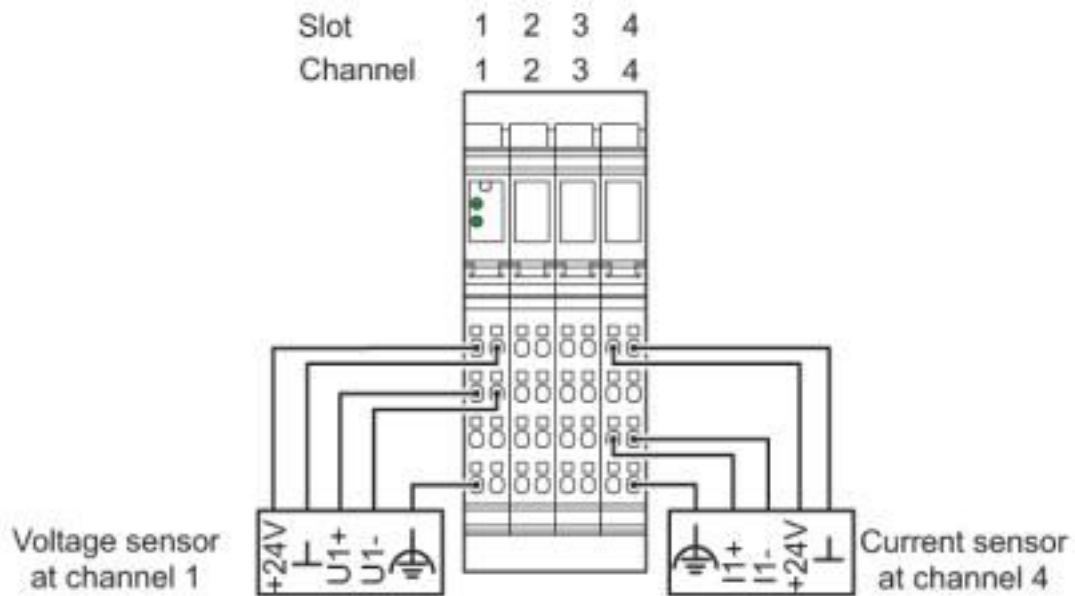
Protection class	III (IEC 61140, EN 61140, VDE 0140-1)
------------------	---------------------------------------

### Environmental Product Compliance

REACH SVHC	Lead 7439-92-1
China RoHS	Environmentally friendly use period: unlimited = EFUP-e
	No hazardous substances above threshold values

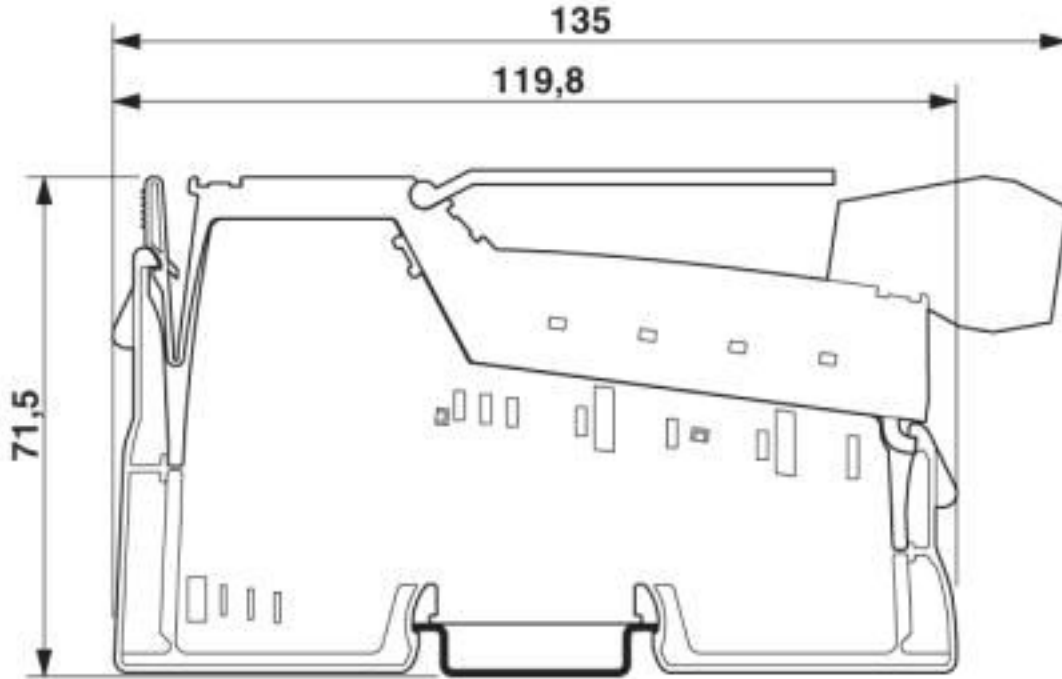
## Drawings

Connection diagram



# Inline terminal - IB IL AI 4/EF-2MBD-PAC - 2878641

Dimensional drawing



## Classifications

eCl@ss

eCl@ss 10.0.1	27242601
eCl@ss 4.0	27250300
eCl@ss 4.1	27250300
eCl@ss 5.0	27250300
eCl@ss 5.1	27242600
eCl@ss 6.0	27242600
eCl@ss 7.0	27242601
eCl@ss 8.0	27242601
eCl@ss 9.0	27242601

ETIM

ETIM 2.0	EC001431
ETIM 3.0	EC001596
ETIM 4.0	EC001596
ETIM 5.0	EC001596
ETIM 6.0	EC001596
ETIM 7.0	EC001596

# Inline terminal - IB IL AI 4/EF-2MBD-PAC - 2878641

## Classifications

### UNSPSC

UNSPSC 6.01	43172015
UNSPSC 7.0901	43201404
UNSPSC 11	43172015
UNSPSC 12.01	43201404
UNSPSC 13.2	32151602
UNSPSC 18.0	32151602
UNSPSC 19.0	32151602
UNSPSC 20.0	32151602
UNSPSC 21.0	32151602

## Approvals

### Approvals

Approvals

UL Recognized / cUL Recognized / cULus Recognized

Ex Approvals

### Approval details

UL Recognized		<a href="http://database.ul.com/cgi-bin/XYV/template/LISEXT/1FRAME/index.htm">http://database.ul.com/cgi-bin/XYV/template/LISEXT/1FRAME/index.htm</a>	FILE E 140324
---------------	--	---	---------------

cUL Recognized		<a href="http://database.ul.com/cgi-bin/XYV/template/LISEXT/1FRAME/index.htm">http://database.ul.com/cgi-bin/XYV/template/LISEXT/1FRAME/index.htm</a>	FILE E 140324
----------------	--	---	---------------

cULus Recognized			
------------------	--	--	--

## Accessories

Accessories

Labeling panel

## Inline terminal - IB IL AI 4/EF-2MBD-PAC - 2878641

### Accessories

Labeling field - IB IL FIELD 2 - 2727501

Labeling field, width: 12.2 mm



Labeling field - IB IL FIELD 8 - 2727515

Labeling field, width: 48.8 mm



### Plug

Inline shield connector - IB IL SCN-6 SHIELD - 2726353



Inline shield connector

### Terminal marking

Insert strip - ESL 62X10 - 0809492



Insert strip, Sheet, white, unlabeled, can be labeled with: Office printing systems: Laser printer, mounting type: insert, lettering field size: 62 x 10 mm, Number of individual labels: 72

Insert strip - ESL 62X46 - 0809502



Insert strip, Sheet, white, unlabeled, can be labeled with: Office printing systems: Laser printer, mounting type: insert, lettering field size: 62 x 46 mm, Number of individual labels: 120

# Inline terminal - IB IL AI 4/EF-2MBD-PAC - 2878641

## Accessories

---

---

Phoenix Contact 2020 © - all rights reserved  
<http://www.phoenixcontact.com>