

I/O module - ILB PB 24 DI16 DO16 - 2862411

Please be informed that the data shown in this PDF Document is generated from our Online Catalog. Please find the complete data in the user's documentation. Our General Terms of Use for Downloads are valid (<http://phoenixcontact.com/download>)




Inline, Block IO, PROFIBUS DP, D-SUB-9 female connector, Digital inputs: 16, 24 V DC, connection method: 3-wire, Digital outputs: 16, 24 V DC, 500 mA, connection method: 3-wire, degree of protection: IP20, including Inline connector

Your advantages

- 16 digital inputs
- 16 digital outputs
- Connection of sensors in 2 and 3-wire technology
- Connection of actuators in 2 and 3-wire technology
- Maximum permissible load current per sensor: 125 mA
- Nominal current per output: 500 mA
- Diagnostic and status indicators



Key Commercial Data

Packing unit	1 pc
GTIN	 4 017918 923884
GTIN	4017918923884
Weight per Piece (excluding packing)	515.800 g
Custom tariff number	85389091
Country of origin	Germany

Technical data

Note

Utilization restriction	EMC: class A product, see manufacturer's declaration in the download area
-------------------------	---

Dimensions

I/O module - ILB PB 24 DI16 DO16 - 2862411

Technical data

Dimensions

Caption	The figure shows the general dimensional drawing of the Inline Block IO product family
Width	156 mm
Height	141 mm
Depth	57 mm
Note on dimensions	Specifications with connectors

Ambient conditions

Ambient temperature (operation)	-25 °C ... 60 °C
Ambient temperature (storage/transport)	-25 °C ... 85 °C
Permissible humidity (operation)	85 % (non-condensing)
Permissible humidity (storage/transport)	95 % (non-condensing)
Air pressure (operation)	80 kPa ... 108 kPa (up to 2000 m above sea level)
Air pressure (storage/transport)	66 kPa ... 108 kPa (up to 3500 m above sea level)
Degree of protection	IP20

General

Mounting type	DIN rail
Net weight	500 g
Note on weight specifications	with connectors
Diagnostics messages	Short-circuit or overload of the digital outputs Message in the diagnostics register
	Short-circuit, sensor supply Message in the diagnostics register
	Undervoltage Power supply for sensors Message in the diagnostics register
Mounting type	NS 35/7,5

Interfaces

Designation	PROFIBUS DP
Connection method	D-SUB-9 female connector
Transmission speed	9.6 kbps ... 12 Mbps
Number of positions	9

Digital inputs

Input name	Digital inputs
Description of the input	EN 61131-2 type 1
Connection method	Spring-cage connection
Connection technology	3-wire
Number of inputs	16
Typical response time	approx. 500 µs

I/O module - ILB PB 24 DI16 DO16 - 2862411

Technical data

Digital inputs

Protective circuit	Short-circuit protection, overload protection of the sensor supply
Nominal input voltage U_{IN}	24 V DC
Nominal input current at U_{IN}	5 mA
Input voltage	24 V DC
Input voltage range "0" signal	-30 V DC ... 5 V DC
Input voltage range "1" signal	15 V DC ... 30 V DC

Digital outputs

Output name	Digital outputs
Connection method	Spring-cage connection
Connection technology	3-wire
Number of outputs	16
Protective circuit	Short-circuit and overload protection
Output voltage	24 V DC
Nominal output voltage	24 V DC
Maximum output current per channel	500 mA
Maximum output current per module / terminal block	8 A
Maximum output current per module	8 A
Nominal load, inductive	12 VA
Nominal load, lamp	12 W
Nominal load, ohmic	12 W
Limitation of the voltage induced on circuit interruption	approx. -36 V

Electrical isolation

Test section	I/Os / PROFIBUS 500 V AC 50 Hz 1 min.
	I/O area / FE 500 V AC 50 Hz 1 min.
	PROFIBUS / FE 500 V AC 50 Hz 1 min.

Standards and Regulations

Noise emission	Industrial environment
Mechanical tests	Vibration resistance in acc. with EN 60068-2-6/IEC 60068-2-6 5g
	Shock in acc. with EN 60068-2-27/IEC 60068-2-27 25g
Connection in acc. with standard	CUL

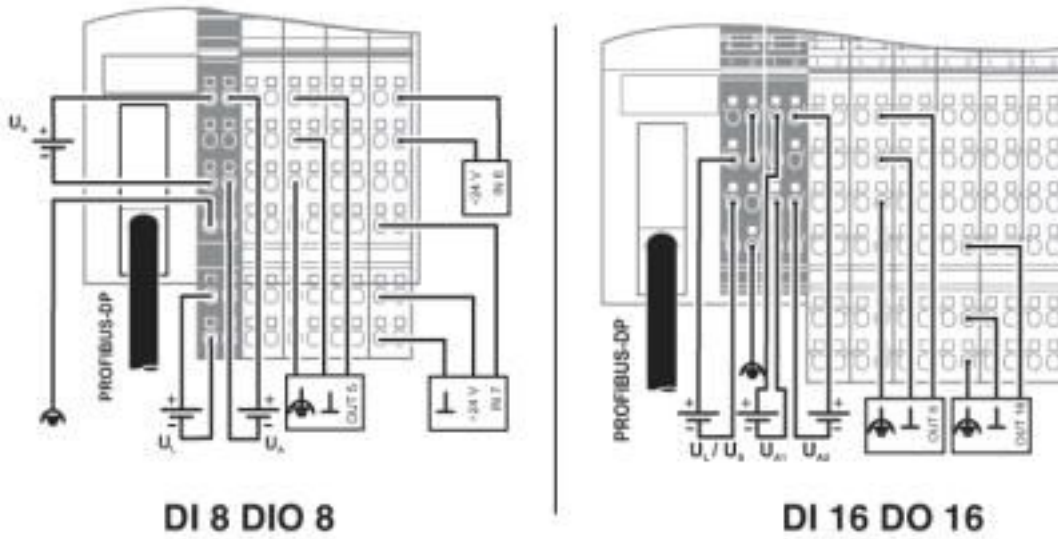
Environmental Product Compliance

REACH SVHC	Lead 7439-92-1
China RoHS	Environmentally friendly use period: unlimited = EFUP-e
	No hazardous substances above threshold values

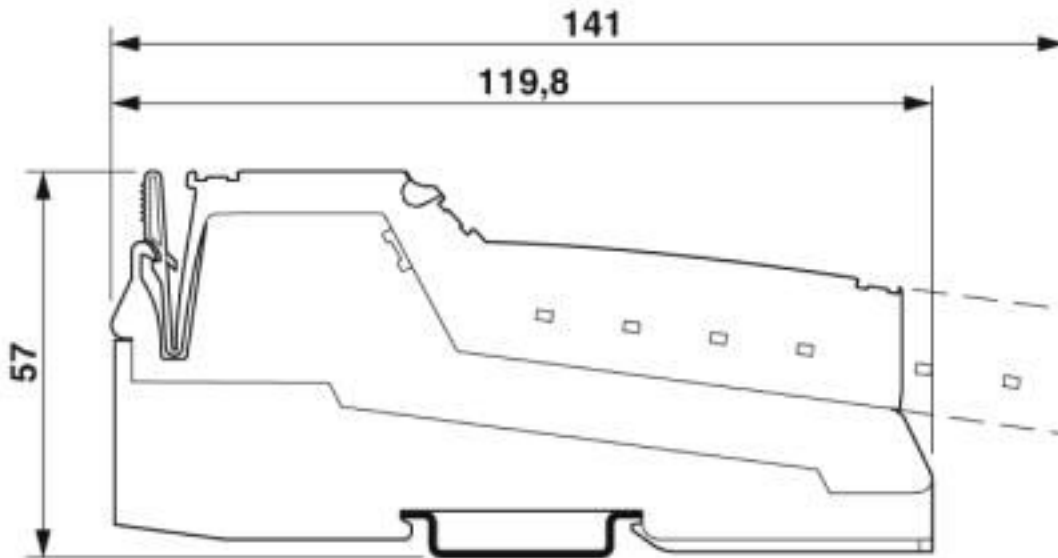
I/O module - ILB PB 24 DI16 DO16 - 2862411

Drawings

Connection diagram



Dimensional drawing



The figure shows the general dimensional drawing of the Inline Block IO product family

I/O module - ILB PB 24 DI16 DO16 - 2862411

Classifications

eCl@ss

eCl@ss 10.0.1	27242604
eCl@ss 4.0	27250300
eCl@ss 4.1	27250300
eCl@ss 5.0	27250300
eCl@ss 5.1	27242600
eCl@ss 6.0	27242600
eCl@ss 7.0	27242604
eCl@ss 8.0	27242604
eCl@ss 9.0	27242604

ETIM

ETIM 2.0	EC001430
ETIM 3.0	EC001599
ETIM 4.0	EC001599
ETIM 5.0	EC001599
ETIM 6.0	EC001599
ETIM 7.0	EC001599

UNSPSC

UNSPSC 6.01	43172015
UNSPSC 7.0901	43201404
UNSPSC 11	43172015
UNSPSC 12.01	43201404
UNSPSC 13.2	32151602
UNSPSC 18.0	32151602
UNSPSC 19.0	32151602
UNSPSC 20.0	32151602
UNSPSC 21.0	32151602

Approvals

Approvals

Approvals

UL Recognized / cUL Recognized / PROFIBUS / cULus Recognized

I/O module - ILB PB 24 DI16 DO16 - 2862411

Approvals

Ex Approvals

UL Listed / cUL Listed / cULus Listed

Approval details

UL Recognized		http://database.ul.com/cgi-bin/XYV/template/LISEXT/1FRAME/index.htm	FILE E 140324
---------------	--	---	---------------

cUL Recognized		http://database.ul.com/cgi-bin/XYV/template/LISEXT/1FRAME/index.htm	FILE E 140324
----------------	--	---	---------------

PROFIBUS			Z00867
----------	--	--	--------

cULus Recognized			
------------------	--	--	--

Accessories

Accessories

Data plug

D-SUB bus connector - SUBCON-PLUS-PROFIB - 2744348



D-SUB plug, 9-pos., pin, axial version with two cable entries, below 35°, bus system: PROFIBUS DP up to 12 Mbps, termination resistor can be switched on via slide switch, pin assignment: 3, 5, 6, 8; spring-cage connection terminal blocks

End block

End clamp - CLIPFIX 35-5 - 3022276



Quick mounting end clamp for NS 35/7,5 DIN rail or NS 35/15 DIN rail, with marking option, with parking option for FBS...5, FBS...6, KSS 5, KSS 6, width: 5.15 mm, color: gray

I/O module - ILB PB 24 DI16 DO16 - 2862411

Accessories

Labeling panel

Labeling field - IB IL FIELD 2 - 2727501

Labeling field, width: 12.2 mm



Plug

Inline connector - IB IL SCN-PWR IN-CP - 2727637



Connector, colored, for Inline power and segment terminal blocks

Inline connector - IB IL SCN-12-ICP - 2727611



Connector, color coded, for digital 4, or 16-channel Inline input terminals

Inline connector - IB IL SCN-12-OCP - 2727624



Connector, colored identification, for digital 4, or 16-channel Inline output terminal blocks

Terminal marking

I/O module - ILB PB 24 DI16 DO16 - 2862411

Accessories

Insert strip - ESL 62X10 - 0809492



Insert strip, Sheet, white, unlabeled, can be labeled with: Office printing systems: Laser printer, mounting type: insert, lettering field size: 62 x 10 mm, Number of individual labels: 72

Flat zack marker sheet - ZBFM 6/WH:UNBEDRUCKT - 0803618



Flat zack marker sheet, Sheet, white, unlabeled, can be labeled with: CMS-P1-PLOTTER, PLOTMARK, mounting type: snap into flat marker groove, for terminal block width: 6.2 mm, lettering field size: 5 x 5.5 mm, Number of individual labels: 100