

I/O module - ILB IB 24 DI16 - 2862330

Please be informed that the data shown in this PDF Document is generated from our Online Catalog. Please find the complete data in the user's documentation. Our General Terms of Use for Downloads are valid (<http://phoenixcontact.com/download>)

Inline, Block IO, INTERBUS, Inline shield connector, Digital inputs: 16, 24 V DC, connection method: 3-wire, degree of protection: IP20, including Inline connector




Your advantages

- ✓ 16 digital inputs
- ✓ Connection of sensors in 2 and 3-wire technology
- ✓ Maximum permissible load current per sensor: 125 mA
- ✓ Diagnostic and status indicators



Key Commercial Data

Packing unit	1 pc
GTIN	 4 017918 943066
GTIN	4017918943066
Weight per Piece (excluding packing)	353.400 g
Custom tariff number	85389091
Country of origin	Germany

Technical data

Dimensions

Caption	The figure shows the general dimensional drawing of the Inline Block IO product family
Width	95 mm
Height	141 mm
Depth	57 mm
Note on dimensions	Specifications with connectors

I/O module - ILB IB 24 DI16 - 2862330

Technical data

Ambient conditions

Ambient temperature (operation)	-25 °C ... 60 °C
Ambient temperature (storage/transport)	-25 °C ... 85 °C
Permissible humidity (operation)	max. 85 % (non-condensing)
Permissible humidity (storage/transport)	95 % (non-condensing)
Air pressure (operation)	80 kPa ... 108 kPa (up to 2000 m above sea level)
Air pressure (storage/transport)	66 kPa ... 108 kPa (up to 3500 m above sea level)
Degree of protection	IP20

General

Mounting type	DIN rail
Color	green
Net weight	300 g
Note on weight specifications	with connectors

Interfaces

Designation	INTERBUS
Connection method	Inline shield connector
Transmission speed	500 kbps

Digital inputs

Input name	Digital inputs
Description of the input	EN 61131-2 type 1
Connection method	Spring-cage connection
Connection technology	3-wire
Number of inputs	16
Typical response time	approx. 500 µs
Protective circuit	Short-circuit protection, overload protection of the sensor supply
Nominal input voltage U_{IN}	24 V DC
Nominal input current at U_{IN}	5 mA
Input voltage	24 V DC
Input voltage range "0" signal	-30 V DC ... 5 V DC
Input voltage range "1" signal	15 V DC ... 30 V DC

Electrical isolation

Test section	I/Os / incoming remote bus 500 V AC 50 Hz 1 min.
	I/Os / outgoing remote bus 500 V AC 50 Hz 1 min.
	I/O area / FE 500 V AC 50 Hz 1 min.
	Incoming remote bus / FE 500 V AC 50 Hz 1 min.
	Outgoing remote bus / FE 500 V AC 50 Hz 1 min.

I/O module - ILB IB 24 DI16 - 2862330

Technical data

Electrical isolation

	Incoming remote bus / outgoing remote bus 500 V AC 50 Hz 1 min.
--	---

Standards and Regulations

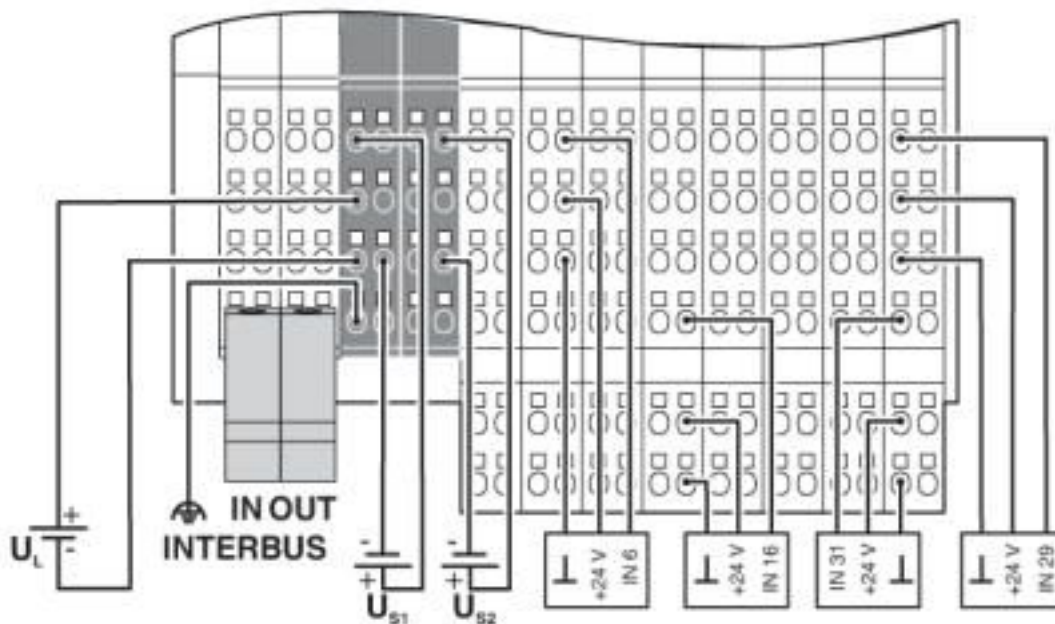
Noise emission	Class B (residential)
Mechanical tests	Vibration resistance in acc. with EN 60068-2-6/IEC 60068-2-6 5g
	Shock in acc. with EN 60068-2-27/IEC 60068-2-27 25g
Connection in acc. with standard	CUL
Protection class	III (IEC 61140, EN 61140, VDE 0140-1)

Environmental Product Compliance

REACH SVHC	Lead 7439-92-1
China RoHS	Environmentally friendly use period: unlimited = EFUP-e
	No hazardous substances above threshold values

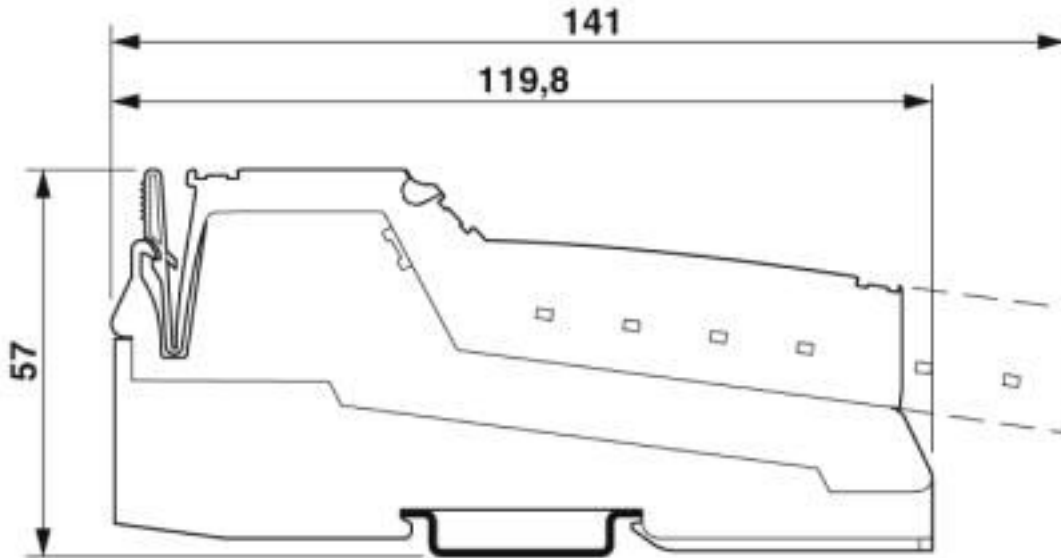
Drawings

Connection diagram



I/O module - ILB IB 24 DI16 - 2862330

Dimensional drawing



The figure shows the general dimensional drawing of the Inline Block IO product family

Classifications

eCl@ss

eCl@ss 10.0.1	27242604
eCl@ss 4.0	27250300
eCl@ss 4.1	27250300
eCl@ss 5.0	27250300
eCl@ss 5.1	27242600
eCl@ss 6.0	27242600
eCl@ss 7.0	27242604
eCl@ss 8.0	27242604
eCl@ss 9.0	27242604

ETIM

ETIM 2.0	EC001430
ETIM 3.0	EC001599
ETIM 4.0	EC001599
ETIM 5.0	EC001599
ETIM 6.0	EC001599
ETIM 7.0	EC001599

I/O module - ILB IB 24 DI16 - 2862330

Classifications

UNSPSC

UNSPSC 6.01	43172015
UNSPSC 7.0901	43201404
UNSPSC 11	43172015
UNSPSC 12.01	43201404
UNSPSC 13.2	32151602
UNSPSC 18.0	32151602
UNSPSC 19.0	32151602
UNSPSC 20.0	32151602
UNSPSC 21.0	32151602

Accessories

Accessories

End block

End clamp - CLIPFIX 35-5 - 3022276



Quick mounting end clamp for NS 35/7,5 DIN rail or NS 35/15 DIN rail, with marking option, with parking option for FBS...5, FBS...6, KSS 5, KSS 6, width: 5.15 mm, color: gray

Labeling panel

Labeling field - IB IL FIELD 2 - 2727501

Labeling field, width: 12.2 mm



Plug

Inline connector - IB IL SCN-PWR IN-CP - 2727637



Connector, colored, for Inline power and segment terminal blocks

I/O module - ILB IB 24 DI16 - 2862330

Accessories

Inline connector - IB IL SCN-12-ICP - 2727611



Connector, color coded, for digital 4, or 16-channel Inline input terminals

Inline shield connector - IB IL SCN-6 SHIELD-CP - 2863151



Shield connector, for INTERBUS connection

Terminal marking

Insert strip - ESL 62X10 - 0809492



Insert strip, Sheet, white, unlabeled, can be labeled with: Office printing systems: Laser printer, mounting type: insert, lettering field size: 62 x 10 mm, Number of individual labels: 72

Flat zack marker sheet - ZBFM 6/WH:UNBEDRUCKT - 0803618



Flat zack marker sheet, Sheet, white, unlabeled, can be labeled with: CMS-P1-PLOTTER, PLOTMARK, mounting type: snap into flat marker groove, for terminal block width: 6.2 mm, lettering field size: 5 x 5.5 mm, Number of individual labels: 100
