

Bus coupler - IBS IL 24 BK-LK-2MBD-PAC - 2862068

Please be informed that the data shown in this PDF Document is generated from our Online Catalog. Please find the complete data in the user's documentation. Our General Terms of Use for Downloads are valid (<http://phoenixcontact.com/download>)



Inline, Bus coupler, INTERBUS, F-SMA connector, transmission speed in the local bus: 2 Mbps, degree of protection: IP20, including Inline connector and labeling field


Product Description

The bus coupler connects an Inline station to the INTERBUS remote bus and provides the supply voltages for the connected analog modules.

Your advantages

- Remote bus connections using fiber optic technology
- Optical path diagnostics

Key Commercial Data

Packing unit	1 pc
GTIN	 4 017918 974695
GTIN	4017918974695
Weight per Piece (excluding packing)	314.800 g
Custom tariff number	85389091
Country of origin	Germany

Technical data

Note

Utilization restriction	EMC: class A product, see manufacturer's declaration in the download area
-------------------------	---

Dimensions

Width	85 mm
Height	119.8 mm
Depth	71.5 mm

Bus coupler - IBS IL 24 BK-LK-2MBD-PAC - 2862068

Technical data

Ambient conditions

Ambient temperature (operation)	-25 °C ... 55 °C
Ambient temperature (storage/transport)	-25 °C ... 85 °C
Permissible humidity (operation)	75 % ... 85 %
Permissible humidity (storage/transport)	75 % ... 85 %
Air pressure (operation)	80 kPa ... 106 kPa (up to 3000 m above sea level)
Air pressure (storage/transport)	70 kPa ... 106 kPa (up to 3000 m above sea level)
Degree of protection	IP20

General

Mounting type	DIN rail
Color	green
Net weight	220 g
Note on weight specifications	without plug

Interfaces

Designation	INTERBUS
No. of channels	2
Connection method	F-SMA connector
Transmission speed	2 Mbps
Transmission physics	FO
Designation	Inline local bus
Connection method	Inline data jumper
Transmission speed	2 Mbps

Network/bus system

Number of local bus devices that can be connected	63
Number of devices with parameter channel	62
Number of supported branch terminals with remote bus branch	max. 15

Inline potentials

Designation	Bus coupler supply U_{BC} ; Communications power U_L (7.5 V) and the analog supply U_{ANA} (24 V) are generated from the bus coupler supply.
Supply voltage	24 V DC (via Inline connector)
Supply voltage range	19.2 V DC ... 30 V DC (including all tolerances, including ripple)
Current consumption	max. 1.25 A (with max. number of connected I/O terminal blocks)
Designation	Communications power (U_L)
Supply voltage	7.5 V DC \pm 5 %
Power supply unit	max. 2 A DC (observe derating)
Designation	Supply of analog modules (U_{ANA})
Supply voltage	24 V DC

Bus coupler - IBS IL 24 BK-LK-2MBD-PAC - 2862068

Technical data

Inline potentials

Supply voltage range	19.2 V DC ... 30 V DC (including all tolerances, including ripple)
Power supply unit	max. 0.5 A DC (observe derating)

Electrical isolation

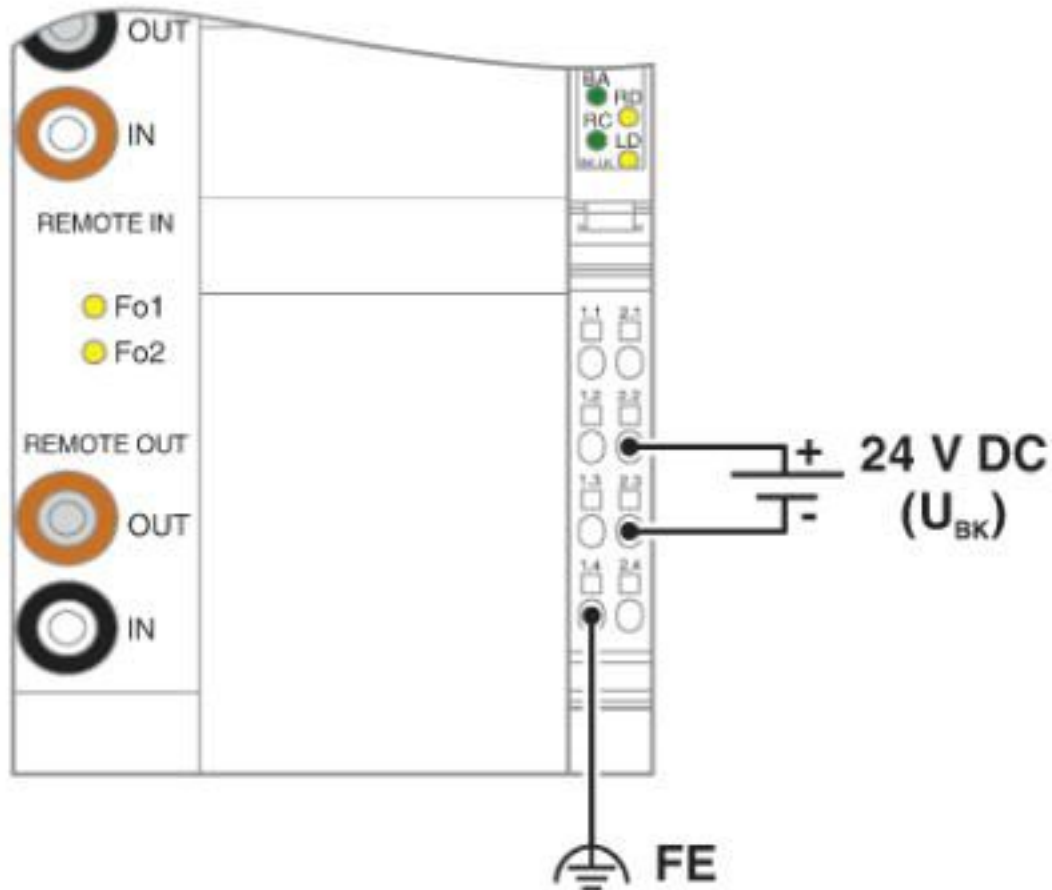
Test section	7.5 V communications power, 24 V analog supply, 24 V bus coupler supply/functional earth ground 500 V AC 50 Hz 1 min.
--------------	---

Environmental Product Compliance

REACH SVHC	Lead 7439-92-1
China RoHS	Environmentally friendly use period: unlimited = EFUP-e
	No hazardous substances above threshold values

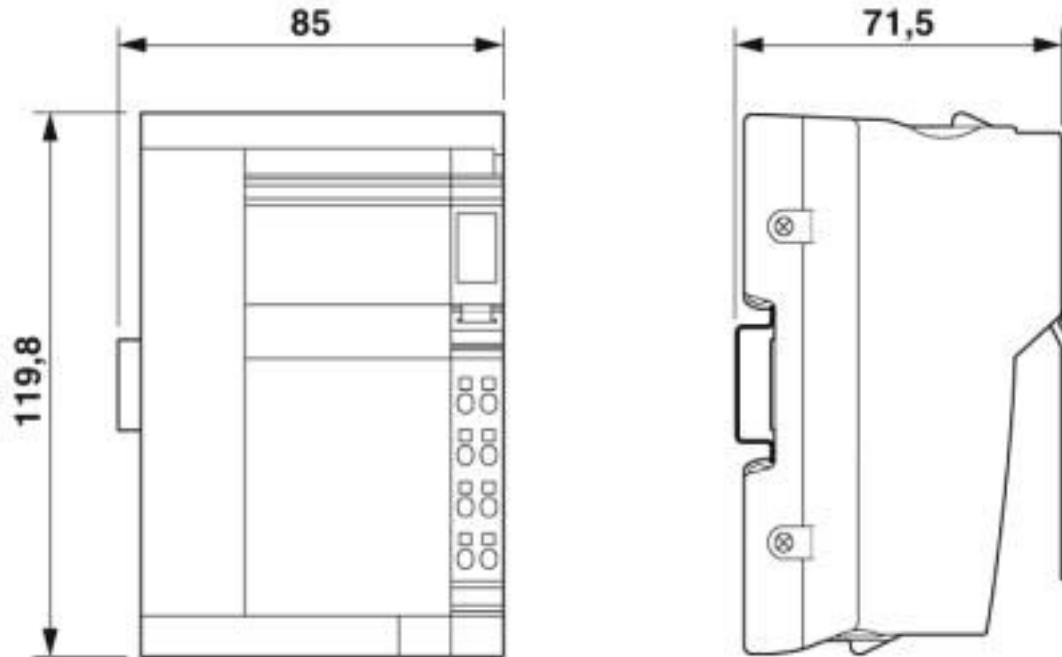
Drawings

Connection diagram



Bus coupler - IBS IL 24 BK-LK-2MBD-PAC - 2862068

Dimensional drawing



Classifications

eCl@ss

eCl@ss 10.0.1	27242608
eCl@ss 4.0	27250200
eCl@ss 4.1	27250200
eCl@ss 5.0	27250200
eCl@ss 5.1	27242600
eCl@ss 6.0	27242600
eCl@ss 7.0	27242608
eCl@ss 8.0	27242608
eCl@ss 9.0	27242608

ETIM

ETIM 2.0	EC001434
ETIM 3.0	EC001604
ETIM 4.0	EC001604
ETIM 5.0	EC001604
ETIM 6.0	EC001604
ETIM 7.0	EC001604

Bus coupler - IBS IL 24 BK-LK-2MBD-PAC - 2862068

Classifications

UNSPSC

UNSPSC 6.01	43172015
UNSPSC 7.0901	43201404
UNSPSC 11	43172015
UNSPSC 12.01	43201404
UNSPSC 13.2	32151602
UNSPSC 18.0	32151602
UNSPSC 19.0	32151602
UNSPSC 20.0	32151602
UNSPSC 21.0	32151602

Approvals

Approvals

Approvals

UL Listed / cUL Listed / cULus Listed

Ex Approvals

Approval details

UL Listed		http://database.ul.com/cgi-bin/XYV/template/LISEXT/1FRAME/index.htm	FILE E 140324
-----------	--	---	---------------

cUL Listed		http://database.ul.com/cgi-bin/XYV/template/LISEXT/1FRAME/index.htm	FILE E 140324
------------	--	---	---------------

cULus Listed			
--------------	--	--	--

Accessories

Accessories

End block

Bus coupler - IBS IL 24 BK-LK-2MBD-PAC - 2862068

Accessories

End clamp - E/UK - 1201442



End clamp, width: 9.5 mm, height: 35.3 mm, material: PA, length: 50.5 mm, Mounting on a DIN rail NS 32 or NS 35, color: gray

Labeling panel

Labeling field - IB IL FIELD 2 - 2727501

Labeling field, width: 12.2 mm



Plug

Inline connector - IB IL SCN-8-CP - 2727608



Inline connector, colored

Terminal marking

Insert strip - ESL 62X10 - 0809492



Insert strip, Sheet, white, unlabeled, can be labeled with: Office printing systems: Laser printer, mounting type: insert, lettering field size: 62 x 10 mm, Number of individual labels: 72