

Inline terminal - IB IL 24 DO 2-2A-2MBD-PAC - 2861700

Please be informed that the data shown in this PDF Document is generated from our Online Catalog. Please find the complete data in the user's documentation. Our General Terms of Use for Downloads are valid (<http://phoenixcontact.com/download>)



Inline, Digital output terminal, Digital outputs: 2, 24 V DC, 2 A, connection method: 4-wire, transmission speed in the local bus: 2 Mbps, degree of protection: IP20, including Inline connector and labeling field

The figure shows the version IB IL 24 DO 2-2A-PAC


Product Description

The terminal is designed for use within an Inline station. It is used to output digital signals.

Your advantages

- 2 digital outputs
- Connection of actuators in 2, 3, and 4-wire technology
- Nominal current per output: 2 A
- Total current of the terminal: 4 A
- Short-circuit-proof and overload-protected outputs
- Approved for use in a safety-related segment circuit

Key Commercial Data

Packing unit	1 pc
GTIN	 4 017918 974602
GTIN	4017918974602
Weight per Piece (excluding packing)	68.790 g
Custom tariff number	85389099
Country of origin	Germany

Technical data

Note

Inline terminal - IB IL 24 DO 2-2A-2MBD-PAC - 2861700

Technical data

Note

Utilization restriction	EMC: class A product, see manufacturer's declaration in the download area
-------------------------	---------------------------------------------------------------------------

Dimensions

Width	12.2 mm
Height	119.8 mm
Depth	71.5 mm
Note on dimensions	Housing dimensions

Ambient conditions

Ambient temperature (operation)	-25 °C ... 55 °C
Ambient temperature (storage/transport)	-25 °C ... 85 °C
Permissible humidity (operation)	10 % ... 95 % (non-condensing)
Permissible humidity (storage/transport)	10 % ... 95 % (non-condensing)
Air pressure (operation)	70 kPa ... 106 kPa (up to 3000 m above sea level)
Air pressure (storage/transport)	70 kPa ... 106 kPa (up to 3000 m above sea level)
Degree of protection	IP20

General

Mounting type	DIN rail
Color	green
Net weight	42 g
Note on weight specifications	with connector
Operating mode	Process data mode with 2 bits
Diagnostics messages	Short-circuit or overload of the digital outputs Error message in the diagnostic code (bus) and display (2 Hz) via the LED (D) on the module

Interfaces

Designation	Inline local bus
No. of channels	2
Connection method	Inline data jumper
Transmission speed	2 Mbps

Inline potentials

Designation	Communications power (U_L)
Supply voltage	7.5 V DC (via voltage jumper)
Current consumption	max. 60 mA
Power consumption	max. 0.45 W
Designation	Segment circuit supply (U_S)
Supply voltage	24 V DC (via voltage jumper)
Supply voltage range	19.2 V DC ... 30 V DC (including all tolerances, including ripple)

Inline terminal - IB IL 24 DO 2-2A-2MBD-PAC - 2861700

Technical data

Inline potentials

Current consumption	max. 4 A
---------------------	----------

Digital outputs

Output name	Digital outputs
Connection method	Spring-cage connection
Connection technology	4-wire
Number of outputs	2
Protective circuit	Overload protection, short-circuit protection of outputs
Output voltage	24 V DC ($U_S - 1 V$)
Nominal output voltage	24 V DC
Maximum output current per channel	2 A
Maximum output current per module	4 A
Nominal load, inductive	48 VA (1,2 H, 12 Ω)
Nominal load, lamp	48 W
Nominal load, ohmic	48 W (12 Ω)
Limitation of the voltage induced on circuit interruption	approx. -0.7 V
Behavior with overload	Auto restart
Behavior with inductive overload	Output can be destroyed
Reverse voltage resistance to short pulses	Reverse voltage proof

Electrical isolation

Test section	7.5 V supply (bus logics)/24 V supply (I/O) 500 V AC 50 Hz 1 min.
	24 V supply (I/O) / functional earth ground 500 V AC 50 Hz 1 min.
	7.5 V supply (bus logics) / functional earth ground 500 V AC 50 Hz 1 min.

Standards and Regulations

Protection class	III (IEC 61140, EN 61140, VDE 0140-1)
------------------	---------------------------------------

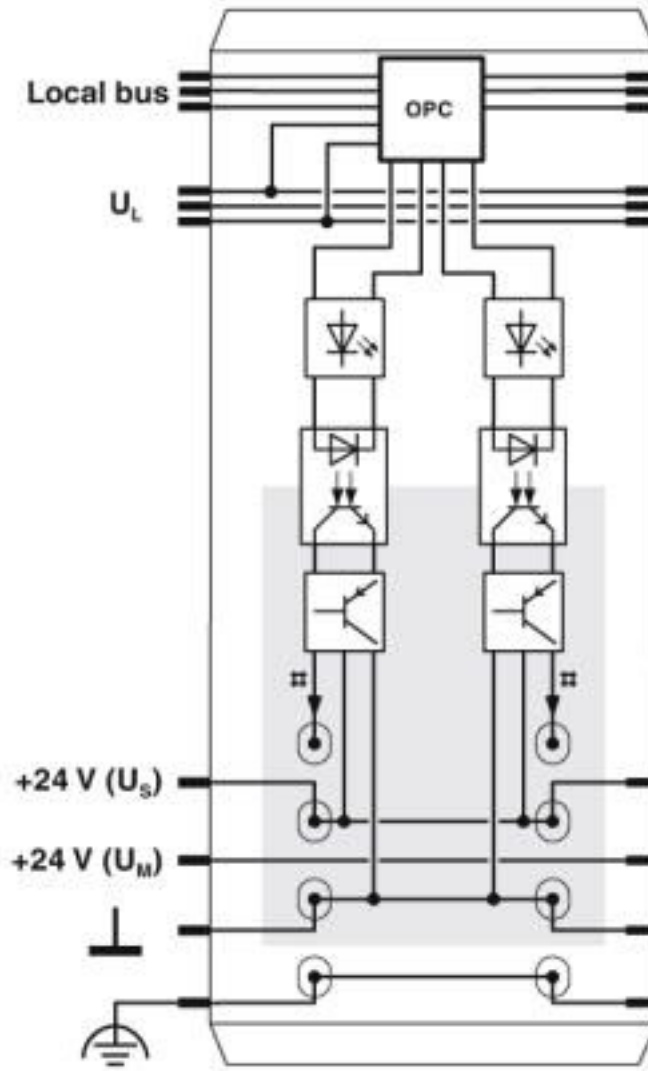
Environmental Product Compliance

REACH SVHC	Lead 7439-92-1
China RoHS	Environmentally Friendly Use Period = 50 years
	For details about hazardous substances go to tab "Downloads", Category "Manufacturer's declaration"

Drawings

Inline terminal - IB IL 24 DO 2-2A-2MBD-PAC - 2861700

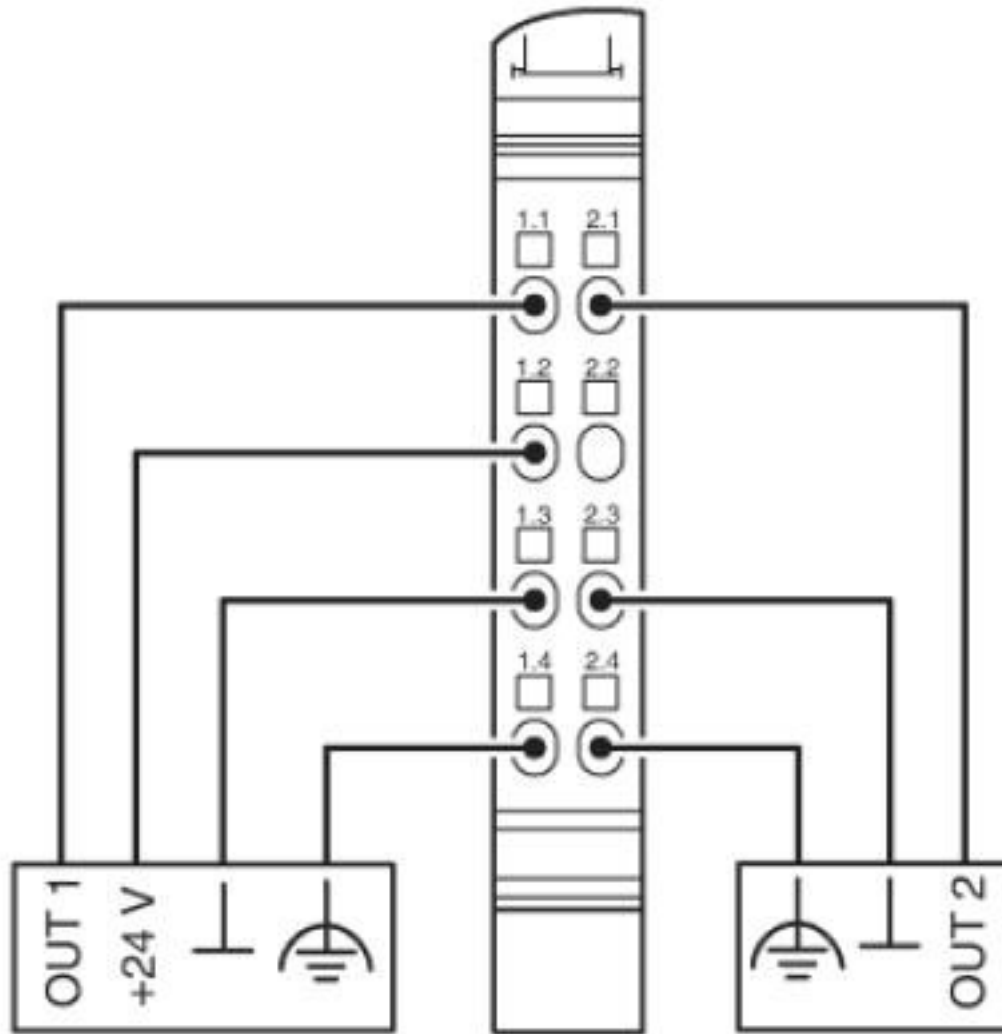
Block diagram



Internal wiring of the terminal points

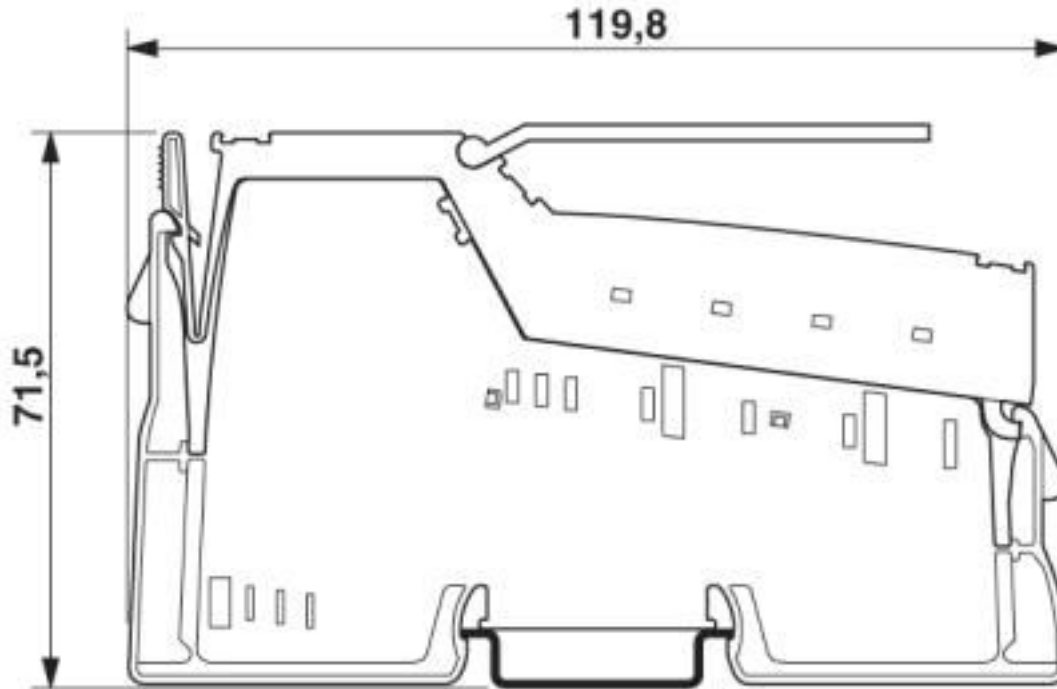
Inline terminal - IB IL 24 DO 2-2A-2MBD-PAC - 2861700

Connection diagram



Inline terminal - IB IL 24 DO 2-2A-2MBD-PAC - 2861700

Dimensional drawing



Classifications

eCl@ss

eCl@ss 10.0.1	27242604
eCl@ss 4.0	27250300
eCl@ss 4.1	27250300
eCl@ss 5.0	27250300
eCl@ss 5.1	27242600
eCl@ss 6.0	27242600
eCl@ss 7.0	27242604
eCl@ss 8.0	27242604
eCl@ss 9.0	27242604

ETIM

ETIM 2.0	EC001430
ETIM 3.0	EC001599
ETIM 4.0	EC001599
ETIM 5.0	EC001599
ETIM 6.0	EC001599
ETIM 7.0	EC001599

Inline terminal - IB IL 24 DO 2-2A-2MBD-PAC - 2861700

Classifications

UNSPSC

UNSPSC 6.01	43172015
UNSPSC 7.0901	43201404
UNSPSC 11	43172015
UNSPSC 12.01	43201404
UNSPSC 13.2	32151602
UNSPSC 18.0	32151602
UNSPSC 19.0	32151602
UNSPSC 20.0	32151602
UNSPSC 21.0	32151602

Approvals

Approvals

Approvals

UL Listed / cUL Listed / cULus Listed

Ex Approvals

Approval details

UL Listed		http://database.ul.com/cgi-bin/XYV/template/LISEXT/1FRAME/index.htm	FILE E 140324
-----------	--	-------------------------------------------------------------------------------------------------------------------------------------------------------	---------------

cUL Listed		http://database.ul.com/cgi-bin/XYV/template/LISEXT/1FRAME/index.htm	FILE E 140324
------------	--	-------------------------------------------------------------------------------------------------------------------------------------------------------	---------------

cULus Listed			
--------------	--	--	--

Accessories

Accessories

Labeling panel

Inline terminal - IB IL 24 DO 2-2A-2MBD-PAC - 2861700

Accessories

Labeling field - IB IL FIELD 2 - 2727501

Labeling field, width: 12.2 mm



Plug

Inline connector - IB IL SCN-8 - 2726337

Connector, for digital 1, 2 or 8-channel Inline terminals



Inline connector - IB IL SCN-8-CP - 2727608

Inline connector, colored



Terminal marking

Insert strip - ESL 62X10 - 0809492

Insert strip, Sheet, white, unlabeled, can be labeled with: Office printing systems: Laser printer, mounting type: insert, lettering field size: 62 x 10 mm, Number of individual labels: 72

