

Inline terminal - IB IL AI 8/IS-PAC - 2861661

Please be informed that the data shown in this PDF Document is generated from our Online Catalog. Please find the complete data in the user's documentation. Our General Terms of Use for Downloads are valid (<http://phoenixcontact.com/download>)



Inline, Analog input terminal, Analog inputs: 8, 0 mA ... 20 mA, 4 mA ... 20 mA, -20 mA ... 20 mA, 0 mA ... 40 mA, -40 mA ... 40 mA, connection method: 2, 3-wire, transmission speed in the local bus: 500 kbps, integrated sensor supply, degree of protection: IP20, including Inline connectors and marking fields


Product Description

The terminal is designed for use within an Inline station.

Your advantages

- High measuring accuracy
- Excellent interference suppression and common mode rejection
- Integrated short-circuit-proof sensor supply
- Overload-protected current inputs

Key Commercial Data

Packing unit	1 pc
GTIN	 4 017918 894504
GTIN	4017918894504
Weight per Piece (excluding packing)	254.400 g
Custom tariff number	85389099
Country of origin	Germany

Technical data

Note

Utilization restriction	EMC: class A product, see manufacturer's declaration in the download area
-------------------------	---

Dimensions

Width	48.8 mm
-------	---------

Inline terminal - IB IL AI 8/IS-PAC - 2861661

Technical data

Dimensions

Height	136.8 mm
Depth	71.5 mm

Ambient conditions

Ambient temperature (operation)	-25 °C ... 55 °C
Ambient temperature (storage/transport)	-25 °C ... 85 °C
Permissible humidity (operation)	10 % ... 95 % (according to DIN EN 61131-2)
Permissible humidity (storage/transport)	10 % ... 95 % (according to DIN EN 61131-2)
Air pressure (operation)	70 kPa ... 106 kPa (up to 3000 m above sea level)
Air pressure (storage/transport)	70 kPa ... 106 kPa (up to 3000 m above sea level)
Degree of protection	IP20

General

Mounting type	DIN rail
Color	green
Net weight	125 g

Interfaces

Designation	Inline local bus
No. of channels	8
Connection method	Inline data jumper
Transmission speed	500 kbps
Transmission physics	Copper

Inline potentials

Designation	Communications power (U_L)
Supply voltage	7.5 V DC (via voltage jumper)
Current consumption	typ. 52 mA
	max. 65 mA
Designation	Supply of analog modules (U_{ANA})
Supply voltage	24 V DC
Supply voltage range	19.2 V DC ... 30 V DC (including all tolerances, including ripple)
Current consumption	typ. 31 mA
	max. 40 mA
Designation	Main circuit supply (U_M)
Supply voltage	24 V DC (via voltage jumper)
Supply voltage range	19.2 V DC ... 30 V DC (including all tolerances, including ripple)
Current consumption	0 A
	max. 200 mA

Inline terminal - IB IL AI 8/IS-PAC - 2861661

Technical data

Analog inputs

Description of the input	Single-ended inputs, current
Input name	Analog inputs
Number of inputs	8
Connection method	Inline shield connector
Connection technology	2, 3-wire
Note regarding the connection technology	shielded
A/D conversion time	approx. 10 µs
Limit frequency (3 dB)	3.5 kHz
Data formats	IBS IL, IBS ST, IBS RT, standardized representation, PIO format
Measuring principle	Successive approximation
Measured value resolution	16 bits (15 bits + sign bit)
Measured value representation	16 bit two's complement
Current input signal	0 mA ... 20 mA
	4 mA ... 20 mA
	-20 mA ... 20 mA
	0 mA ... 40 mA
	-40 mA ... 40 mA
Input resistance current input	25 Ω 0.01 %

Electrical isolation

Test section	5 V supply, incoming remote bus/7.5 V supply (bus logics) 500 V AC 50 Hz 1 min.
	5 V supply, outgoing remote bus/7.5 V supply (bus logics) 500 V AC 50 Hz 1 min.
	7.5 V supply (bus logic), 24 V supply U _{ANA} / I/O 500 V AC 50 Hz 1 min.
	7.5 V supply (bus logic), 24 V supply U _{ANA} /functional earth ground 500 V AC 50 Hz 1 min.
	I/O / functional earth ground 500 V AC 50 Hz 1 min.

Standards and Regulations

Connection in acc. with standard	CUL
Protection class	III (IEC 61140, EN 61140, VDE 0140-1)

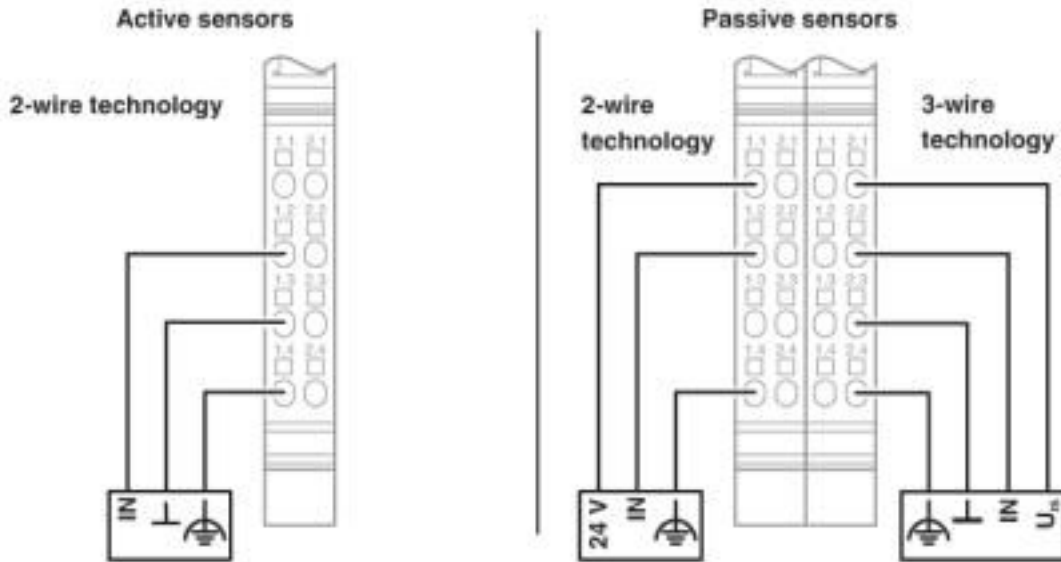
Environmental Product Compliance

REACH SVHC	Lead 7439-92-1
China RoHS	Environmentally friendly use period: unlimited = EFUP-e
	No hazardous substances above threshold values

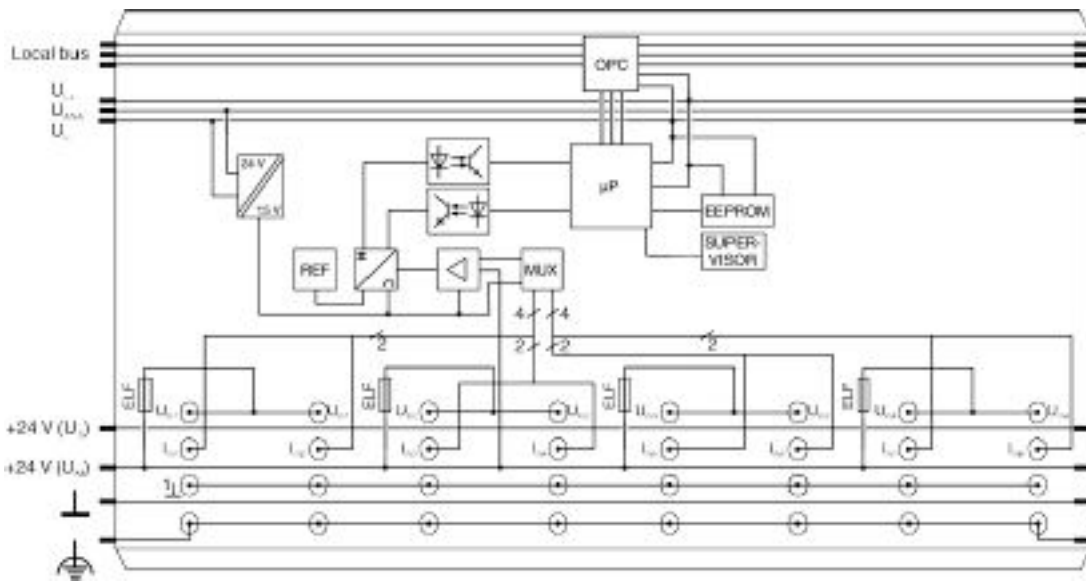
Drawings

Inline terminal - IB IL AI 8/IS-PAC - 2861661

Connection diagram

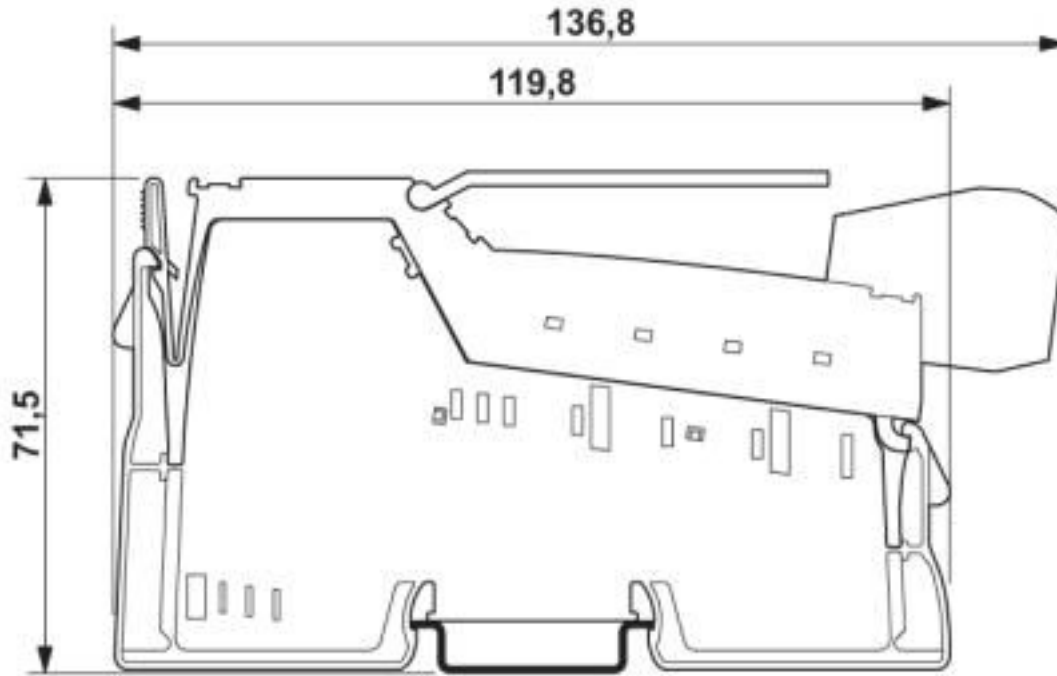


Block diagram



Inline terminal - IB IL AI 8/IS-PAC - 2861661

Dimensional drawing



Classifications

eCl@ss

eCl@ss 10.0.1	27242601
eCl@ss 4.0	27250300
eCl@ss 4.1	27250300
eCl@ss 5.0	27250300
eCl@ss 5.1	27242600
eCl@ss 6.0	27242600
eCl@ss 7.0	27242601
eCl@ss 8.0	27242601
eCl@ss 9.0	27242601

ETIM

ETIM 2.0	EC001431
ETIM 3.0	EC001596
ETIM 4.0	EC001596
ETIM 5.0	EC001596
ETIM 6.0	EC001596
ETIM 7.0	EC001596

Inline terminal - IB IL AI 8/IS-PAC - 2861661

Classifications

UNSPSC

UNSPSC 6.01	43172015
UNSPSC 7.0901	43201404
UNSPSC 11	43172015
UNSPSC 12.01	43201404
UNSPSC 13.2	32151602
UNSPSC 18.0	32151602
UNSPSC 19.0	32151602
UNSPSC 20.0	32151602
UNSPSC 21.0	32151602

Approvals

Approvals

Approvals

DNV GL / BSH / BV / LR / ABS / BSH / RINA / UL Recognized / cUL Recognized / EAC / cULus Recognized


Ex Approvals

Approval details

DNV GL		https://approvalfinder.dnvgl.com/	TAA00002CU
--------	---	---	------------

BSH			Anwenderhinweis
-----	--	--	-----------------

BV		http://www.veristar.com/portal/veristarinfo/generalinfo/approved/approvedProducts/equipmentAndMaterials	20989/B2_BV
----	---	---	-------------

LR		http://www.lr.org/en	08/20033
----	---	---	----------

ABS		http://www.eagle.org/eagleExternalPortalWEB/	17-HG1621871-PDA
-----	--	---	------------------

Inline terminal - IB IL AI 8/IS-PAC - 2861661

Approvals

BSH			658
RINA		http://www.rina.org/en	ELE335818XG
UL Recognized		http://database.ul.com/cgi-bin/XYV/template/LISEXT/1FRAME/index.htm	FILE E 140324
cUL Recognized		http://database.ul.com/cgi-bin/XYV/template/LISEXT/1FRAME/index.htm	FILE E 140324
EAC			EAC-Zulassung
cULus Recognized			

Accessories

Accessories

Labeling panel

Labeling field - IB IL FIELD 8 - 2727515

Labeling field, width: 48.8 mm



Inline terminal - IB IL AI 8/IS-PAC - 2861661

Accessories

Labeling field - IB IL FIELD 2 - 2727501

Labeling field, width: 12.2 mm



Plug

Inline shield connector - IB IL SCN 6-SHIELD-TWIN - 2740245



Inline shield connector

Terminal marking

Insert strip - ESL 62X46 - 0809502

Insert strip, Sheet, white, unlabeled, can be labeled with: Office printing systems: Laser printer, mounting type: insert, lettering field size: 62 x 46 mm, Number of individual labels: 120



Insert strip - ESL 62X46 - 0809502

Insert strip, Sheet, white, unlabeled, can be labeled with: Office printing systems: Laser printer, mounting type: insert, lettering field size: 62 x 46 mm, Number of individual labels: 120

