

Inline terminal - IB IL 24 PWR IN/F-PAC - 2861438

Please be informed that the data shown in this PDF Document is generated from our Online Catalog. Please find the complete data in the user's documentation. Our General Terms of Use for Downloads are valid (<http://phoenixcontact.com/download>)



Inline power terminal block, complete with accessories (connector and labeling field), 24 V DC, with fuse (Main voltage)

Product Description

The terminal is designed for use within an Inline station. It enables the 24 V supply voltage to be fed into the main circuit (U_M). The terminal has protection against polarity reversal and surge voltage. In addition, this terminal can be used to supply power for a 24 V segment circuit (U_S).

Your advantages

- Supply of the 24 V main voltage U_M
- Main circuit protected by an internal fuse
- Feed-in or provision of the 24 V segment voltage U_S
- Diagnostic and status indicators



Key Commercial Data

Packing unit	1 pc
GTIN	
GTIN	4017918894368
Weight per Piece (excluding packing)	83.560 g
Custom tariff number	85389099
Country of origin	Germany

Technical data

Note

Utilization restriction	EMC: class A product, see manufacturer's declaration in the download area
-------------------------	---

Inline terminal - IB IL 24 PWR IN/F-PAC - 2861438

Technical data

Dimensions

Width	12.2 mm
Height	119.8 mm
Depth	71.5 mm

Interfaces

Connection method	Inline data jumper
Interface	Inline local bus

Power supply

I/O voltage	24 V DC
I/O voltage range	19.2 V DC ... 30 V DC (including all tolerances, including ripple)
Max. current consumption	6 A (8 A)
Fuse	SI 5 x 20 6, 300 AT (in scope of delivery)

General

Type of protection	Polarity protection, surge protection
	Overload protection
Weight	44 g
Number of plugs	1

Standards and Regulations

Connection in acc. with standard	CUL
----------------------------------	-----

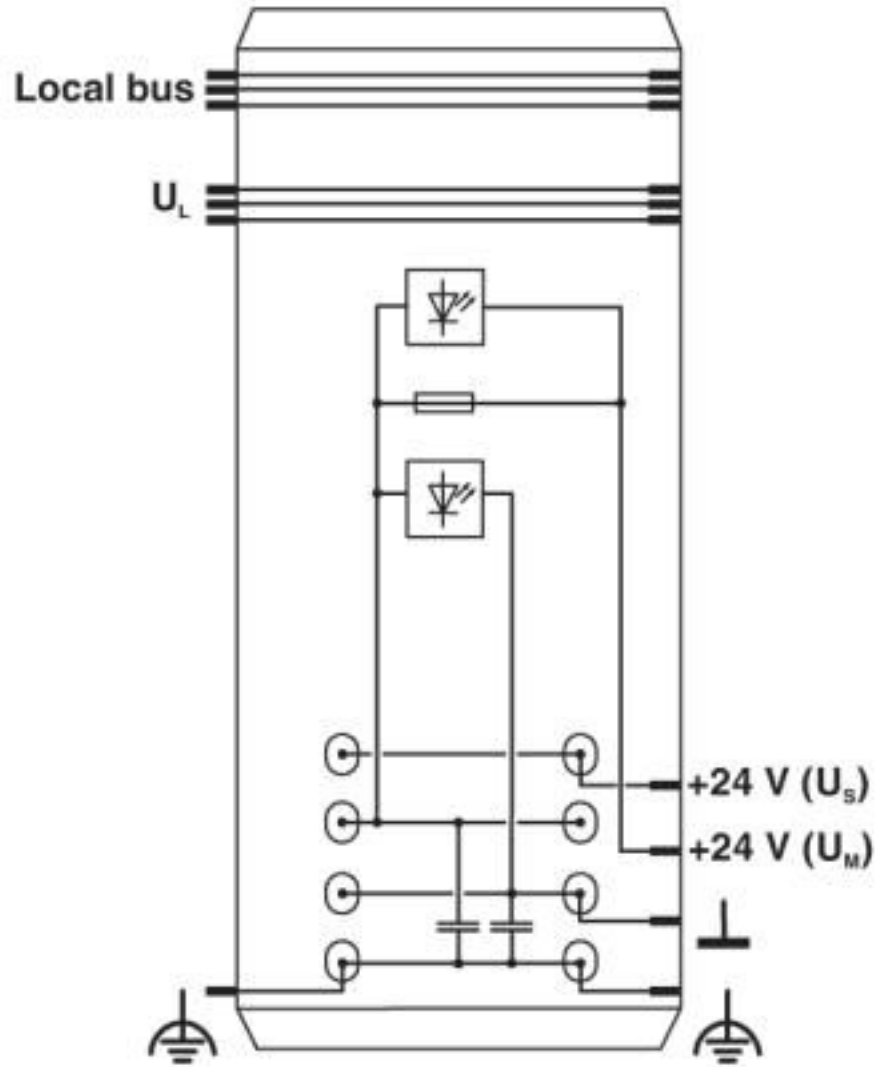
Environmental Product Compliance

REACH SVHC	Lead 7439-92-1
China RoHS	Environmentally Friendly Use Period = 50 years
	For details about hazardous substances go to tab "Downloads", Category "Manufacturer's declaration"

Drawings

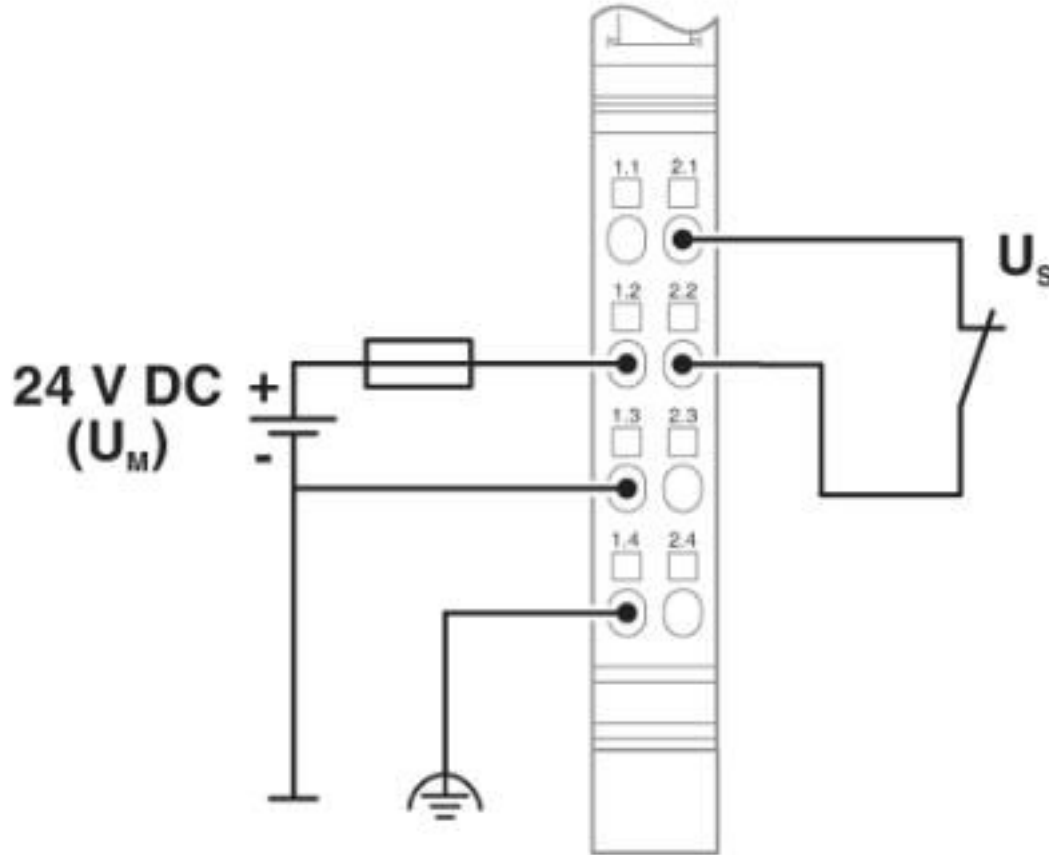
Inline terminal - IB IL 24 PWR IN/F-PAC - 2861438

Block diagram



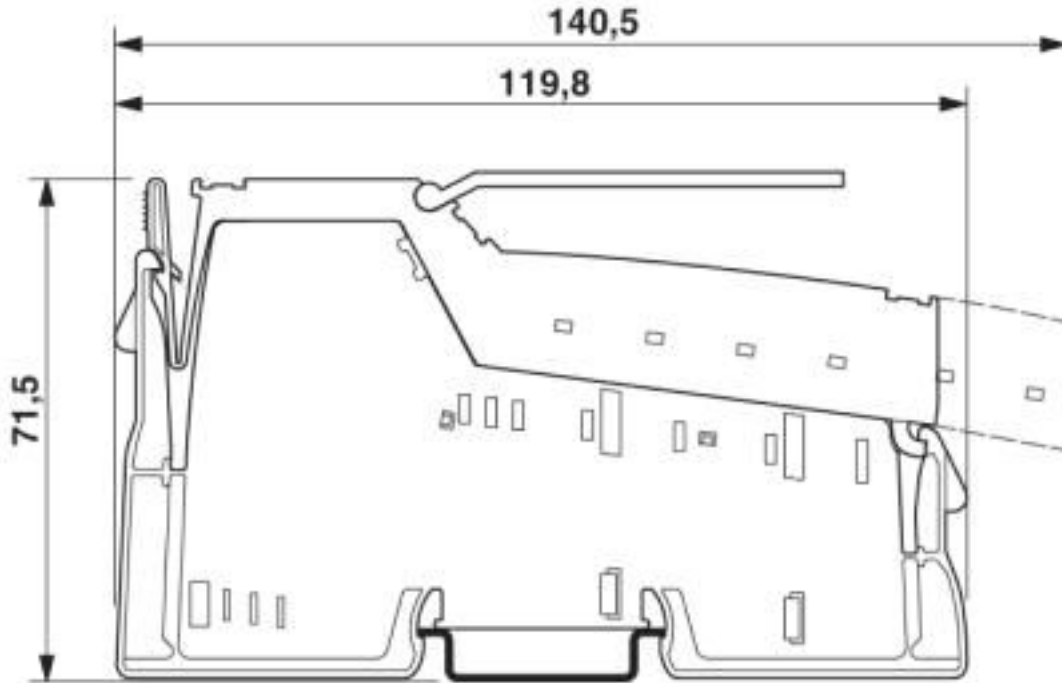
Inline terminal - IB IL 24 PWR IN/F-PAC - 2861438

Connection diagram



Inline terminal - IB IL 24 PWR IN/F-PAC - 2861438

Dimensional drawing



Classifications

eCl@ss

eCl@ss 10.0.1	27242610
eCl@ss 4.0	27250300
eCl@ss 4.1	27250300
eCl@ss 5.0	27250300
eCl@ss 5.1	27242600
eCl@ss 6.0	27242600
eCl@ss 7.0	27242610
eCl@ss 8.0	27242610
eCl@ss 9.0	27242610

ETIM

ETIM 2.0	EC001433
ETIM 3.0	EC001600
ETIM 4.0	EC001600
ETIM 5.0	EC001600
ETIM 6.0	EC001600
ETIM 7.0	EC001600

Inline terminal - IB IL 24 PWR IN/F-PAC - 2861438

Classifications

UNSPSC

UNSPSC 6.01	43172015
UNSPSC 7.0901	43201404
UNSPSC 11	43172015
UNSPSC 12.01	43201404
UNSPSC 13.2	32151602
UNSPSC 18.0	32151602
UNSPSC 19.0	32151602
UNSPSC 20.0	32151602
UNSPSC 21.0	32151602

Approvals

Approvals

Approvals

UL Recognized / EAC

Ex Approvals

UL Listed / cUL Listed / cULus Listed

Approval details

UL Recognized		http://database.ul.com/cgi-bin/XYVV/template/LISEXT/1FRAME/index.htm	FILE E 140324
---------------	--	---	---------------

EAC		EAC-Zulassung
-----	--	---------------

Accessories

Accessories

Terminal marking

Inline terminal - IB IL 24 PWR IN/F-PAC - 2861438

Accessories

Insert strip - ESL 62X10 - 0809492



Insert strip, Sheet, white, unlabeled, can be labeled with: Office printing systems: Laser printer, mounting type: insert, lettering field size: 62 x 10 mm, Number of individual labels: 72