

Inline terminal - IB IL 24 DO 16-PAC - 2861292

Please be informed that the data shown in this PDF Document is generated from our Online Catalog. Please find the complete data in the user's documentation. Our General Terms of Use for Downloads are valid (<http://phoenixcontact.com/download>)



Inline, Digital output terminal, Digital outputs: 16, 24 V DC, 500 mA, connection method: 3-wire, transmission speed in the local bus: 500 kbps, degree of protection: IP20, including Inline connectors and marking fields

Product Description

The terminal is designed for use within an Inline station. It is used to output digital signals.

Your advantages

- 16 digital outputs
- Connection of actuators in 2 and 3-wire technology
- Nominal current per output: 500 mA
- Total current of the terminal: 8 A
- Short-circuit-proof and overload-protected outputs

- MUXE

Key Commercial Data

Packing unit	1 pc
GTIN	 4 017918 894238
GTIN	4017918894238
Weight per Piece (excluding packing)	238.900 g
Custom tariff number	85389099
Country of origin	Germany

Technical data

Note

Utilization restriction	EMC: class A product, see manufacturer's declaration in the download area
-------------------------	---

Inline terminal - IB IL 24 DO 16-PAC - 2861292

Technical data

Dimensions

Width	48.8 mm
Height	140.5 mm
Depth	71.5 mm
Note on dimensions	Housing dimensions

Ambient conditions

Ambient temperature (operation)	-25 °C ... 55 °C
Ambient temperature (storage/transport)	-25 °C ... 85 °C
Permissible humidity (operation)	10 % ... 95 % (non-condensing)
Permissible humidity (storage/transport)	10 % ... 95 % (non-condensing)
Air pressure (operation)	70 kPa ... 106 kPa (up to 3000 m above sea level)
	80 kPa ... 106 kPa (up to 3000 m above sea level, in ATEX Zone 2)
Air pressure (storage/transport)	70 kPa ... 106 kPa (up to 3000 m above sea level)
Degree of protection	IP20

General

Mounting type	DIN rail
Color	green
Net weight	218 g
Note on weight specifications	with connectors
Operating mode	Process data mode with one word
Diagnostics messages	Short-circuit or overload of the digital outputs Error message in the diagnostic code (bus) and display (2 Hz) via the LED (D) on the module

Interfaces

Designation	Inline local bus
No. of channels	2
Connection method	Inline data jumper
Transmission speed	500 kbps

Inline potentials

Designation	Communications power (U_L)
Supply voltage	7.5 V DC (via voltage jumper)
Current consumption	max. 90 mA
Power consumption	max. 0.675 W
Designation	Segment circuit supply (U_S)
Supply voltage	24 V DC (via voltage jumper)
Supply voltage range	19.2 V DC ... 30 V DC (including all tolerances, including ripple)
Current consumption	max. 8 A
	0 A

Inline terminal - IB IL 24 DO 16-PAC - 2861292

Technical data

Digital outputs

Output name	Digital outputs
Connection method	Spring-cage connection
Connection technology	3-wire
Number of outputs	16
Protective circuit	Overload protection, short-circuit protection of outputs Zener diode in output chip
Output voltage	24 V DC ($U_S - 1 V$)
Maximum inrush current	max. 1.5 A (at nominal lamp load for 20 ms)
Nominal output voltage	24 V DC
Maximum output current per channel	500 mA
Maximum output current per module	8 A
Nominal load, inductive	12 W (1.2 H, 48 Ω)
Nominal load, lamp	12 W
Nominal load, ohmic	12 VA (48 Ω)
Output voltage when switched off	max. 2 V
Output current when switched off	max. 300 μA
Behavior with overload	Auto restart
Behavior with inductive overload	Output can be destroyed
Reverse voltage resistance to short pulses	Reverse voltage proof

Electrical isolation

Test section	7.5 V supply (bus logics)/24 V supply (I/O) 500 V AC 50 Hz 1 min.
	24 V supply (I/O) / functional earth ground 500 V AC 50 Hz 1 min.
	7.5 V supply (bus logics) / functional earth ground 500 V AC 50 Hz 1 min.

Standards and Regulations

Connection in acc. with standard	CUL
Protection class	III (IEC 61140, EN 61140, VDE 0140-1)

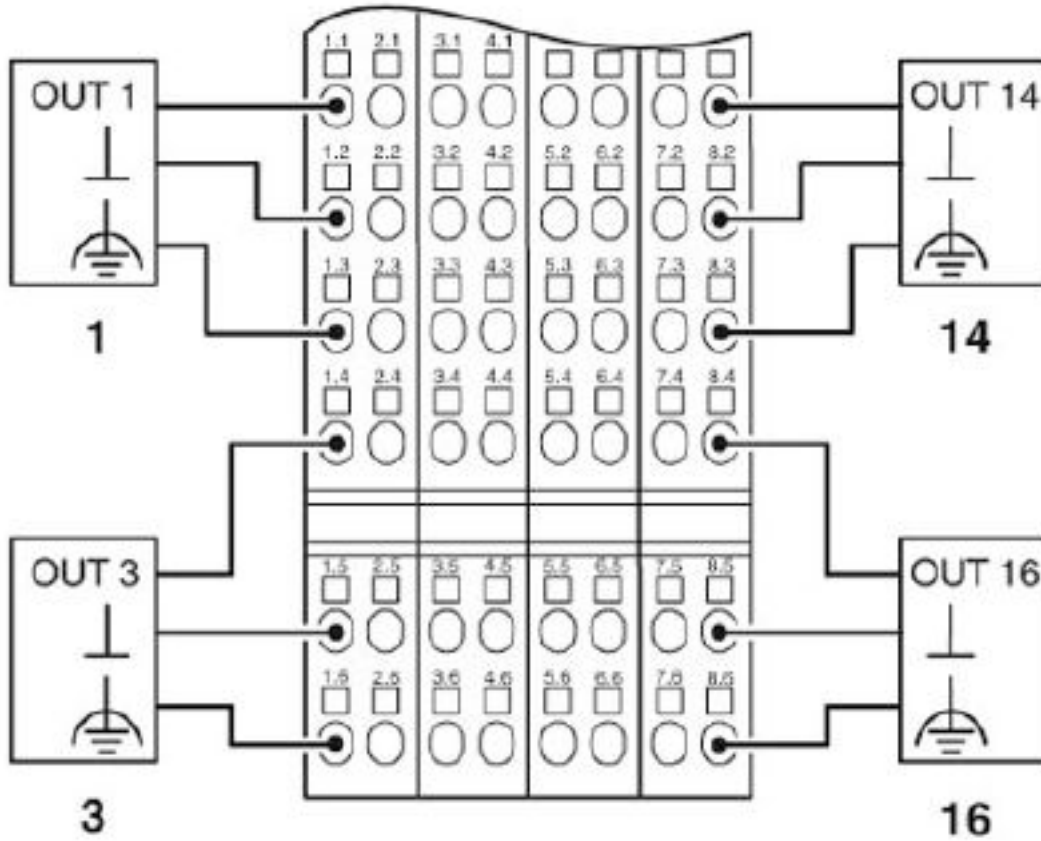
Environmental Product Compliance

REACH SVHC	Lead 7439-92-1
China RoHS	Environmentally Friendly Use Period = 50 years
	For details about hazardous substances go to tab "Downloads", Category "Manufacturer's declaration"

Drawings

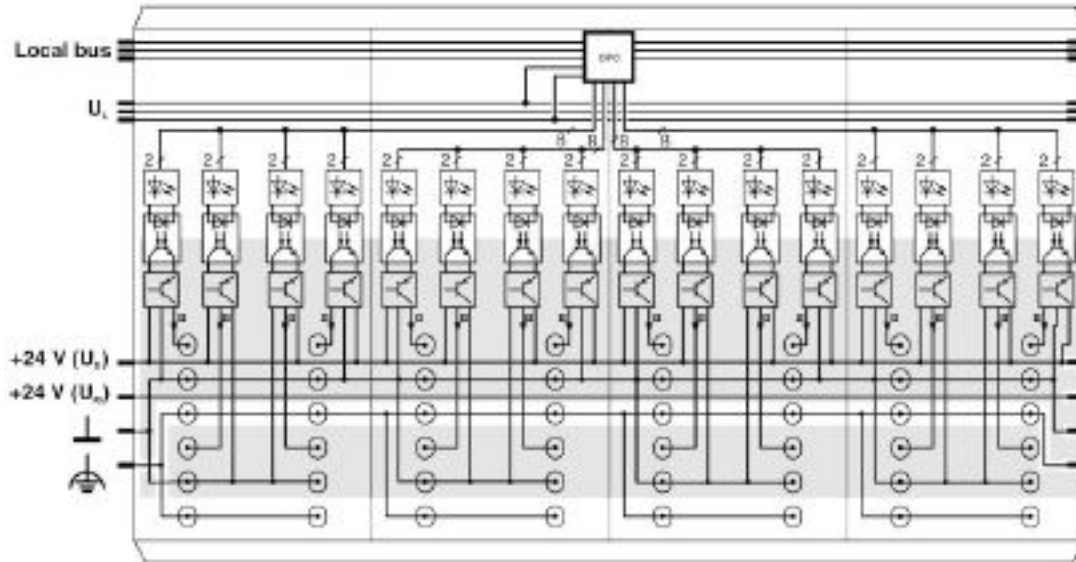
Inline terminal - IB IL 24 DO 16-PAC - 2861292

Connection diagram

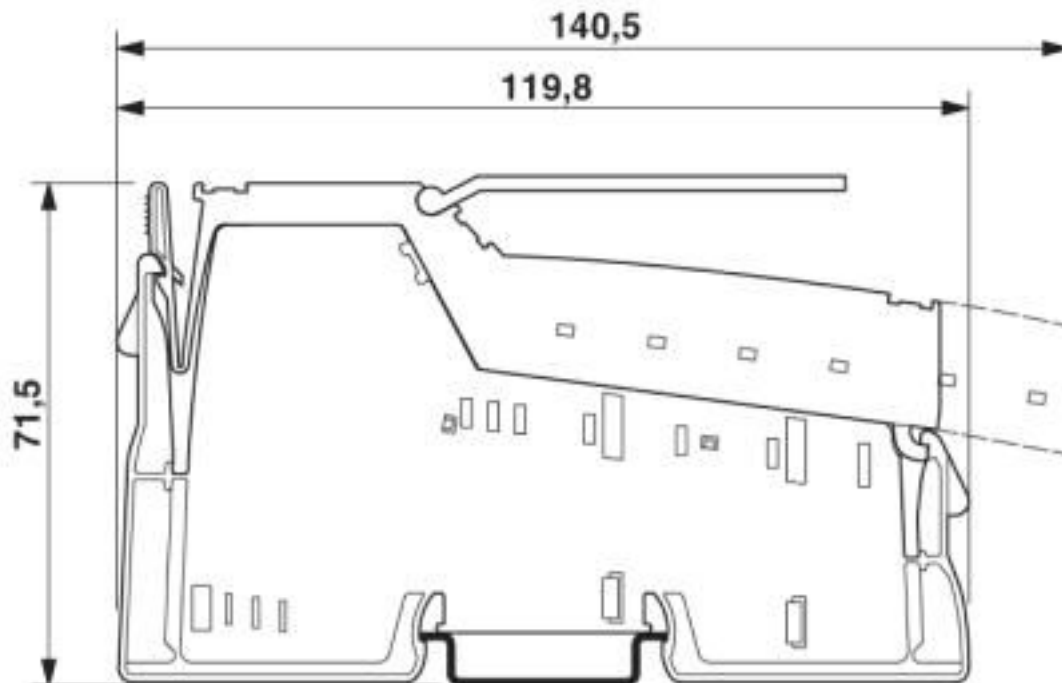


Inline terminal - IB IL 24 DO 16-PAC - 2861292

Block diagram



Dimensional drawing



Inline terminal - IB IL 24 DO 16-PAC - 2861292

Classifications

eCl@ss

eCl@ss 10.0.1	27242604
eCl@ss 4.0	27250300
eCl@ss 4.1	27250300
eCl@ss 5.0	27250300
eCl@ss 5.1	27242600
eCl@ss 6.0	27242600
eCl@ss 7.0	27242604
eCl@ss 8.0	27242604
eCl@ss 9.0	27242604

ETIM

ETIM 2.0	EC001430
ETIM 3.0	EC001599
ETIM 4.0	EC001599
ETIM 5.0	EC001599
ETIM 6.0	EC001599
ETIM 7.0	EC001599

UNSPSC

UNSPSC 6.01	43172015
UNSPSC 7.0901	43201404
UNSPSC 11	43172015
UNSPSC 12.01	43201404
UNSPSC 13.2	32151602
UNSPSC 18.0	32151602
UNSPSC 19.0	32151602
UNSPSC 20.0	32151602
UNSPSC 21.0	32151602

Approvals

Approvals

Approvals

DNV GL / LR / ABS / BSH / BV / LR / ABS / BSH / RINA / UL Recognized / EAC

Inline terminal - IB IL 24 DO 16-PAC - 2861292

Approvals

Ex Approvals


UL Listed / cUL Listed / ATEX / cULus Listed

Approval details

DNV GL		https://approvalfinder.dnvgl.com/	TAA00000BN
LR		http://www.lr.org/en	08/20033
ABS		http://www.eagle.org/eagleExternalPortalWEB/	17-HG1621871-PDA
BSH			Anwenderhinweis
BV		http://www.veristar.com/portal/veristarinfo/generalinfo/approved/approvedProducts/equipmentAndMaterials	20989/B2_BV
LR		http://www.lr.org/en	08/20033
ABS		http://www.eagle.org/eagleExternalPortalWEB/	17-HG1621871-PDA
BSH			658
RINA		http://www.rina.org/en	ELE335818XG
UL Recognized		http://database.ul.com/cgi-bin/XYV/template/LISEXT/1FRAME/index.htm	FILE E 140324

Inline terminal - IB IL 24 DO 16-PAC - 2861292

Approvals

EAC		EAC-Zulassung
-----	---	---------------

Accessories

Accessories

Connector set

Connector set - IB IL DO16-PLSET/OCP - 2860992



Connector set, for IB IL DO 16, copper, colored identification.

Front adapter

Front adapters - FLKM 14-PA-INLINE/OUT16 - 2302764



VARIOFACE front adapter for Inline modules, for transferring 16 (2 x 8) digital output signals.

Labeling panel

Labeling field - IB IL FIELD 2 - 2727501

Labeling field, width: 12.2 mm



Inline terminal - IB IL 24 DO 16-PAC - 2861292

Accessories

Labeling field - IB IL FIELD 8 - 2727515

Labeling field, width: 48.8 mm



Plug

Inline connector - IB IL SCN-12-OCP - 2727624



Connector, colored identification, for digital 4, or 16-channel Inline output terminal blocks

Inline connector - IB IL SCN-12 - 2726340



Connector, for digital 4 or 16-channel Inline terminals

Terminal marking

Insert strip - ESL 62X10 - 0809492



Insert strip, Sheet, white, unlabeled, can be labeled with: Office printing systems: Laser printer, mounting type: insert, lettering field size: 62 x 10 mm, Number of individual labels: 72

Insert strip - ESL 62X46 - 0809502



Insert strip, Sheet, white, unlabeled, can be labeled with: Office printing systems: Laser printer, mounting type: insert, lettering field size: 62 x 46 mm, Number of individual labels: 120

Inline terminal - IB IL 24 DO 16-PAC - 2861292

Accessories

Phoenix Contact 2020 © - all rights reserved
<http://www.phoenixcontact.com>