

Surge protection base element - PT 4-EX(I)-BE - 2839486

Please be informed that the data shown in this PDF Document is generated from our Online Catalog. Please find the complete data in the user's documentation. Our General Terms of Use for Downloads are valid (<http://phoenixcontact.com/download>)



Base element for protective plug PT with protective circuit for a 4-core floating EEx ia signal circuit. Nominal voltage: 24 V DC, for mounting on NS 35/7.5 and NS 35/15, housing width: 17.5 mm

Your advantages

- ✓ Plugs can be checked with CHECKMASTER
- ✓ Maximum ease of maintenance thanks to the two-piece design
- ✓ Base element remains an integral part of the installation
- ✓ Tailored to the special requirements of intrinsically safe circuits
- ✓ Consistent plug-in signal circuit protection
- ✓ Impedance-neutral disconnection of plug for test and maintenance purposes



Key Commercial Data

Packing unit	1 pc
Minimum order quantity	10 pc
GTIN	 4 017918 182892
GTIN	4017918182892
Weight per Piece (excluding packing)	55.250 g
Custom tariff number	85363010
Country of origin	Germany

Technical data

Dimensions

Height	90 mm
Width	17.7 mm
Depth	51.5 mm (incl. DIN rail 7.5 mm)

Surge protection base element - PT 4-EX(I)-BE - 2839486

Technical data

Dimensions

Horizontal pitch	1 Div.
------------------	--------

Ambient conditions

Ambient temperature (operation)	-40 °C ... 85 °C
Ambient temperature (storage/transport)	-40 °C ... 85 °C
Altitude	≤ 2000 m (amsl (above mean sea level))
Degree of protection	IP20

General

Housing material	PA 6.6
Flammability rating according to UL 94	V-0
Color	sky blue RAL 5015
Mounting type	DIN rail: 35 mm
Type	Base element, DIN rail mounting
Number of positions	4

Protective circuit

Nominal voltage U_N	24 V DC
Maximum continuous voltage U_C	30 V DC
	21 V AC
Rated current	500 mA (40 °C)
Resistance per path	0 Ω
Surge protection fault message	none
Max. required back-up fuse	500 mA (T)

Connection data

Connection method	Screw connection
Screw thread	M3
Tightening torque	0.5 Nm
Stripping length	8 mm
Conductor cross section flexible	0.2 mm ² ... 2.5 mm ²
Conductor cross section solid	0.2 mm ² ... 4 mm ²
Conductor cross section AWG	24 ... 12

Standards and Regulations

Standards/specifications	EN 61643-21 A2:2013
	EN 60079-0 2012
	EN 60079-11 2012
	EN 60079-26 2007
	IEC 60079-0 2011

Surge protection base element - PT 4-EX(I)-BE - 2839486

Technical data

Standards and Regulations

	IEC 60079-11 2011
	IEC 60079-26 2006

General

Maximum inner capacitance C_i	1.1 nF
Max. internal inductance L_i	1 μ H
Maximum inner time factor (R_i/L_i)	$\leq 10 \mu$ s
Max. input current I_i	500 mA ($T4 / \leq 80^\circ\text{C}$)
	500 mA ($T5 / \leq 55^\circ\text{C}$)
	500 mA ($T6 / \leq 40^\circ\text{C}$)
Max. input voltage U_i	30 V DC
max. input power P_i	850 mW ($T4 / \leq 80^\circ\text{C}$)
	700 mW ($T5 / \leq 55^\circ\text{C}$)
	700 mW ($T6 / \leq 40^\circ\text{C}$)
Ambient temperature (operation)	-40 °C ... 80 °C (T4)
	-40 °C ... 55 °C (T5)
	-40 °C ... 40 °C (T6)

Conformity / approvals

ATEX	# II 1 G Ex ia IIC T4...T6
	# II 1 D Ex iaD 20 IP6x T85 °C...135 °C

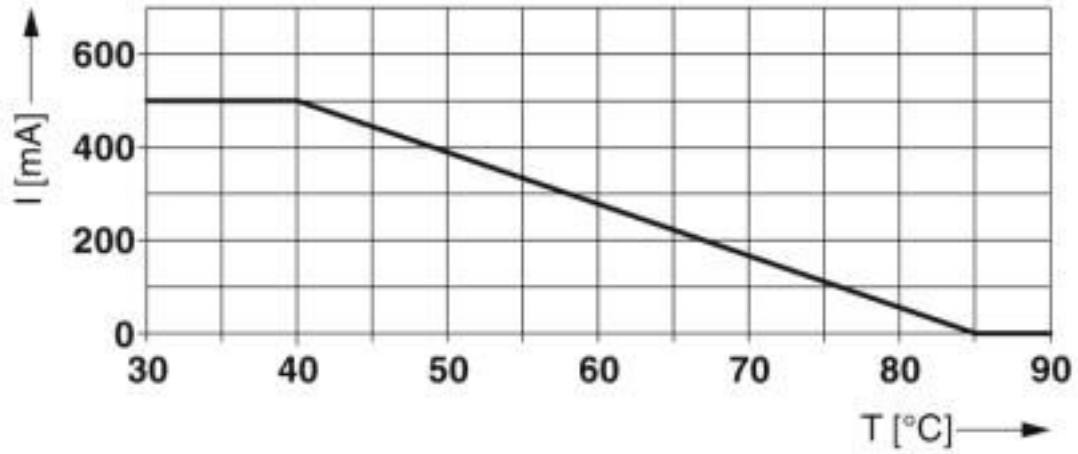
Environmental Product Compliance

China RoHS	Environmentally Friendly Use Period = 50 years
	For details about hazardous substances go to tab "Downloads", Category "Manufacturer's declaration"

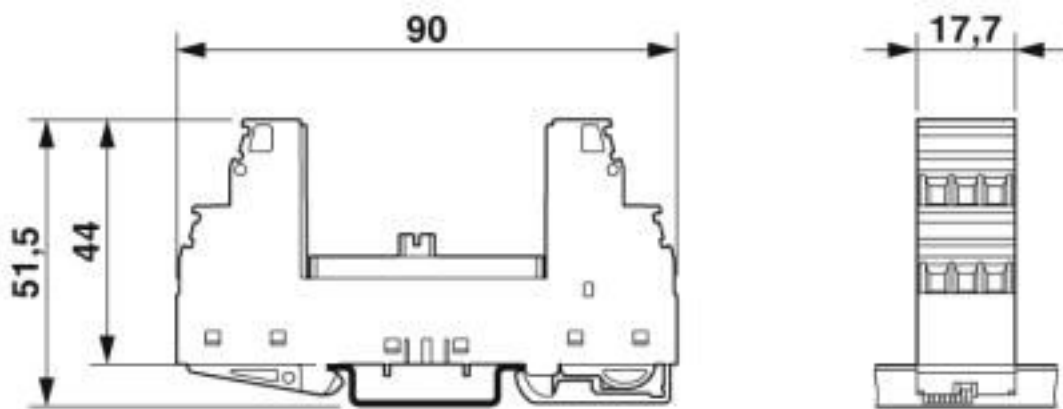
Drawings

Surge protection base element - PT 4-EX(I)-BE - 2839486

Diagram

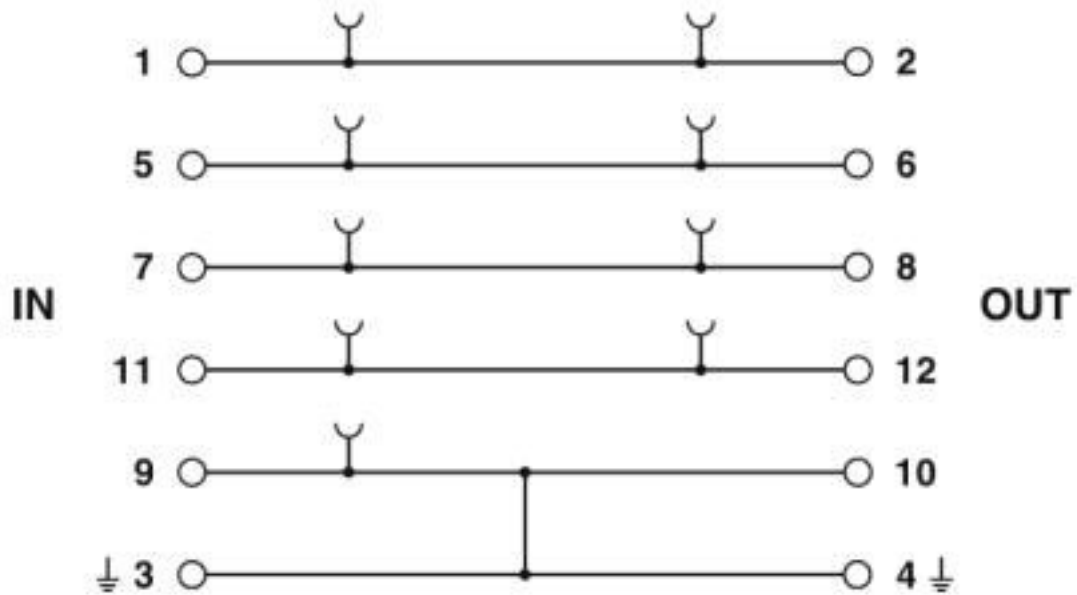


Dimensional drawing



Surge protection base element - PT 4-EX(I)-BE - 2839486

Circuit diagram



Classifications

eCl@ss

eCl@ss 10.0.1	27130803
eCl@ss 4.0	27130800
eCl@ss 4.1	27130800
eCl@ss 5.0	27130800
eCl@ss 5.1	27130800
eCl@ss 6.0	27130800
eCl@ss 7.0	27130803
eCl@ss 8.0	27130803
eCl@ss 9.0	27130803

ETIM

ETIM 2.0	EC000472
ETIM 3.0	EC000472
ETIM 4.0	EC000472
ETIM 5.0	EC000472
ETIM 6.0	EC000472
ETIM 7.0	EC000472

UNSPSC

UNSPSC 6.01	30212010
-------------	----------

Surge protection base element - PT 4-EX(I)-BE - 2839486

Classifications

UNSPSC

UNSPSC 7.0901	39121610
UNSPSC 11	39121610
UNSPSC 12.01	39121610
UNSPSC 13.2	39121620
UNSPSC 18.0	39121620
UNSPSC 19.0	39121620
UNSPSC 20.0	39121620
UNSPSC 21.0	39121620

Approvals

Approvals

Approvals


DNV GL / EAC / EAC


Ex Approvals

IECEX / ATEX / INMETRO

Approval details

DNV GL		https://approvalfinder.dnvgl.com/	TAE00001N6
--------	---	---	------------

EAC			EAC-Zulassung
-----	---	--	---------------

EAC			RU C- DE.A*30.B01561
-----	---	--	-------------------------

Accessories

Accessories

Marker pen

Surge protection base element - PT 4-EX(I)-BE - 2839486

Accessories

Marker pen - X-PEN 0,35 - 0811228



Marker pen without ink cartridge, for manual labeling of markers, labeling extremely wipe-proof, line thickness 0.35 mm

Marker pen - B-STIFT - 1051993



Marker pen, for manual labeling of unprinted Zack strips, smear-proof and waterproof, line thickness 0.5 mm

Shield connection

Shield connection - SSA 5-10 - 2839512



Shield fast connection for 5 ... 10 mm cable diameter. Potential connecting cable: 200 mm, 1 mm², color: black

Shield connection - SSA 3-6 - 2839295



Shield fast connection for 3 ... 6 mm cable diameter. Potential connecting cable: 200 mm, 1 mm², color: black

Terminal marking

Zack marker strip - ZB 5 :UNBEDRUCKT - 1050004



Zack marker strip, Strip, white, unlabeled, can be labeled with: PLOTMARK, CMS-P1-PLOTTER, mounting type: snap into tall marker groove, for terminal block width: 5.2 mm, lettering field size: 5.1 x 10.5 mm, Number of individual labels: 10

Surge protection base element - PT 4-EX(I)-BE - 2839486

Accessories

Zack Marker strip, flat - ZBF 5:UNBEDRUCKT - 0808642



Zack Marker strip, flat, Strip, white, unlabeled, can be labeled with: PLOTMARK, CMS-P1-PLOTTER, mounting type: snap into flat marker groove, for terminal block width: 5 mm, lettering field size: 5.1 x 5.2 mm, Number of individual labels: 10

Zack marker strip - ZB 5,8:UNBEDRUCKT - 2715209



Zack marker strip, Strip, white, unlabeled, can be labeled with: PLOTMARK, CMS-P1-PLOTTER, mounting type: snap into tall marker groove, for terminal block width: 5.8 mm, lettering field size: 5.75 x 10.5 mm, Number of individual labels: 10

Necessary add-on products

Surge protection plug - PT 4-EX(I)-24DC-ST - 2839253



PT protective connector with protective circuit for a 4-wire floating Ex-i signal circuit. Nominal voltage: 24 V DC