

Surge protection base element - PT 4+F-BE - 2839415


Please be informed that the data shown in this PDF Document is generated from our Online Catalog. Please find the complete data in the user's documentation. Our General Terms of Use for Downloads are valid (<http://phoenixcontact.com/download>)




Base element for protective plug PT with protective circuit for a 4-wire floating signal circuit, gas-filled surge arrester between the connections 3-4 (GND) and 9-10, for mounting on NS 35/7.5 and NS35/15, housing width: 17.5 mm

Your advantages

- ✓ Plugs can be checked with CHECKMASTER
- ✓ Maximum ease of maintenance thanks to the two-piece design
- ✓ Base element remains an integral part of the installation
- ✓ Consistent plug-in signal circuit protection
- ✓ Impedance-neutral disconnection of plug for test and maintenance purposes



Key Commercial Data

Packing unit	1 pc
GTIN	 4 017918 182823
GTIN	4017918182823
Weight per Piece (excluding packing)	56.370 g
Custom tariff number	85363010
Country of origin	Germany

Technical data

Dimensions

Height	90 mm
Width	17.7 mm
Depth	51.5 mm (incl. DIN rail 7.5 mm)
Horizontal pitch	1 Div.

Ambient conditions

Surge protection base element - PT 4+F-BE - 2839415

Technical data

Ambient conditions

Ambient temperature (operation)	-40 °C ... 85 °C
Ambient temperature (storage/transport)	-40 °C ... 85 °C
Altitude	≤ 2000 m (amsl (above mean sea level))
Degree of protection	IP20

General

Housing material	PA 6.6
Flammability rating according to UL 94	V-0
Color	jet black RAL 9005
Mounting type	DIN rail: 35 mm
Type	Base element, DIN rail mounting
Number of positions	4

Protective circuit

Nominal voltage U_N	24 V AC
Maximum continuous voltage U_C	60 V DC
	120 V AC
Rated current	150 mA DC (80 °C)
	2 A AC (80 °C)
	1.6 A DC (with PT 2X2-FF-ST)
Resistance per path	0 Ω
Max. required back-up fuse	160 mA DC (T)
	2 A AC (T)
	1.6 A (FF, with PT 2X2-FF-ST)

Connection data

Connection method	Screw connection
Screw thread	M3
Tightening torque	0.5 Nm
Stripping length	8 mm
Conductor cross section flexible	0.2 mm ² ... 2.5 mm ²
Conductor cross section solid	0.2 mm ² ... 4 mm ²
Conductor cross section AWG	24 ... 12

Standards and Regulations

Standards/specifications	IEC 61643-21 2000 + corrigendum 2001 + A1:2008, modified + A2:2012
	EN 61643-21 2001 + A1:2009 + A2:2013

Environmental Product Compliance

China RoHS	Environmentally Friendly Use Period = 50 years
------------	--

Surge protection base element - PT 4+F-BE - 2839415

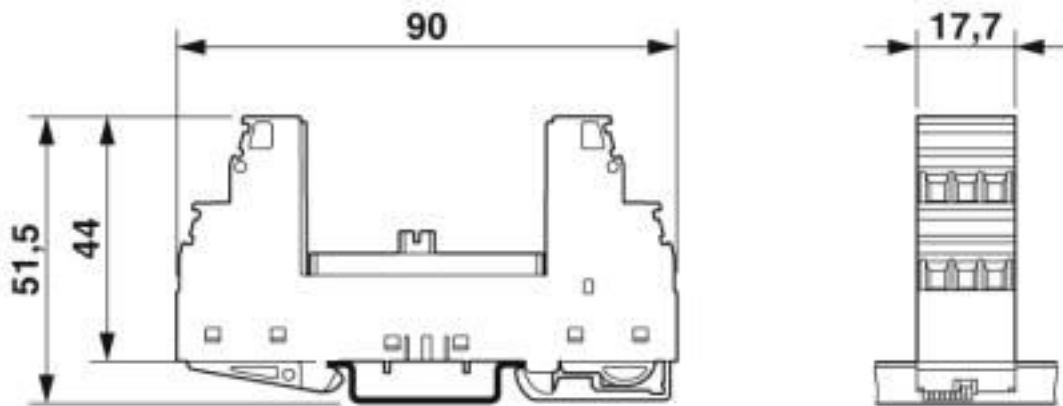
Technical data

Environmental Product Compliance

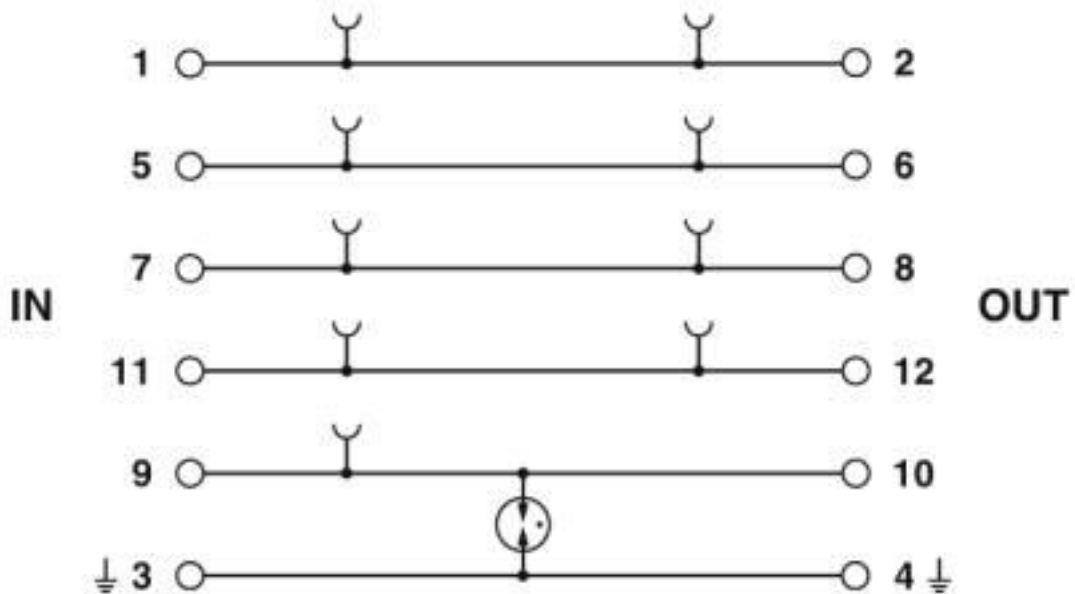
For details about hazardous substances go to tab "Downloads", Category "Manufacturer's declaration"

Drawings

Dimensional drawing



Circuit diagram



Surge protection base element - PT 4+F-BE - 2839415

Classifications

eCl@ss

eCl@ss 10.0.1	27130803
eCl@ss 4.0	27130800
eCl@ss 4.1	27130800
eCl@ss 5.0	27130800
eCl@ss 5.1	27130800
eCl@ss 6.0	27130800
eCl@ss 7.0	27130803
eCl@ss 8.0	27130803
eCl@ss 9.0	27130803

ETIM

ETIM 2.0	EC000472
ETIM 3.0	EC000472
ETIM 4.0	EC000472
ETIM 5.0	EC000472
ETIM 6.0	EC000472
ETIM 7.0	EC000472

UNSPSC

UNSPSC 6.01	30212010
UNSPSC 7.0901	39121610
UNSPSC 11	39121610
UNSPSC 12.01	39121610
UNSPSC 13.2	39121620
UNSPSC 18.0	39121620
UNSPSC 19.0	39121620
UNSPSC 20.0	39121620
UNSPSC 21.0	39121620

Approvals

Approvals

Approvals

DNV GL / UL Listed / EAC / EAC

Surge protection base element - PT 4+F-BE - 2839415

Approvals

Ex Approvals

ATEX / UL Listed / cUL Listed / IECEx / cULus Listed

Approval details

DNV GL		https://approvalfinder.dnvgl.com/	TAE00001N6
UL Listed		http://database.ul.com/cgi-bin/XYV/template/LISEXT/1FRAME/index.htm	FILE E 138168
EAC			EAC-Zulassung
EAC			RU C- DE.A*30.B01561

Accessories

Accessories

Marker pen

Marker pen - X-PEN 0,35 - 0811228



Marker pen without ink cartridge, for manual labeling of markers, labeling extremely wipe-proof, line thickness 0.35 mm

Marker pen - B-STIFT - 1051993



Marker pen, for manual labeling of unprinted Zack strips, smear-proof and waterproof, line thickness 0.5 mm

Surge protection base element - PT 4+F-BE - 2839415

Accessories

Shield connection

Shield connection - SSA 5-10 - 2839512



Shield fast connection for 5 ... 10 mm cable diameter. Potential connecting cable: 200 mm, 1 mm², color: black

Shield connection - SSA 3-6 - 2839295



Shield fast connection for 3 ... 6 mm cable diameter. Potential connecting cable: 200 mm, 1 mm², color: black

Terminal marking

Zack marker strip - ZB 5 :UNBEDRUCKT - 1050004



Zack marker strip, Strip, white, unlabeled, can be labeled with: PLOTMARK, CMS-P1-PLOTTER, mounting type: snap into tall marker groove, for terminal block width: 5.2 mm, lettering field size: 5.1 x 10.5 mm, Number of individual labels: 10

Zack Marker strip, flat - ZBF 5:UNBEDRUCKT - 0808642



Zack Marker strip, flat, Strip, white, unlabeled, can be labeled with: PLOTMARK, CMS-P1-PLOTTER, mounting type: snap into flat marker groove, for terminal block width: 5 mm, lettering field size: 5.1 x 5.2 mm, Number of individual labels: 10

Surge protection base element - PT 4+F-BE - 2839415

Accessories

Zack marker strip - ZB 5,8:UNBEDRUCKT - 2715209



Zack marker strip, Strip, white, unlabeled, can be labeled with: PLOTMARK, CMS-P1-PLOTTER, mounting type: snap into tall marker groove, for terminal block width: 5.8 mm, lettering field size: 5.75 x 10.5 mm, Number of individual labels: 10

Additional products

Surge protection device - PT 2-TELE - 2882828



Surge protective device, consisting of plug and base element, for protecting a double wire from analog and digital telecommunications interfaces (VDSL up to 50 Mbps, on short paths (< 300 m) up to 100 Mbps).