

## Type 2 surge arrester - VAL-MS 230/3+1 - 2838209

Please be informed that the data shown in this PDF Document is generated from our Online Catalog. Please find the complete data in the user's documentation. Our General Terms of Use for Downloads are valid (<http://phoenixcontact.com/download>)



Surge arrester consisting of base element and ground connectors, for mounting on NS 35/7.5, nominal voltage: 230 V AC, 3 + 1 circuit


### Your advantages

- ✓ With or without floating remote indication contact
- ✓ Mechanical coding of all slots
- ✓ Optical, mechanical status indication for the individual arresters
- ✓ Disconnect device on each individual plug
- ✓ Multi-channel type 2 arresters
- ✓ Type 2 consistent plug-in surge arresters

RoHS



### Key Commercial Data

Packing unit	1 pc
GTIN	 4 017918 172824
GTIN	4017918172824
Weight per Piece (excluding packing)	400.000 g
Custom tariff number	85363030
Country of origin	Germany

### Technical data

#### Dimensions

Height	89.8 mm
Width	71 mm
Depth	65.7 mm (incl. DIN rail 7.5 mm)
Horizontal pitch	4 Div.

## Type 2 surge arrester - VAL-MS 230/3+1 - 2838209

### Technical data

#### Ambient conditions

Degree of protection	IP20 (only when all terminal points are used)
Ambient temperature (operation)	-40 °C ... 80 °C
Ambient temperature (storage/transport)	-40 °C ... 80 °C
Altitude	≤ 2000 m (amsl (above mean sea level))
Permissible humidity (operation)	5 % ... 95 %
Shock (operation)	25g (Half-sine / 11 ms / 3x ±X, ±Y, ±Z)
Vibration (operation)	5g (10 ... 500 Hz / 2.5 h / X, Y, Z)

#### General

IEC test classification	II
	T2
EN type	T2
IEC power supply system	TN-S
	TT
Mode of protection	L-N
	L-PE
	N-PE
Mounting type	DIN rail: 35 mm
Color	jet black RAL 9005
Housing material	PA 6.6
	PBT
Degree of pollution	2
Flammability rating according to UL 94	V-0
Type	DIN rail module, two-section, divisible
Number of positions	4
Surge protection fault message	optical

#### Protective circuit

Nominal voltage $U_N$	240/415 V AC (TN-S)
	240/415 V AC (TT)
Nominal frequency $f_N$	50 Hz (60 Hz)
Maximum continuous operating voltage $U_C$ (L-N)	275 V AC
Maximum continuous operating voltage $U_C$ (L-PE)	275 V AC
Maximum continuous voltage $U_C$ (N-PE)	260 V AC
Rated load current $I_L$	80 A
Residual current $I_{PE}$	≤ 5 μA
Standby power consumption $P_C$	≤ 360 mVA
Nominal discharge current $I_n$ (8/20) μs	20 kA

## Type 2 surge arrester - VAL-MS 230/3+1 - 2838209

### Technical data

#### Protective circuit

Maximum discharge current $I_{max}$ (8/20) $\mu s$	40 kA
Follow current interrupt rating $I_{fi}$ (N-PE)	100 A
Short-circuit current rating $I_{SCCR}$	25 kA
Voltage protection level $U_p$ (L-N)	$\leq 1.35$ kV
Voltage protection level $U_p$ (L-PE)	$\leq 1.6$ kV
Voltage protection level $U_p$ (N-PE)	$\leq 1.5$ kV
Residual voltage $U_{res}$ (L-N)	$\leq 1.35$ kV (at $I_n$ )
	$\leq 1.1$ kV (at 10 kA)
	$\leq 1$ kV (at 5 kA)
	$\leq 0.9$ kV (at 3 kA)
Residual voltage $U_{res}$ (L-PE)	$\leq 1.6$ kV (at $I_n$ )
	$\leq 1.2$ kV (at 10 kA)
	$\leq 1$ kV (at 5 kA)
	$\leq 0.9$ kV (at 3 kA)
Residual voltage $U_{res}$ (N-PE)	$\leq 0.4$ kV (at $I_n$ )
	$\leq 0.25$ kV (at 10 kA)
	$\leq 0.15$ kV (at 5 kA)
	$\leq 0.1$ kV (at 3 kA)
TOV behavior at $U_T$ (L-N)	335 V AC (5 s / withstand mode)
	440 V AC (120 min / safe failure mode)
TOV behavior at $U_T$ (N-PE)	1200 V AC (200 ms / withstand mode)
Response time $t_A$ (L-N)	$\leq 25$ ns
Response time $t_A$ (L-PE)	$\leq 100$ ns
Response time $t_A$ (N-PE)	$\leq 100$ ns
Max. backup fuse with V-type through wiring	80 A (gG)
Max. backup fuse with branch wiring	125 A (gG)

#### Connection data

Connection method	Screw connection
Screw thread	M5
Tightening torque	3 Nm (1.5 mm <sup>2</sup> ... 16 mm <sup>2</sup> )
	4.5 Nm (25 mm <sup>2</sup> ... 35 mm <sup>2</sup> )
Stripping length	16 mm
Conductor cross section flexible	1.5 mm <sup>2</sup> ... 25 mm <sup>2</sup>
Conductor cross section solid	1.5 mm <sup>2</sup> ... 35 mm <sup>2</sup>
Conductor cross section AWG	15 ... 2
Connection method	Fork-type cable lug

## Type 2 surge arrester - VAL-MS 230/3+1 - 2838209

### Technical data

#### Connection data

Conductor cross section flexible	1.5 mm <sup>2</sup> ... 16 mm <sup>2</sup>
----------------------------------	--

#### UL specifications

SPD Type	4CA
Maximum continuous operating voltage MCOV (L-L)	550 V AC
Maximum continuous operating voltage MCOV (L-N)	275 V AC
Maximum continuous operating voltage MCOV (L-G)	275 V AC
Maximum continuous operating voltage MCOV (N-G)	260 V AC
Nom. voltage	230/400 V AC
Mode of protection	L-L
	L-N
	L-G
	N-G
Power distribution system	Wye
Nominal frequency	50/60 Hz
Measured limiting voltage MLV (L-L)	2720 V
Measured limiting voltage MLV (L-N)	1910 V
Measured limiting voltage MLV (L-G)	2630 V
Measured limiting voltage MLV (N-G)	1370 V
Nominal discharge current I <sub>n</sub> (L-L)	20 kA
Nominal discharge current I <sub>n</sub> (L-N)	20 kA
Nominal discharge current I <sub>n</sub> (L-G)	20 kA
Nominal discharge current I <sub>n</sub> (N-G)	20 kA

#### UL connection data

Conductor cross section AWG	10 ... 2
Tightening torque	30 lb <sub>f</sub> -in.

#### Standards and Regulations

Standards/regulations	IEC 61643-11 2011
	EN 61643-11 2012

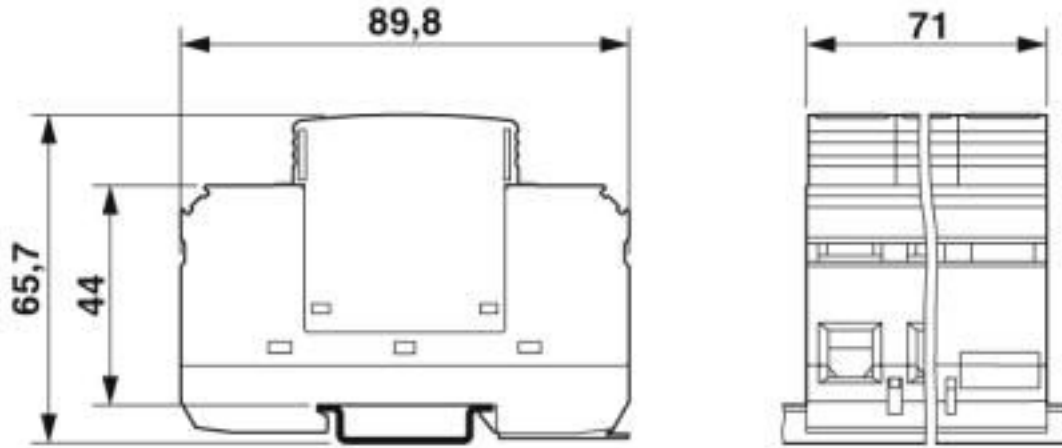
#### Environmental Product Compliance

China RoHS	Environmentally Friendly Use Period = 50 years
	For details about hazardous substances go to tab "Downloads", Category "Manufacturer's declaration"

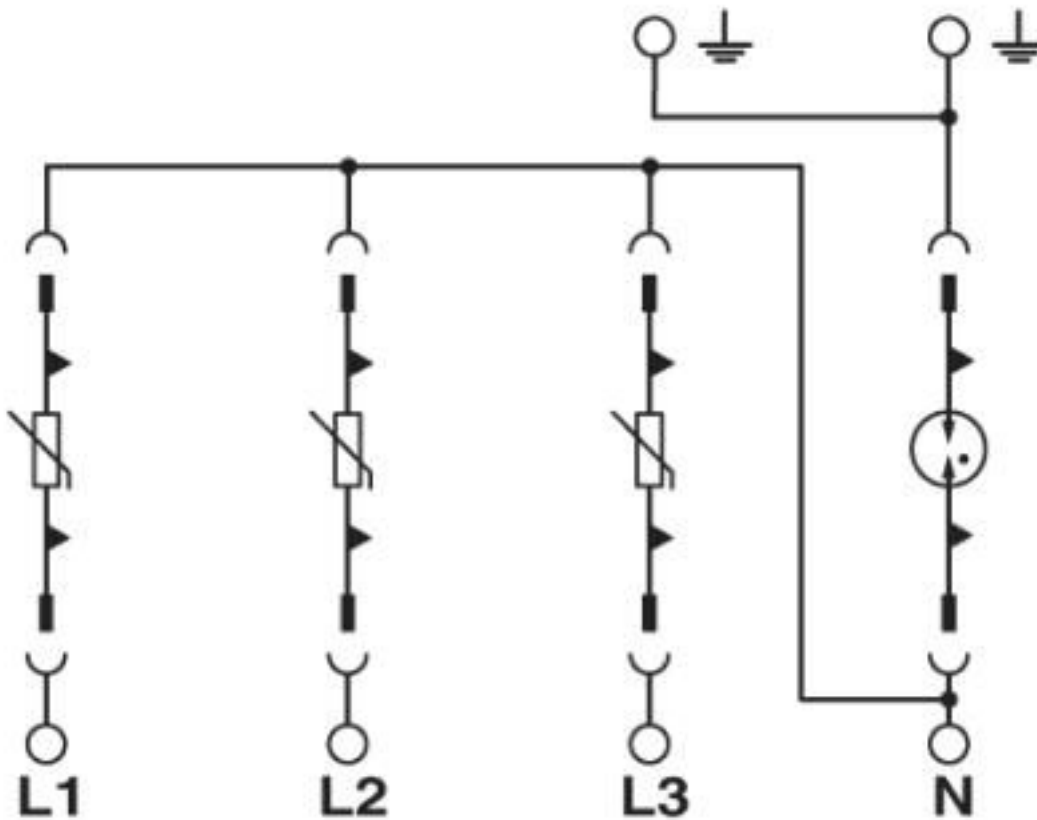
### Drawings

# Type 2 surge arrester - VAL-MS 230/3+1 - 2838209

Dimensional drawing



Circuit diagram



## Type 2 surge arrester - VAL-MS 230/3+1 - 2838209

### Classifications

#### eCl@ss

eCl@ss 10.0.1	27130805
eCl@ss 4.0	27130800
eCl@ss 4.1	27130800
eCl@ss 5.0	27130800
eCl@ss 5.1	27130800
eCl@ss 6.0	27130800
eCl@ss 7.0	27130805
eCl@ss 8.0	27130805
eCl@ss 9.0	27130805

#### ETIM

ETIM 2.0	EC000941
ETIM 3.0	EC000941
ETIM 4.0	EC000941
ETIM 5.0	EC000941
ETIM 6.0	EC000941
ETIM 7.0	EC000941

#### UNSPSC

UNSPSC 6.01	30212010
UNSPSC 7.0901	39121610
UNSPSC 11	39121610
UNSPSC 12.01	39121610
UNSPSC 13.2	39121620
UNSPSC 18.0	39121620
UNSPSC 19.0	39121620
UNSPSC 20.0	39121620
UNSPSC 21.0	39121620

### Approvals

#### Approvals

---

#### Approvals

CSA / GL / CCA / UL Recognized / KEMA-KEUR / cUL Recognized / IECCE CB Scheme / ÖVE / EAC / EAC / cULus Recognized









---

#### Ex Approvals

## Type 2 surge arrester - VAL-MS 230/3+1 - 2838209

### Approvals

#### Approval details

CSA		<a href="http://www.csagroup.org/services-industries/product-listing/">http://www.csagroup.org/services-industries/product-listing/</a>	13631
GL		<a href="https://approvalfinder.dnvgl.com/">https://approvalfinder.dnvgl.com/</a>	94385-10 HH
CCA			NTR-AT 1947-A
UL Recognized		<a href="http://database.ul.com/cgi-bin/XYV/template/LISEXT/1FRAME/index.htm">http://database.ul.com/cgi-bin/XYV/template/LISEXT/1FRAME/index.htm</a>	FILE E 330181
KEMA-KEUR		<a href="http://www.dekra-certification.com">http://www.dekra-certification.com</a>	71-113273
cUL Recognized		<a href="http://database.ul.com/cgi-bin/XYV/template/LISEXT/1FRAME/index.htm">http://database.ul.com/cgi-bin/XYV/template/LISEXT/1FRAME/index.htm</a>	FILE E 330181
IECEE CB Scheme		<a href="http://www.iecee.org/">http://www.iecee.org/</a>	AT 2905/M1
ÖVE		<a href="https://www.ove.at/zertifizierung-pz/zertifizierungsregister/">https://www.ove.at/zertifizierung-pz/zertifizierungsregister/</a>	18583-001-14
EAC			EAC-Zulassung

## Type 2 surge arrester - VAL-MS 230/3+1 - 2838209

### Approvals

EAC		RU C- DE.A*30.B01561
-----	---	-------------------------

cULus Recognized	
------------------	---

### Accessories

#### Accessories

#### Bridge

Wiring bridge - MPB 18/4- 8 - 2809283



Wiring bridge for modules with connecting pitch 17.5 mm, 4-phase, 8-pos.

Wiring bridge - MPB 18/1-10/1.0.0 - 2830443



Wiring bridge for modules with connecting pitch 17.5 mm, 1-phase, 10 pitches with contact sequence 1-0-0

Wiring bridge - MPB 18/4- 8 - 2809283



Wiring bridge for modules with connecting pitch 17.5 mm, 4-phase, 8-pos.



## Type 2 surge arrester - VAL-MS 230/3+1 - 2838209

### Accessories

Wiring bridge - MPB 18/3- 6 - 2809241



Wiring bridge for modules with connecting pitch 17.5 mm, 3-phase, 6-pos.

---

Wiring bridge - MPB 18/1-57 - 2809238



Wiring bridge for modules with connecting pitch 17.5 mm, 1-phase, 57-pos.

---

Wiring bridge - MPB 18/1-12 - 2748593



Wiring bridge for modules with connecting pitch 17.5 mm, 1-phase, 12-pos.

---

Wiring bridge - MPB 18/1- 9 - 2748580



Wiring bridge for modules with connecting pitch 17.5 mm, 1-phase, 9-pos.

---

Wiring bridge - MPB 18/1- 8 - 2748577



Wiring bridge for modules with connecting pitch 17.5 mm, 1-phase, 8-pos.

---

## Type 2 surge arrester - VAL-MS 230/3+1 - 2838209

### Accessories

Wiring bridge - MPB 18/1- 6 - 2748564



Wiring bridge for modules with connecting pitch 17.5 mm, 1-phase, 6-pos.

---

Wiring bridge - MPB 18/1- 4 - 2809225



Wiring bridge for modules with connecting pitch 17.5 mm, 1-phase, 4-pos.

---

Wiring bridge - MPB 18/1- 3 - 2809212



Wiring bridge for modules with connecting pitch 17.5 mm, 1-phase, 3-pos.

---

Wiring bridge - MPB 18/1- 2 - 2809209



Wiring bridge for modules with connecting pitch 17.5 mm, 1-phase, 2-pos.

---

### Device marking

Zack marker strip - ZBN 18:UNBEDRUCKT - 2809128



Zack marker strip, Strip, white, unlabeled, can be labeled with: CMS-P1-PLOTTER, PLOTMARK, mounting type: snap into tall marker groove, for terminal block width: 18 mm, lettering field size: 18 x 5 mm, Number of individual labels: 5

---

## Type 2 surge arrester - VAL-MS 230/3+1 - 2838209

### Accessories

#### Feed-through terminal block

Feed-through terminal block - DK-BIC-35 - 2749880



Feed-through terminal block for VAL and FLT applications

---

#### Labeled device marker

Marker for terminal blocks - ZBN 18,LGS:ERDE - 2749589



Marker for terminal blocks, Strip, white, labeled, horizontal: Grounding symbol, mounting type: snap into tall marker groove, for terminal block width: 18 mm, lettering field size: 18 x 5 mm, Number of individual labels: 5

---

Marker for terminal blocks - ZBN 18,LGS:L1-N,ERDE - 2749576



Marker for terminal blocks, Strip, white, labeled, horizontal: L1, L2, L3, N, GND, mounting type: snap into tall marker groove, for terminal block width: 18 mm, lettering field size: 18 x 5 mm, Number of individual labels: 5

---

#### Marker pen

Marker pen - B-STIFT - 1051993



Marker pen, for manual labeling of unprinted Zack strips, smear-proof and waterproof, line thickness 0.5 mm

---

#### Spare parts

## Type 2 surge arrester - VAL-MS 230/3+1 - 2838209

### Accessories

Type 2 surge protection plug - VAL-MS 230 ST - 2798844



Surge protection connector type 2 with high-capacity varistor for VAL-MS base element, thermal monitoring, visual fault warning. Design: 230 V AC

---

Type 2 surge protection plug - F-MS 12 ST - 2817990



Surge protection plug type 2, with N-PE total current spark gap for base element.

---