

Surge protection device - LIT 4-12 - 2804704

Please be informed that the data shown in this PDF Document is generated from our Online Catalog. Please find the complete data in the user's documentation. Our General Terms of Use for Downloads are valid (<http://phoenixcontact.com/download>)




Surge protection in one-piece 6.2 mm wide DIN rail module for four floating signal wires.

Your advantages

- ✔ Complete normal mode voltage protection between all wires
- ✔ Cross-arrester bridging of the reference potential with ME 6,2 TBUS



Key Commercial Data

Packing unit	1 pc
GTIN	 4 046356 462204
GTIN	4046356462204
Weight per Piece (excluding packing)	62.000 g
Custom tariff number	85363010
Country of origin	Germany

Technical data

Dimensions

Height	93.1 mm
Width	6.2 mm
Depth	102.5 mm (incl. DIN rail 7.5 mm)

Ambient conditions

Ambient temperature (operation)	-40 °C ... 80 °C
Ambient temperature (storage/transport)	-40 °C ... 80 °C
Altitude	≤ 2000 m (amsl (above mean sea level))

Surge protection device - LIT 4-12 - 2804704

Technical data

Ambient conditions

Degree of protection	IP20
----------------------	------

General

Housing material	PBT
Flammability rating according to UL 94	V-0
Color	anthracite grey RAL 7016
Mounting type	DIN rail: 35 mm
Type	DIN rail module, one-piece
Direction of action	Line-Line & Line-Earth Ground

Protective circuit

IEC test classification	C1
	C2
	C3
	D1
Nominal voltage U_N	12 V DC
Maximum continuous voltage U_C	18 V DC
	13 V AC
Rated current	500 mA (40 °C)
Operating effective current I_C at U_C	$\leq 2 \mu\text{A}$
Residual current I_{PE}	$\leq 4 \mu\text{A}$
Nominal discharge current I_n (8/20) μs (line-line)	350 A
Nominal discharge current I_n (8/20) μs (line-earth)	5 kA
Pulse discharge current I_{imp} (10/350) μs (line-earth)	500 A
	2 kA (in total)
Total discharge current I_{total} (8/20) μs	20 kA
Max. discharge current I_{max} (8/20) μs maximum (line-line)	350 A
Max. discharge current I_{max} (8/20) μs maximum (line-earth)	10 kA
	20 kA (in total)
Nominal pulse current I_{an} (10/1000) μs (line-line)	70 A
Nominal pulse current I_{an} (10/1000) μs (line-earth)	50 A
	200 A (in total)
Output voltage limitation at 1 kV/ μs (line-line) spike	$\leq 50 \text{ V}$
Output voltage limitation at 1 kV/ μs (line-earth) spike	$\leq 650 \text{ V}$
Residual voltage at I_n (line-line)	$\leq 50 \text{ V}$
Residual voltage with I_{an} (10/1000) μs (line-line)	$\leq 50 \text{ V}$
Voltage protection level U_p (line-line)	$\leq 50 \text{ V}$ (C1 - 500 V / 250 A)
	$\leq 35 \text{ V}$ (C3 - 10 A)

Surge protection device - LIT 4-12 - 2804704

Technical data

Protective circuit

	$\leq 40 \text{ V (C3 - 70 A)}$
Voltage protection level U_p (line-earth)	$\leq 650 \text{ V (C1 - 500 V / 250 A)}$
	$\leq 650 \text{ V (C2 - 10 kV / 5 kA)}$
	$\leq 650 \text{ V (C3 - 10 A)}$
	$\leq 700 \text{ V (C3 - 50 A)}$
	$\leq 700 \text{ V (D1 - 500 A)}$
Response time t_A (line-line)	$\leq 1 \text{ ns}$
Response time t_A (line-earth)	$\leq 100 \text{ ns}$
Input attenuation aE , sym.	typ. 0.3 dB (1.5 MHz/50 Ω)
	typ. 0.3 dB (500 kHz / 150 Ω)
Cut-off frequency f_g (3 dB), sym. in 50 Ohm system	typ. 5 MHz
Cut-off frequency f_g (3 dB), sym. in 150 Ohm system	typ. 1.7 MHz
Capacity	$\leq 1.5 \text{ nF (per path)}$
Resistance per path	0 Ω
Surge protection fault message	none
Max. required back-up fuse	500 mA (T)
Impulse durability (line-line)	C1 - 500 V / 250 A
	C3 - 70 A
Impulse durability (line-earth)	C1 - 500 V / 250 A
	C2 - 10 kV / 5 kA
	C3 - 50 A
	D1 - 500 A
Alternating current carrying capacity (line-earth)	5 A - 1 s

Connection data

Connection method	Screw connection
Connection method IN	PLUGTRAB plug-in system
Connection method OUT	PLUGTRAB plug-in system
Screw thread	M3
Tightening torque	0.8 Nm
Stripping length	8 mm
Conductor cross section flexible	0.2 mm ² ... 2.5 mm ²
Conductor cross section solid	0.2 mm ² ... 2.5 mm ²
Conductor cross section AWG	24 ... 14

Connection, equipotential bonding

Connection method	DIN rail NS35
-------------------	---------------

Standards and Regulations

Surge protection device - LIT 4-12 - 2804704

Technical data

Standards and Regulations

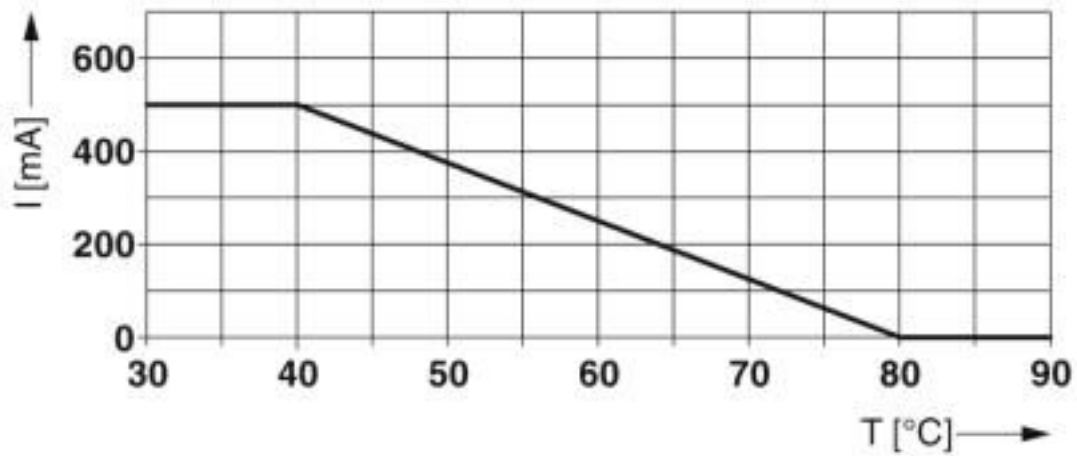
Standards/specifications	EN 61643-21 A2:2013
	EN 60079-0 2012
	EN 60079-11 2012
	EN 60079-26 2007
	IEC 60079-0 2011
	IEC 60079-11 2011
	IEC 60079-26 2006

Environmental Product Compliance

REACH SVHC	Lead 7439-92-1
China RoHS	Environmentally Friendly Use Period = 50 years
	For details about hazardous substances go to tab "Downloads", Category "Manufacturer's declaration"

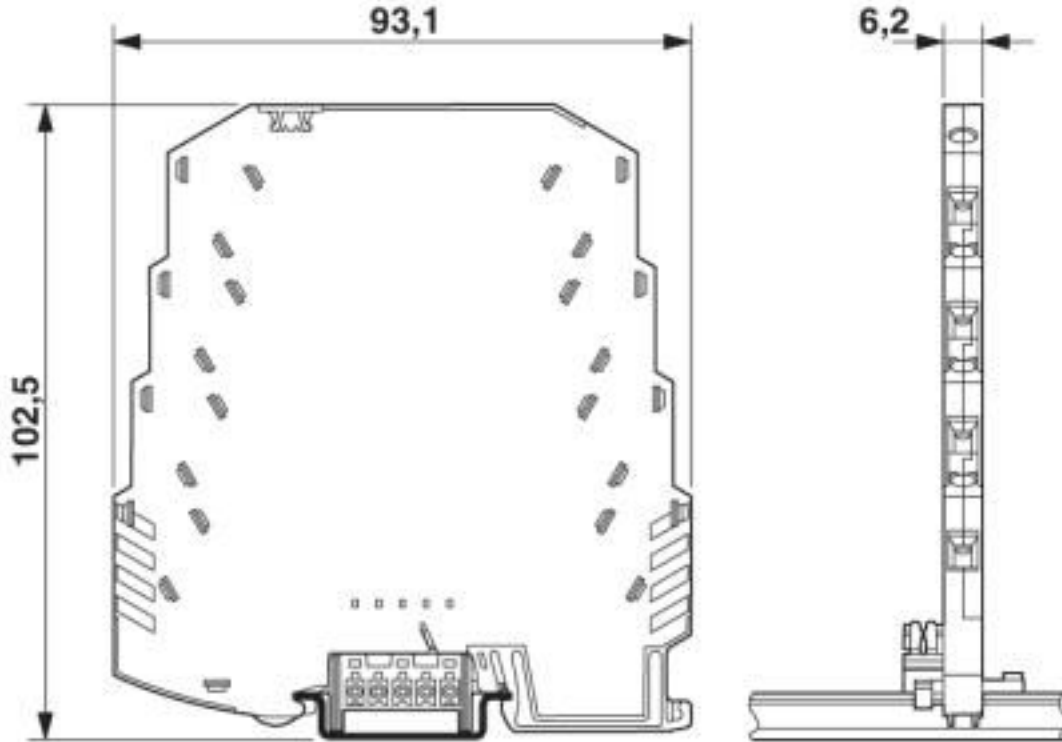
Drawings

Diagram




Surge protection device - LIT 4-12 - 2804704

Dimensional drawing

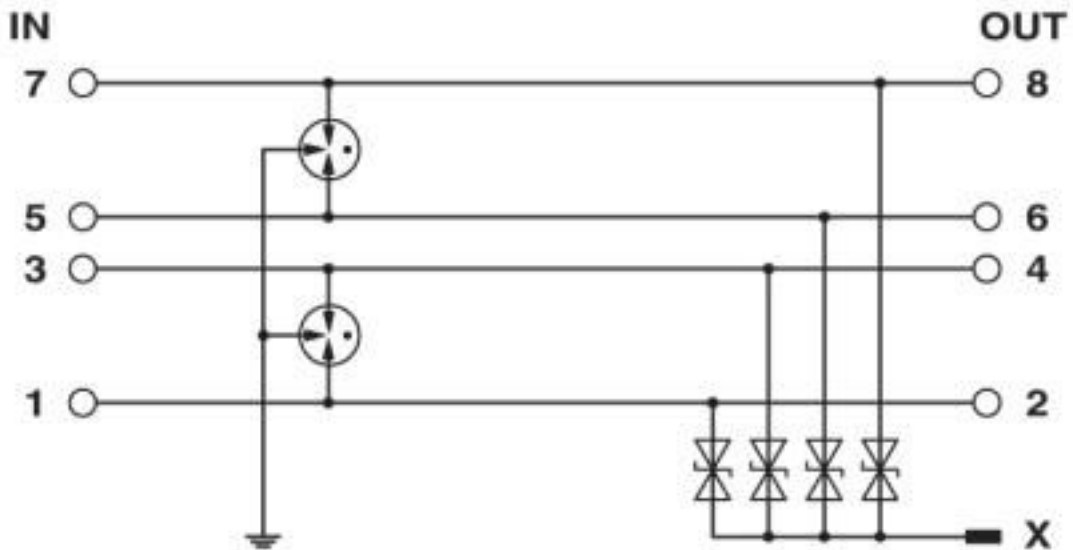


Surge protection device - LIT 4-12 - 2804704

Pictogram



Circuit diagram



Surge protection device - LIT 4-12 - 2804704

Classifications

eCl@ss

eCl@ss 10.0.1	27130807
eCl@ss 4.0	27130800
eCl@ss 4.1	27130800
eCl@ss 5.0	27130800
eCl@ss 5.1	27130800
eCl@ss 6.0	27130800
eCl@ss 7.0	27130807
eCl@ss 8.0	27130807
eCl@ss 9.0	27130807

ETIM

ETIM 2.0	EC000943
ETIM 3.0	EC000943
ETIM 4.0	EC000943
ETIM 5.0	EC000943
ETIM 6.0	EC000943
ETIM 7.0	EC000943

UNSPSC

UNSPSC 6.01	30212010
UNSPSC 7.0901	39121610
UNSPSC 11	39121610
UNSPSC 12.01	39121610
UNSPSC 13.2	39121620
UNSPSC 18.0	39121620
UNSPSC 19.0	39121620
UNSPSC 20.0	39121620
UNSPSC 21.0	39121620

Approvals

Approvals

Approvals

DNV GL / UL Listed / EAC




Surge protection device - LIT 4-12 - 2804704

Approvals

Ex Approvals

IECEX / ATEX / EAC Ex

Approval details

DNV GL		https://approvalfinder.dnvgl.com/	TAE00001N8
UL Listed		http://database.ul.com/cgi-bin/XYV/template/LISEXT/1FRAME/index.htm	FILE E 138168
EAC			RU C- DE.A*30.B01561

Accessories

Accessories

DIN rail connector

DIN rail bus connectors - ME 6,2 TBUS-2 1,5/5-ST-3,81KMGY - 2969401



DIN rail bus connector for potential bridging of devices arranged next to one another across all modules.

PCB plug

Printed-circuit board connector - IMC 1,5/ 5-ST-3,81 - 1857919



PCB connector, nominal current: 8 A, rated voltage (III/2): 160 V, nominal cross section: 1.5 mm², number of positions: 5, pitch: 3.81 mm, connection method: Screw connection with tension sleeve, color: green, contact surface: Tin

Terminal marking

Surge protection device - LIT 4-12 - 2804704

Accessories

Marker for terminal blocks - UC-TM 6 - 0818085



Marker for terminal blocks, Sheet, white, unlabeled, can be labeled with: BLUEMARK ID COLOR, BLUEMARK ID, BLUEMARK CLED, PLOTMARK, CMS-P1-PLOTTER, mounting type: snap into tall marker groove, for terminal block width: 6.2 mm, lettering field size: 5.6 x 10.5 mm, Number of individual labels: 80

Marker for terminal blocks - UC-TM 6 OG - 0818328



Marker for terminal blocks, Sheet, orange, unlabeled, can be labeled with: BLUEMARK ID COLOR, BLUEMARK ID, BLUEMARK CLED, PLOTMARK, CMS-P1-PLOTTER, mounting type: snap into tall marker groove, for terminal block width: 6.2 mm, lettering field size: 5.6 x 10.5 mm, Number of individual labels: 80

Marker for terminal blocks - UC-TM 6 YE - 0818331



Marker for terminal blocks, Sheet, yellow, unlabeled, can be labeled with: BLUEMARK ID COLOR, BLUEMARK ID, BLUEMARK CLED, PLOTMARK, CMS-P1-PLOTTER, mounting type: snap into tall marker groove, for terminal block width: 6.2 mm, lettering field size: 5.6 x 10.5 mm, Number of individual labels: 80

Marker for terminal blocks - UC-TM 6 BU - 0818344



Marker for terminal blocks, Sheet, blue, unlabeled, can be labeled with: BLUEMARK ID COLOR, BLUEMARK ID, BLUEMARK CLED, PLOTMARK, CMS-P1-PLOTTER, mounting type: snap into tall marker groove, for terminal block width: 6.2 mm, lettering field size: 5.6 x 10.5 mm, Number of individual labels: 80

Marker for terminal blocks - UC-TM 6 RD - 0818357



Marker for terminal blocks, Sheet, red, unlabeled, can be labeled with: BLUEMARK ID COLOR, BLUEMARK ID, BLUEMARK CLED, PLOTMARK, CMS-P1-PLOTTER, mounting type: snap into tall marker groove, for terminal block width: 6.2 mm, lettering field size: 5.6 x 10.5 mm, Number of individual labels: 80

Surge protection device - LIT 4-12 - 2804704

Accessories

Marker for terminal blocks - UC-TM 6 GN - 0818360



Marker for terminal blocks. Sheet, green, unlabeled, can be labeled with: BLUEMARK ID COLOR, BLUEMARK ID, BLUEMARK CLED, PLOTMARK, CMS-P1-PLOTTER, mounting type: snap into tall marker groove, for terminal block width: 6.2 mm, lettering field size: 5.6 x 10.5 mm, Number of individual labels: 80