

Combination type 1/2 protective device - FLT 25-400 - 2800106

Please be informed that the data shown in this PDF Document is generated from our Online Catalog. Please find the complete data in the user's documentation. Our General Terms of Use for Downloads are valid (<http://phoenixcontact.com/download>)




Type 1 / Class I / B arrester (lightning current arrester) with arc chopping spark gap, 1-channel. Housing width: 17.5 mm (1 Div.)

Your advantages

- High discharge capacity
- 1-channel

Key Commercial Data

Packing unit	1 pc
GTIN	 4 046356 479929
GTIN	4046356479929
Weight per Piece (excluding packing)	180.000 g
Custom tariff number	85363010
Country of origin	India

Technical data

Dimensions

Height	90 mm
Width	17.7 mm
Depth	65.5 mm
Horizontal pitch	1 Div.

Ambient conditions

Degree of protection	IP20 (only when all terminal points are used)
Ambient temperature (operation)	-40 °C ... 85 °C

Combination type 1/2 protective device - FLT 25-400 - 2800106

Technical data

Ambient conditions

Ambient temperature (storage/transport)	-40 °C ... 85 °C
Altitude	≤ 2000 m (amsl (above mean sea level))
Permissible humidity (operation)	5 % ... 95 %

General

IEC test classification	I
	T1
EN type	T1
IEC power supply system	TN-S
	TN-C
	TT
Mode of protection	L-PEN
Mounting type	DIN rail: 35 mm
Color	black
Housing material	PA 6.6
Degree of pollution	2
Flammability rating according to UL 94	V-0
Type	DIN rail module, one-piece
Number of positions	1
Surge protection fault message	none

Protective circuit

Nominal voltage U_N	230/400 V AC (TN)
	230/400 V AC (TT)
Nominal frequency f_N	50 Hz (60 Hz)
Maximum continuous operating voltage U_C (L-PEN)	440 V AC
Rated load current I_L	80 A
Residual current I_{PE}	≤ 0.1 mA
Standby power consumption P_C	≤ 44 mVA
Nominal discharge current I_n (8/20) μ s (L-PEN)	25 kA
Impulse discharge current (10/350) μ s (L-PEN), charge	12.5 As
Impulse discharge current (10/350) μ s (L-PEN), specific energy	156 kJ/ Ω
Impulse discharge current (10/350) μ s (L-PEN), peak current value I_{imp}	25 kA
Follow current interrupt rating I_{fi} (L-PEN)	2.5 kA
Short-circuit current rating I_{SCCR}	2.5 kA
Voltage protection level U_p (L-PEN)	≤ 5 kV
Front of wave sparkover voltage at 6 kV (1.2/50) μ s	≤ 5 kV
TOV behavior at U_T (L-PEN)	440 V AC (5 s / withstand mode)

Combination type 1/2 protective device - FLT 25-400 - 2800106

Technical data

Protective circuit

	440 V AC (120 min / withstand mode)
Response time t_A (L-PEN)	≤ 100 ns
Max. backup fuse with V-type through wiring	80 A AC (gG)
Max. backup fuse with branch wiring	250 A AC (gG)

Connection data

Connection method	Screw connection
Screw thread	M5
Tightening torque	4.5 Nm
Stripping length	14.5 mm
Conductor cross section flexible min.	2.5 mm ²
Conductor cross section flexible max.	25 mm ²
Conductor cross section solid min.	2.5 mm ²
Conductor cross section solid max.	35 mm ²
Conductor cross section AWG	6 ... 2

Standards and Regulations

Standards/regulations	IEC 61643-11 2011
	EN 61643-11 2012

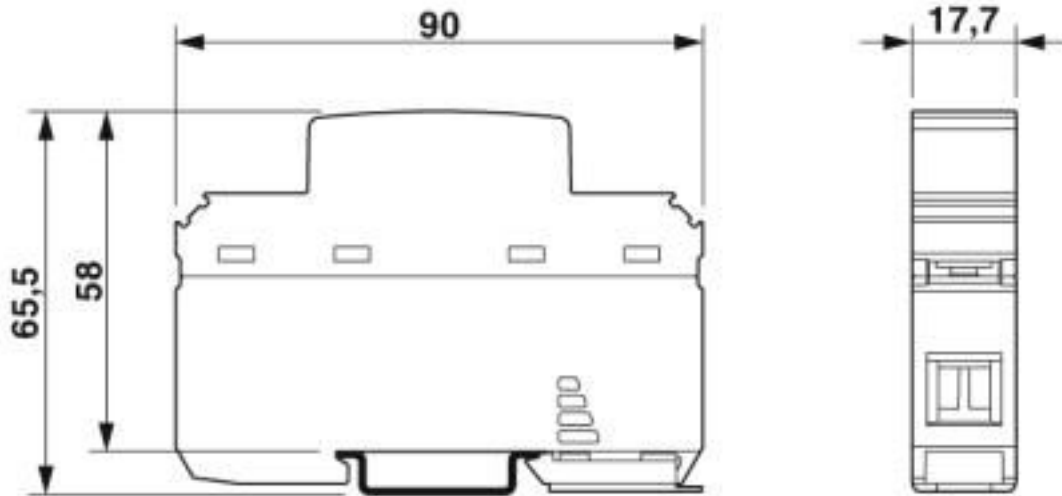
Environmental Product Compliance

China RoHS	Environmentally friendly use period: unlimited = EFUP-e
	No hazardous substances above threshold values

Drawings

Combination type 1/2 protective device - FLT 25-400 - 2800106

Dimensional drawing



Circuit diagram



Classifications

eCl@ss

eCl@ss 10.0.1	27130802
eCl@ss 4.0	27130800
eCl@ss 4.1	27130800
eCl@ss 5.0	27130800
eCl@ss 5.1	27130800
eCl@ss 6.0	27130800
eCl@ss 7.0	27130802
eCl@ss 8.0	27130802
eCl@ss 9.0	27130802

ETIM

ETIM 2.0	EC000381
ETIM 3.0	EC000381
ETIM 4.0	EC000381
ETIM 5.0	EC000381
ETIM 6.0	EC000381

Combination type 1/2 protective device - FLT 25-400 - 2800106

Classifications

ETIM

ETIM 7.0	EC000381
----------	----------

UNSPSC

UNSPSC 6.01	30212010
UNSPSC 7.0901	39121610
UNSPSC 11	39121610
UNSPSC 12.01	39121610
UNSPSC 13.2	39121620
UNSPSC 18.0	39121620
UNSPSC 19.0	39121620
UNSPSC 20.0	39121620
UNSPSC 21.0	39121620

Approvals


Approvals


Approvals

EAC / EAC

Ex Approvals

Approval details

EAC		EAC-Zulassung
-----	---	---------------

EAC		RU C- DE.A*30.B01561
-----	---	-------------------------

Accessories

Accessories

Bridge

Combination type 1/2 protective device - FLT 25-400 - 2800106

Accessories

Wiring bridge - MPB 18/1-57 - 2809238



Wiring bridge for modules with connecting pitch 17.5 mm, 1-phase, 57-pos.

Wiring bridge - MPB 18/1-12 - 2748593



Wiring bridge for modules with connecting pitch 17.5 mm, 1-phase, 12-pos.

Wiring bridge - MPB 18/1-9 - 2748580



Wiring bridge for modules with connecting pitch 17.5 mm, 1-phase, 9-pos.

Wiring bridge - MPB 18/1-8 - 2748577



Wiring bridge for modules with connecting pitch 17.5 mm, 1-phase, 8-pos.

Wiring bridge - MPB 18/1-6 - 2748564



Wiring bridge for modules with connecting pitch 17.5 mm, 1-phase, 6-pos.

Combination type 1/2 protective device - FLT 25-400 - 2800106

Accessories

Wiring bridge - MPB 18/1- 4 - 2809225



Wiring bridge for modules with connecting pitch 17.5 mm, 1-phase, 4-pos.

Wiring bridge - MPB 18/1- 3 - 2809212



Wiring bridge for modules with connecting pitch 17.5 mm, 1-phase, 3-pos.

Wiring bridge - MPB 18/1- 2 - 2809209



Wiring bridge for modules with connecting pitch 17.5 mm, 1-phase, 2-pos.

Device marking

Zack marker strip - ZBN 18:UNBEDRUCKT - 2809128



Zack marker strip, Strip, white, unlabeled, can be labeled with: CMS-P1-PLOTTER, PLOTMARK, mounting type: snap into tall marker groove, for terminal block width: 18 mm, lettering field size: 18 x 5 mm, Number of individual labels: 5

End block

End clamp - CLIPFIX 35 - 3022218



Quick mounting end clamp for NS 35/7,5 DIN rail or NS 35/15 DIN rail, with marking option, width: 9.5 mm, color: gray

Combination type 1/2 protective device - FLT 25-400 - 2800106

Accessories

Labeled device marker

Marker for terminal blocks - ZBN 18,LGS:ERDE - 2749589



Marker for terminal blocks, Strip, white, labeled, horizontal: Grounding symbol, mounting type: snap into tall marker groove, for terminal block width: 18 mm, lettering field size: 18 x 5 mm, Number of individual labels: 5

Marker for terminal blocks - ZBN 18,LGS:L1-N,ERDE - 2749576



Marker for terminal blocks, Strip, white, labeled, horizontal: L1, L2, L3, N, GND, mounting type: snap into tall marker groove, for terminal block width: 18 mm, lettering field size: 18 x 5 mm, Number of individual labels: 5

Marker pen

Marker pen - B-STIFT - 1051993



Marker pen, for manual labeling of unprinted Zack strips, smear-proof and waterproof, line thickness 0.5 mm
