

Surge protection device - CN-UB/E - 2763691


Please be informed that the data shown in this PDF Document is generated from our Online Catalog. Please find the complete data in the user's documentation. Our General Terms of Use for Downloads are valid (<http://phoenixcontact.com/download>)



Attachment plug with surge protection, for coaxial signal interfaces with floating shield. Connection: N connector socket/plug



Key Commercial Data

Packing unit	1 pc
GTIN	 4 017918 099527
GTIN	4017918099527
Weight per Piece (excluding packing)	151.550 g
Custom tariff number	85363010
Country of origin	Germany

Technical data

Dimensions

Height	25.4 mm
Width	25.4 mm
Depth	96 mm

Ambient conditions

Ambient temperature (operation)	-40 °C ... 80 °C
Altitude	≤ 2000 m (amsl (above mean sea level))
Degree of protection	IP20

General

Housing material	Aluminum
Overvoltage category	II

Surge protection device - CN-UB/E - 2763691

Technical data

General

Degree of pollution	2
Mounting type	Connection-specific intermediate plugging
Type	Attachment plug
Direction of action	Line-Shield/Earth Ground

Additional descriptions

Note	To meet the discharge conditions for DC voltages, please note the following information: "The surge protective device should be used together with a transmitter unit, which shuts down in the event of a short-circuit."
------	---

Protective circuit

IEC test classification	C2
	C3
	D1
Maximum continuous voltage U_C	180 V DC
	130 V AC
Rated current	5 A (25 °C)
Operating effective current I_C at U_C	$\leq 1 \mu A$
Residual current I_{PE}	$\leq 2 \mu A$
Nominal discharge current I_n (8/20) μs (line-earth)	5 kA
Nominal discharge current I_n (8/20) μs (line-shield)	5 kA
Nominal discharge current I_n (8/20) μs (shield-earth)	5 kA
Pulse discharge current I_{imp} (10/350) μs (line-earth)	2.5 kA
Pulse discharge current I_{imp} (10/350) μs (line-shield)	2.5 kA
Total discharge current I_{total} (8/20) μs	10 kA
Output voltage limitation at 1 kV/ μs (line-earth) spike	$\leq 470 V$
Output voltage limitation at 1 kV/ μs (line-shield) spike	$\leq 590 V$
Output voltage limitation at 1 kV/ μs (shield-earth) spike	$\leq 470 V$
Output voltage limitation at 1 kV/ μs (line-earth) static	$\leq 33 V$
Output voltage limitation at 1 kV/ μs (line-shield) static	$\leq 33 V$
Output voltage limitation at 1 kV/ μs (shield-earth) static	$\leq 33 V$
Residual voltage at I_n (line-earth)	$\leq 160 V$ (1.5 m cable)
Residual voltage at I_n (line-shield)	$\leq 55 V$
Residual voltage at I_n (shield-earth)	$\leq 160 V$ (1.5 m cable)
Voltage protection level U_p (line-earth)	$\leq 500 V$ (C2 - 10 kV / 5 kA)
Voltage protection level U_p (line-shield)	$\leq 700 V$ (C2 - 10 kV / 5 kA)
Voltage protection level U_p (shield-earth)	$\leq 500 V$ (C2 - 10 kV / 5 kA)
Response time t_A	$\leq 100 ns$

Surge protection device - CN-UB/E - 2763691

Technical data

Protective circuit

Input attenuation aE, asym.	typ. 0.1 dB (≤ 100 MHz/50 Ω)
Cut-off frequency fg (3 dB), asym. (shield) in 50 Ohm system	typ. 1 GHz
Standing wave ratio SWR in a 50 Ω system	typ. 1.2 (≤ 200 MHz)
Permissible HF power P _{max} at VSWR = xx (50 ohm system)	300 W (VSWR = 1.1)
	80 W (VSWR = ∞)
Capacity asymmetrical (shield)	typ. 7 pF
Surge protection fault message	none
Impulse durability (line-earth)	C2 - 10 kV / 5 kA
	C3 - 100 A
	D1 - 2.5 kA
Impulse durability (line-shield)	C2 - 10 kV/5 kA
	C3 - 100 A
	D1 - 2.5 kA

Connection data

Connection method	N connector 50 Ω
Connection method IN	N socket
Connection method OUT	N plug

Connection, equipotential bonding

Connection method	PVC litz wire
-------------------	---------------

Standards and Regulations

Standards/specifications	IEC 61643-21 2012
	EN 61643-21 2013

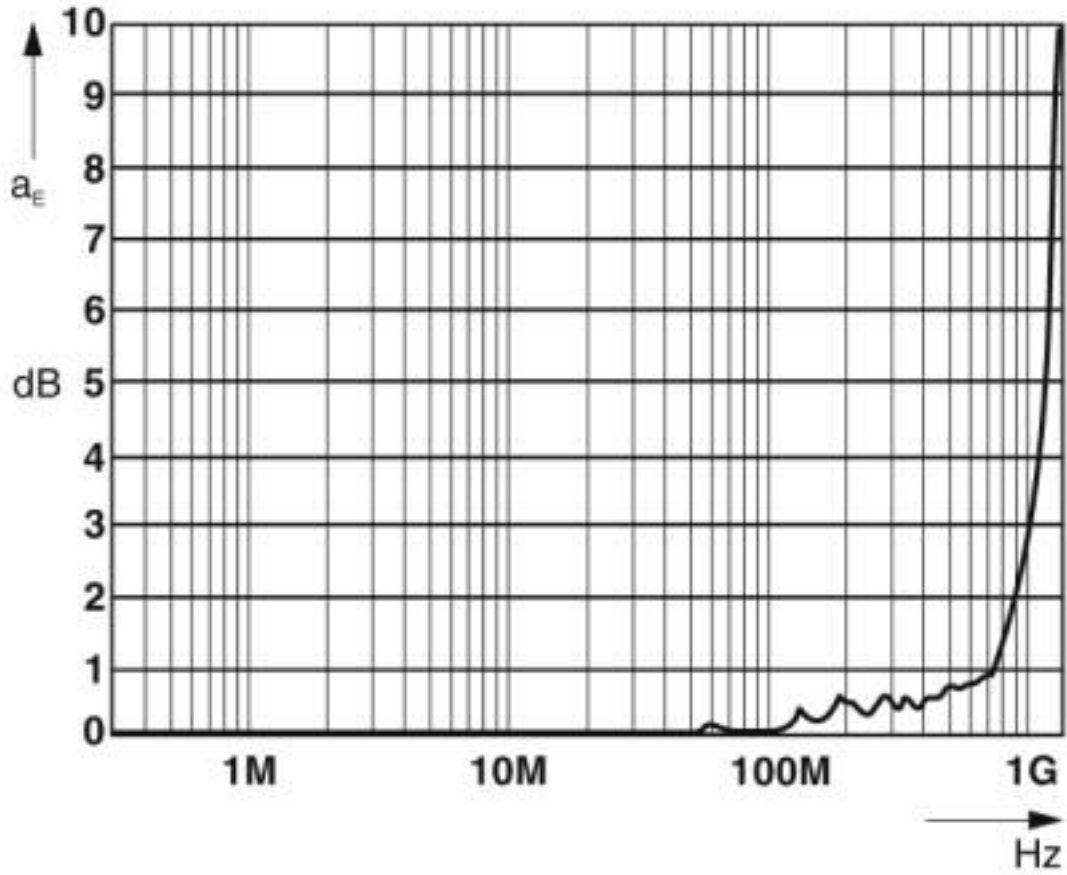
Environmental Product Compliance

REACH SVHC	Lead 7439-92-1
------------	----------------

Drawings

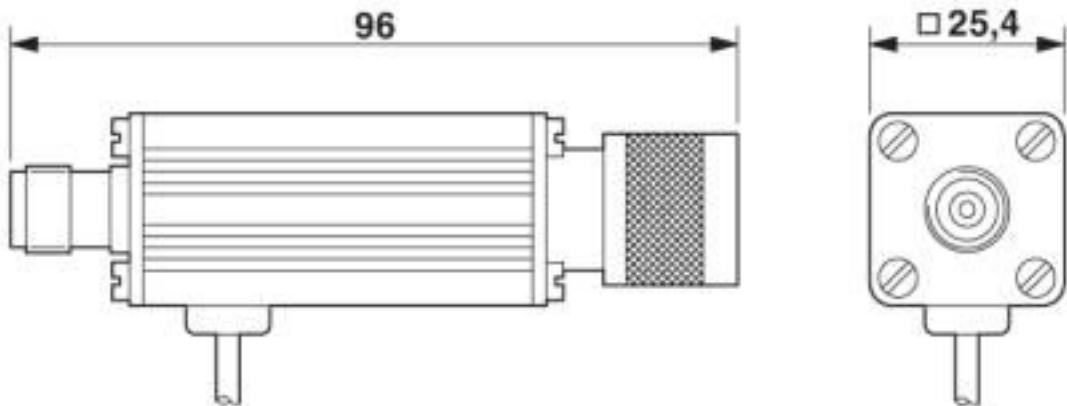
Surge protection device - CN-UB/E - 2763691

Diagram



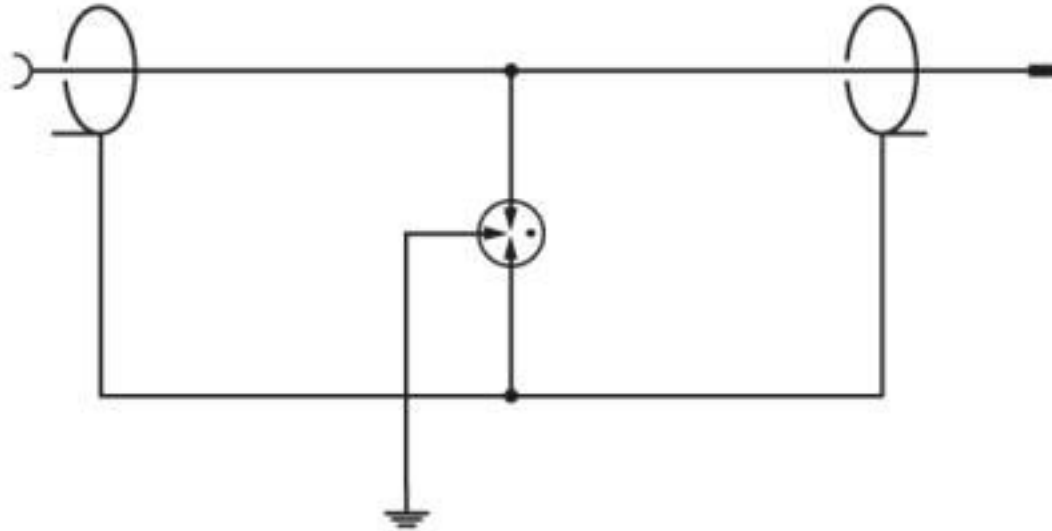
The figure shows the asymmetrical characteristic curve for 50

Dimensional drawing



Surge protection device - CN-UB/E - 2763691

Circuit diagram



Classifications

eCl@ss

eCl@ss 10.0.1	27130807
eCl@ss 4.0	27130800
eCl@ss 4.1	27130800
eCl@ss 5.0	27130800
eCl@ss 5.1	27130800
eCl@ss 6.0	27130800
eCl@ss 7.0	27130807
eCl@ss 8.0	27130807
eCl@ss 9.0	27130807

ETIM

ETIM 2.0	EC000943
ETIM 3.0	EC000943
ETIM 4.0	EC000943
ETIM 5.0	EC000943
ETIM 6.0	EC000943
ETIM 7.0	EC000943

UNSPSC

UNSPSC 6.01	30212010
UNSPSC 7.0901	39121610

Surge protection device - CN-UB/E - 2763691

Classifications

UNSPSC

UNSPSC 11	39121610
UNSPSC 12.01	39121610
UNSPSC 13.2	39121620
UNSPSC 18.0	39121620
UNSPSC 19.0	39121620
UNSPSC 20.0	39121620
UNSPSC 21.0	39121620

Approvals

Approvals

Approvals

EAC / EAC

Ex Approvals

Approval details

EAC		EAC-Zulassung
-----	--	---------------

EAC		RU C- DE.A*30.B01561
-----	--	-------------------------

Accessories

Accessories

Flange coupling

Connector/Adapter - BNC-V 50 - 2805041



BNC connector, single-level, for mounting on NS 32 or NS 35/7.5, wave impedance: 50 Ohm

Surge protection device - CN-UB/E - 2763691

Accessories

Connector/Adapter - BNC-DV 50 - 2805038



BNC connector, double-level, for mounting on NS 32 or NS 35/7.5, wave impedance: 50 Ohm
