

Bus coupler - IBS ST 24 BK LB-T - 2753232

Please be informed that the data shown in this PDF Document is generated from our Online Catalog. Please find the complete data in the user's documentation. Our General Terms of Use for Downloads are valid (<http://phoenixcontact.com/download>)



INTERBUS-ST bus terminal block, 24 V DC, 9-pos., D-SUB with an additional local bus branch, 15-pos. D-SUB, IP20 protection, consisting of: Terminal part with screw connection and module electronics

The figure shows version IBS ST 24 BK RB-T

Product Description

INTERBUS ST standard bus terminal modules

The INTERBUS bus terminal module connects the input/output modules of an ST station with the INTERBUS network.

Depending on the transmission medium used, the bus terminal modules are equipped with different bus connections. For copper conductors, D-SUB and MINI-COMBICON connectors are available. The fiber optic versions are equipped with F-SMA connectors.

The bus terminal modules are available in two different performance classes. A maximum of 4 or 8 input/output modules can be operated on one bus terminal module.

The bus terminal module takes on the following functions within a modular INTERBUS-ST station:


- Refreshing the INTERBUS remote bus signals
- Electrical isolation of the remote bus segments
- Decoupling of the outgoing remote bus or of the connected input/ output modules from the INTERBUS network with a software command
- Supply of the connected input/output modules with an electrically isolated voltage supply from an integrated power supply unit

Your advantages

- Copper or fiber optic connection
- Additional remote/local bus branches
- Additional I/Os onboard



Key Commercial Data

Packing unit	1 pc
GTIN	 4 017918 062750
GTIN	4017918062750
Weight per Piece (excluding packing)	522.000 g
Custom tariff number	85389091
Country of origin	Germany

Bus coupler - IBS ST 24 BK LB-T - 2753232

Technical data

Note

Utilization restriction	EMC: class A product, see manufacturer's declaration in the download area
-------------------------	---

Dimensions

Width	81 mm
Height	117 mm
Depth	116 mm

Ambient conditions

Ambient temperature (operation)	0 °C ... 55 °C
Ambient temperature (storage/transport)	-20 °C ... 70 °C
Permissible humidity (operation)	30 % ... 75 % (non-condensing)
Permissible humidity (storage/transport)	30 % ... 95 % (non-condensing)
Air pressure (operation)	86 kPa ... 108 kPa (up to 1500 m above sea level)
Air pressure (storage/transport)	66 kPa ... 108 kPa (up to 3500 m above sea level)
Degree of protection	IP20

Interfaces

Designation	INTERBUS
Connection method	9-pos. D-SUB plug/socket
Designation connection point	Incoming/Outgoing Remote Bus
Number of positions	9
Designation	ST local bus
Connection method	ST local bus connector
Transmission speed	500 kbps
Designation	INTERBUS
Connection method	15-pos. D-SUB sockets
Number of positions	15

Digital inputs

Connection technology	Screw connection
-----------------------	------------------

Power supply for module electronics

Supply voltage	24 V DC
Supply voltage range	20 V DC ... 30 V DC (including ripple)
Ripple	3.6 V _{pp} within the allowable voltage range
Current consumption	typ. 150 mA (without ST module expansions)
	typ. 650 mA (For maximum number of I/O modules on the ST local bus)

General

Bus coupler - IBS ST 24 BK LB-T - 2753232

Technical data

General

Mounting type	DIN rail
Net weight	510.6 g
Mounting position	Horizontal DIN rail

Electrical isolation

Test section	Incoming remote bus / Outgoing remote bus 500 V AC 50 Hz 1 min.
	Power supply voltage / ST local bus 500 V AC 50 Hz 1 min.
	Incoming remote bus/ST interface 500 V AC 50 Hz
	Incoming remote bus/local bus branch 500 V AC 50 Hz 1 min.

Standards and Regulations

Connection in acc. with standard	CUL
Protection class	III (IEC 61140, EN 61140, VDE 0140-1)

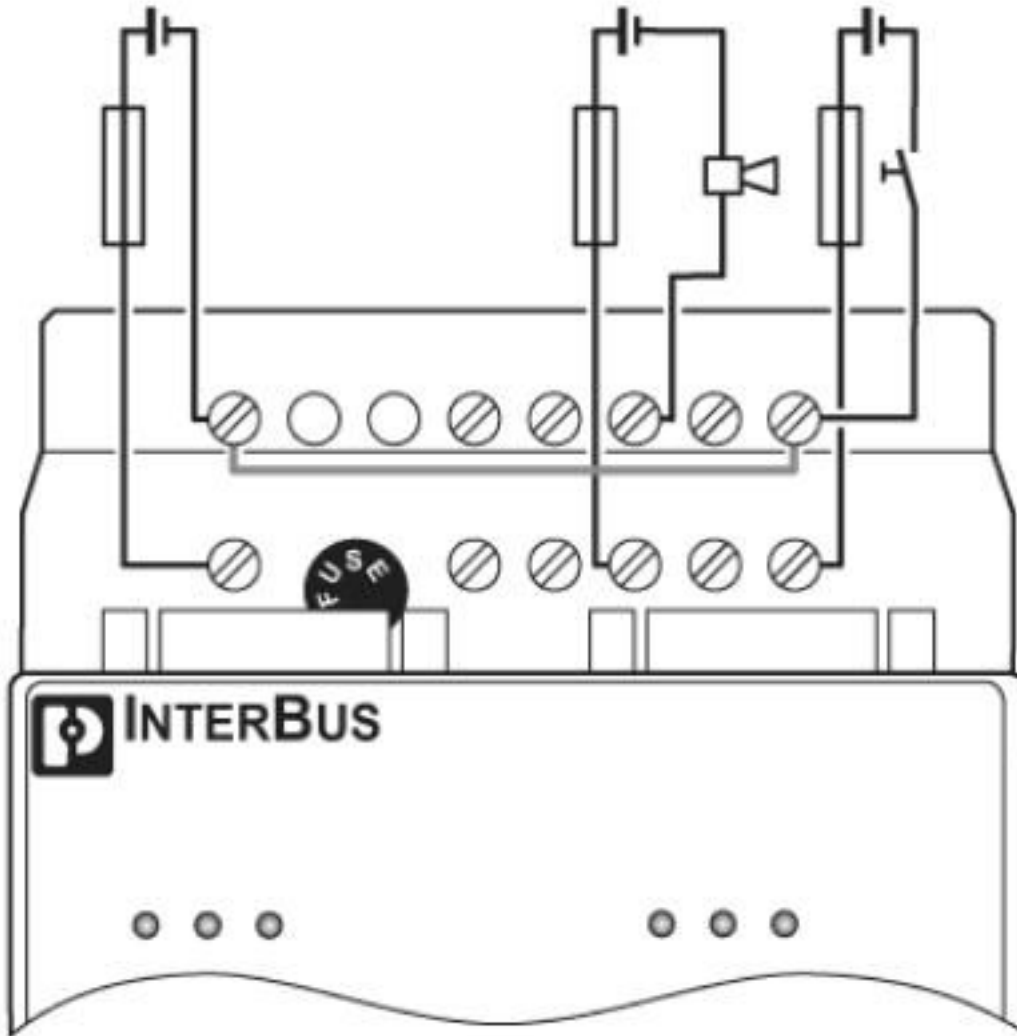
Environmental Product Compliance

REACH SVHC	Lead 7439-92-1
China RoHS	Environmentally Friendly Use Period = 50 years
	For details about hazardous substances go to tab "Downloads", Category "Manufacturer's declaration"

Drawings

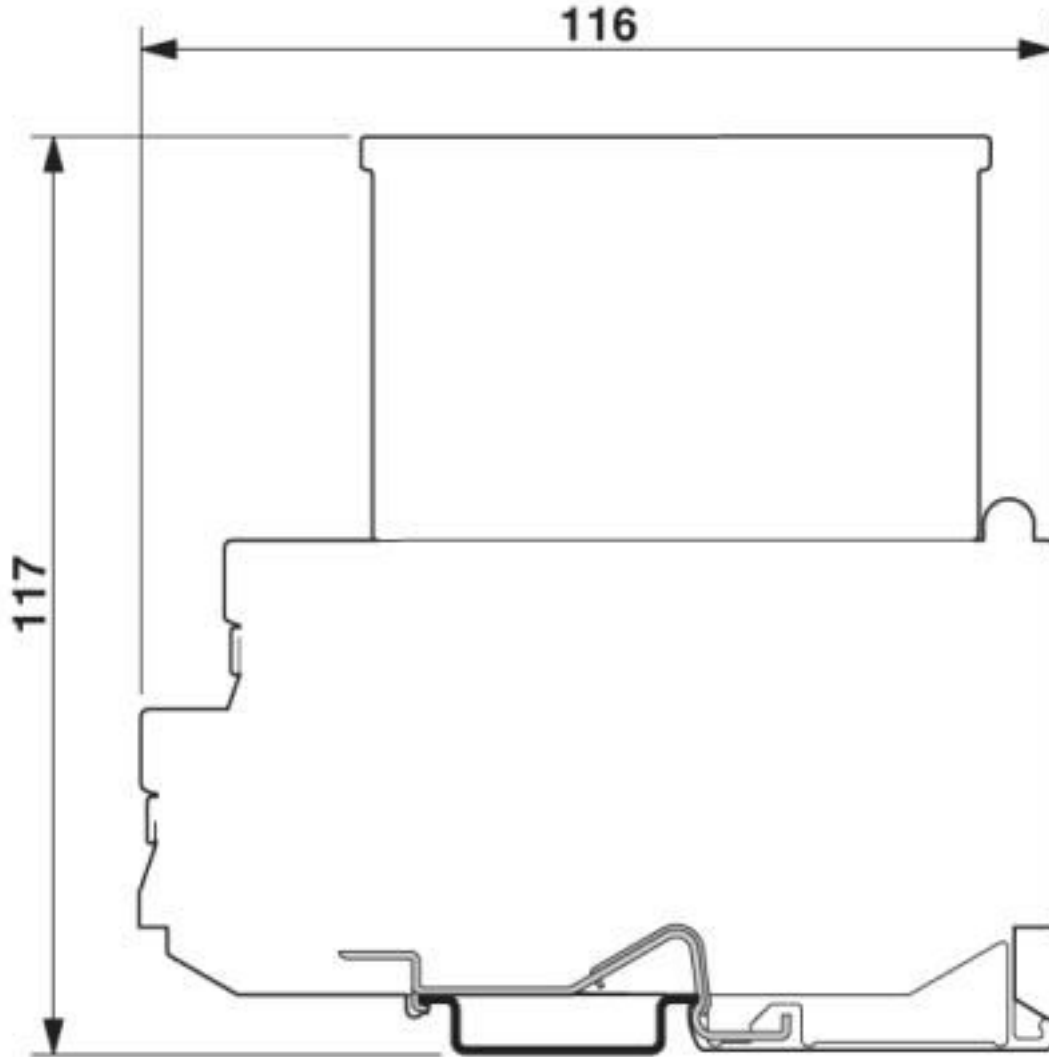
Bus coupler - IBS ST 24 BK LB-T - 2753232

Connection diagram



Bus coupler - IBS ST 24 BK LB-T - 2753232

Dimensional drawing



Classifications

eCl@ss

eCl@ss 10.0.1	27242608
eCl@ss 4.0	27250200
eCl@ss 4.1	27250200
eCl@ss 5.0	27250200
eCl@ss 5.1	27242600
eCl@ss 6.0	27242600
eCl@ss 7.0	27242608

Bus coupler - IBS ST 24 BK LB-T - 2753232

Classifications

eCl@ss

eCl@ss 8.0	27242608
eCl@ss 9.0	27242608

ETIM

ETIM 2.0	EC001434
ETIM 3.0	EC001604
ETIM 4.0	EC001604
ETIM 5.0	EC001604
ETIM 6.0	EC001604
ETIM 7.0	EC001604

UNSPSC

UNSPSC 6.01	43172015
UNSPSC 7.0901	43201404
UNSPSC 11	43172015
UNSPSC 12.01	43201404
UNSPSC 13.2	32151602
UNSPSC 18.0	32151602
UNSPSC 19.0	32151602
UNSPSC 20.0	32151602
UNSPSC 21.0	32151602

Approvals

Approvals

Approvals

UL Recognized / cUL Recognized / INTERBUS CLUB / EAC / cULus Recognized

Ex Approvals

Approval details

Bus coupler - IBS ST 24 BK LB-T - 2753232

Approvals

UL Recognized		http://database.ul.com/cgi-bin/XYV/template/LISEXT/1FRAME/index.htm	FILE E 140324
mm ² /AWG/kcmil		30-12	

cUL Recognized		http://database.ul.com/cgi-bin/XYV/template/LISEXT/1FRAME/index.htm	FILE E 140324
mm ² /AWG/kcmil		30-12	

INTERBUS CLUB	291/06.07.00
---------------	--------------

EAC		EAC-Zulassung
-----	--	---------------

cULus Recognized	
------------------	--

Accessories

Accessories

Bridge

Jumper - IB ST LBC - 2836492



Spare local bus cable, for INTERBUS-ST modules

Bus coupler - IBS ST 24 BK LB-T - 2753232

Accessories

Insertion bridge - EB 84 IB ST BU - 2836269



Insertion bridges, divisible, isolated comb spine, color blue, 84-pos.

Insertion bridge - EB 84 IB ST RD - 2836272



Insertion bridges, divisible, isolated comb spine, color red, 84-pos.

Fuse

Fuse - IBS TR5 1AT - 2806600



Replacement fuse, for INTERBUS-ST modules

Replacement clamping part - IBS STTB 24 BK LB-T - 2752699

Replacement clamping part for IBS ST 24 BK RB(LB)-T

Replacement electronics module - IBS STME 24 BK LB-T - 2753245

Replacement module electronics for IBS ST (ZF) 24 BK LB-T
