

Inline function terminal - IB IL SGI 2/P/EF-PAC - 2702373

Please be informed that the data shown in this PDF Document is generated from our Online Catalog. Please find the complete data in the user's documentation. Our General Terms of Use for Downloads are valid (<http://phoenixcontact.com/download>)



Inline analog strain gauge input terminal, complete with accessories (connector and marking field), 2 precise and fast inputs, 4, 6-conductor connection technology

The figure shows the standard item

Product Description

The terminal is designed for use within an Inline station.

This terminal is a precise and fast input module. It is designed to connect load cells, force transducers, mass pressure transducers, and similar devices. The terminal is based on strain gauges.

You can connect the strain gauges using 6 or 4-wire technology.

The measured value can be output directly on a weight display via a serial interface.

There are two options for data exchange:

- via process data

- via PCP Compact (both inputs in the "Analog Values" PCP object) The measured values are represented by standardized 16-bit values.

The measured values are represented by standardized 16-bit values.


Your advantages

- 2 high-precision inputs for strain gauge
- Measuring ranges adjusted with nominal characteristic values upon delivery
- Manual entry of characteristic values
- Process data update can be parameterized in increments between 200 µs and 100 ms
- Path adjustment in the process environment
- 2-point adjustment
- Connection of the strain gauges with 6- and 4-wire technology
- Advanced open circuit detection
- Sensor supply of up to 115 mA (8 load cells with 350 Ω per channel)
- Per channel: low-resistance, floating N/O contact
- Channels are parameterized independently of one another via the bus system
- Tara device
- Serial interface for external weight displays
- Status message when zero point is reached and resting of measured value



Key Commercial Data

Inline function terminal - IB IL SGI 2/P/EF-PAC - 2702373

Packing unit	1 pc
GTIN	 4 055626 228464
GTIN	4055626228464
Weight per Piece (excluding packing)	240.000 g
Custom tariff number	85389099
Country of origin	Germany

Technical data

Note

Utilization restriction	EMC: class A product, see manufacturer's declaration in the download area
-------------------------	---

Dimensions

Width	48.8 mm
Height	136 mm
Depth	71.5 mm

Ambient conditions

Ambient temperature (operation)	-25 °C ... 55 °C
Ambient temperature (storage/transport)	-25 °C ... 85 °C
Permissible humidity (operation)	10 % ... 95 % (non-condensing)
Permissible humidity (storage/transport)	10 % ... 95 % (non-condensing)
Air pressure (operation)	70 kPa ... 106 kPa (up to 3000 m above sea level)
Air pressure (storage/transport)	70 kPa ... 106 kPa (up to 3000 m above sea level)
Degree of protection	IP20

General

Mounting type	DIN rail
Color	green
Net weight	241 g
Operating mode	Process data operation with 3 words, PCP with 1 word
Diagnostics messages	Failure of the power supply at U _{ANA} Error message in the process data
	Failure of or insufficient communications power U _L I/O error message sent to the bus coupler
	I/O error Error message in the process data

Interfaces

Designation	Inline local bus
Connection method	Inline data jumper
Transmission speed	500 kbps

Inline function terminal - IB IL SGI 2/P/EF-PAC - 2702373

Technical data

Interfaces

Transmission physics	Copper
----------------------	--------

Inline potentials

Designation	Communications power (U_L)
Supply voltage	7.5 V DC (via voltage jumper)
Current consumption	typ. 80 mA
	max. 95 mA
Designation	Supply of analog modules (U_{ANA})
Supply voltage	24 V DC (via voltage jumper)
Supply voltage range	19.2 V DC ... 30 V DC (including all tolerances, including ripple)
Current consumption	14 mA (for no-load operation without strain gauge or display)
	typ. 32 mA (in case of typical load of 350 Ohm per channel)
	115 mA (with maximum load of 43 Ω and display)
Power consumption	typ. 1.4 W (Device in nominal operation)

Analog inputs

Description of the input	Input channels for strain gauge
Number of inputs	2
Connection technology	6 or 4-wire, twisted pair shielded cable
Bridge difference U_d	Measuring range specified by selecting the characteristic
Bridge voltage U_0	5 V
Characteristics	± 1 mV/V, ± 2 mV/V, ± 3 mV/V, ± 3.33 mV/V, ± 4 mV/V, ± 5 mV/V, ± 6 mV/V, manual characteristic value specification
Measured value representation	16 bit, 20 bit, ASCII data record

Analog outputs

Output description	Jumper supply
Number of outputs	2
Impedance	> 43 Ω (per channel)
Output voltage	typ. 5 V
Output current	max. 115 mA (per channel)

Electrical isolation

Test section	Logic 500 V AC 50 Hz 1 min.
	Analog I/O 500 V AC 50 Hz 1 min.
	RS-485 500 V AC 50 Hz 1 min.
	N/O contact K_{a1} - K_{b1} 500 V AC 50 Hz 1 min.
	N/O contact K_{a2} - K_{b2} 500 V AC 50 Hz 1 min.
	Functional earth ground 500 V AC 50 Hz 1 min.

Inline function terminal - IB IL SGI 2/P/EF-PAC - 2702373

Technical data

Standards and Regulations

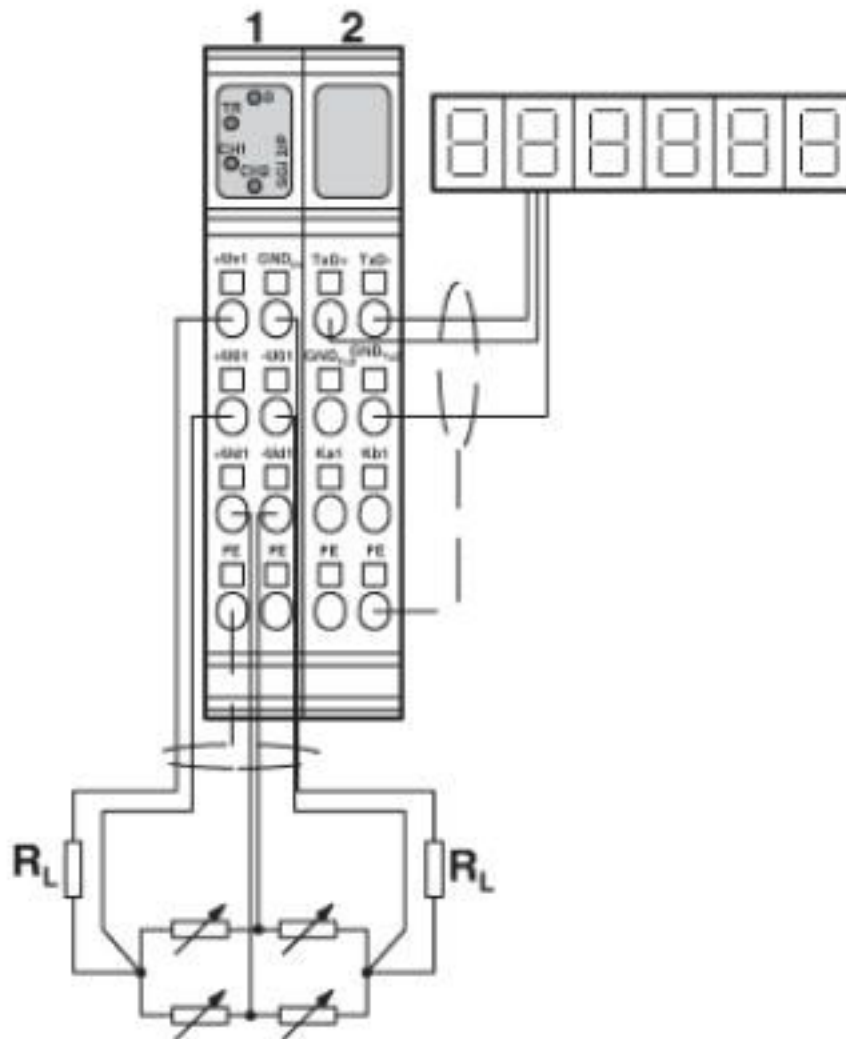
Protection class	III (IEC 61140, EN 61140, VDE 0140-1)
------------------	---------------------------------------

Environmental Product Compliance

REACH SVHC	Lead 7439-92-1
China RoHS	Environmentally friendly use period: unlimited = EFUP-e
	No hazardous substances above threshold values

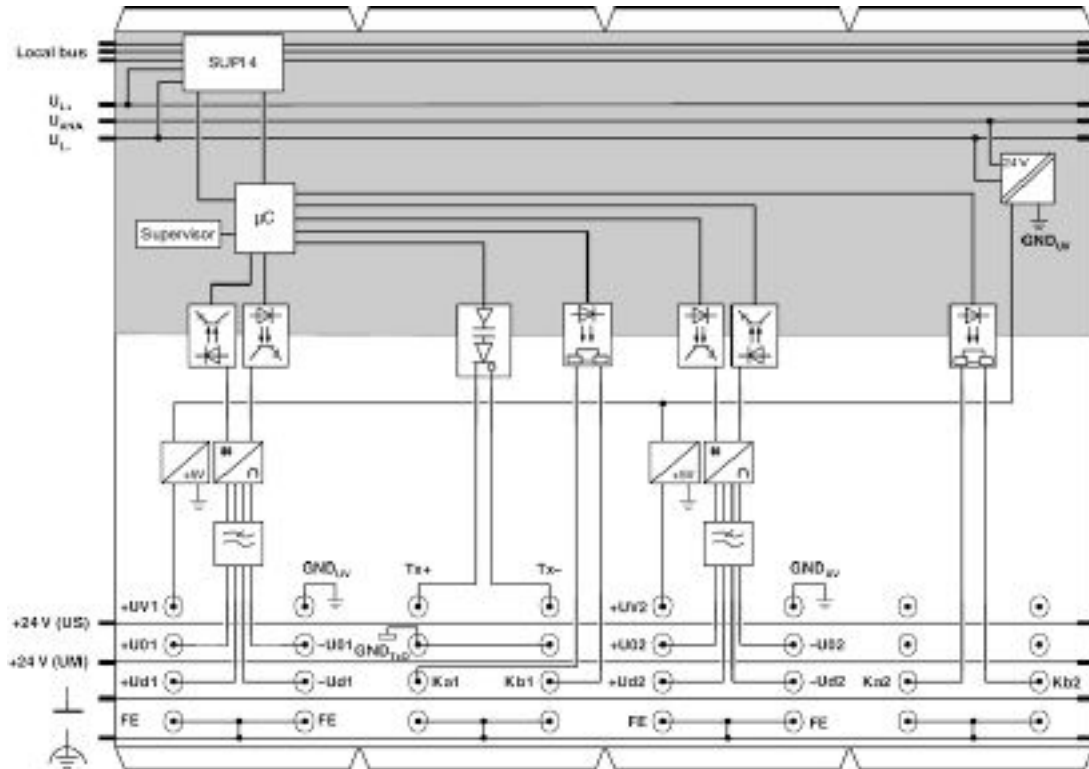
Drawings

Connection diagram



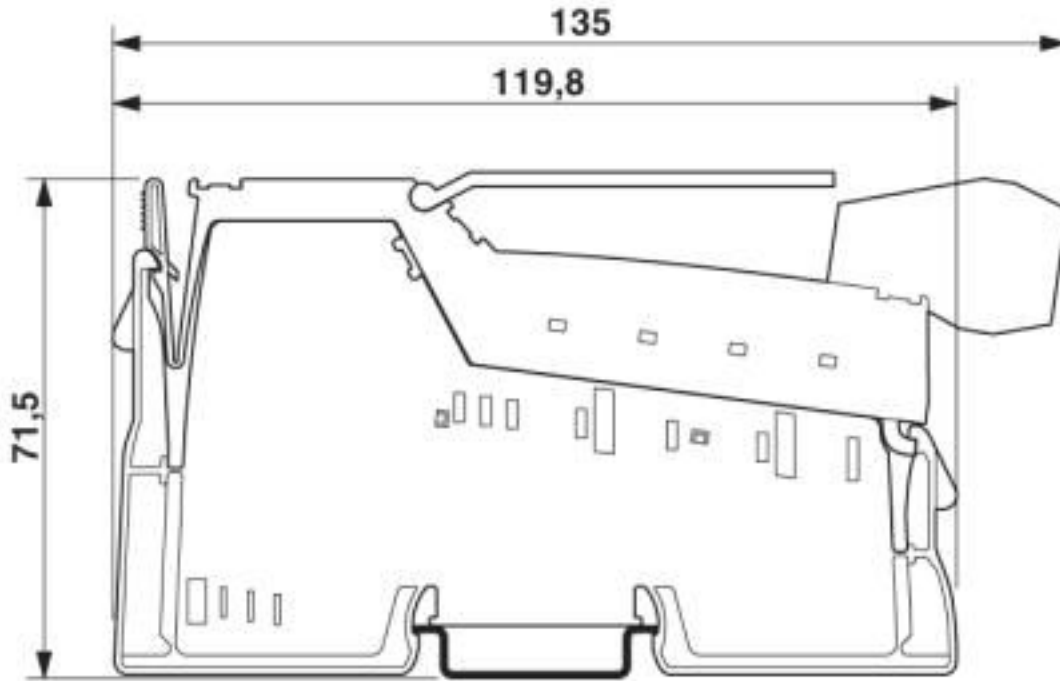
Inline function terminal - IB IL SGI 2/P/EF-PAC - 2702373

Block diagram



Inline function terminal - IB IL SGI 2/P/EF-PAC - 2702373

Dimensional drawing



Classifications

eCl@ss

eCl@ss 10.0.1	27242601
eCl@ss 4.0	27250300
eCl@ss 4.1	27250300
eCl@ss 5.0	27250300
eCl@ss 5.1	27242600
eCl@ss 6.0	27242600
eCl@ss 7.0	27242601
eCl@ss 8.0	27242601
eCl@ss 9.0	27242601

ETIM

ETIM 3.0	EC001599
ETIM 4.0	EC001599
ETIM 5.0	EC001596
ETIM 6.0	EC001596
ETIM 7.0	EC001596

Inline function terminal - IB IL SGI 2/P/EF-PAC - 2702373

Classifications

UNSPSC

UNSPSC 6.01	43172015
UNSPSC 7.0901	43201404
UNSPSC 11	43172015
UNSPSC 12.01	43201404
UNSPSC 13.2	32151602
UNSPSC 18.0	32151602
UNSPSC 19.0	32151602
UNSPSC 20.0	32151602
UNSPSC 21.0	32151602

Approvals

Approvals

Approvals

UL Listed / cUL Listed / cULus Listed

Ex Approvals

Approval details

UL Listed		http://database.ul.com/cgi-bin/XYV/template/LISEXT/1FRAME/index.htm	FILE E 140324
-----------	--	---	---------------

cUL Listed		http://database.ul.com/cgi-bin/XYV/template/LISEXT/1FRAME/index.htm	FILE E 140324
------------	--	---	---------------

cULus Listed			
--------------	--	--	--

Accessories

Accessories

Device parameterization

Inline function terminal - IB IL SGI 2/P/EF-PAC - 2702373

Accessories

Software - AX+ BASIC - 2985068



Software CD for FDT container for integrating device DTMs (free download)

Installation terminal block

Connection terminal block - AKG 4 GNYE - 0421029



Connection terminal block, connection method: Screw connection, load current: 41 A, cross section: 0.5 mm² - 6 mm², width: 7 mm, color: green-yellow

Connection terminal block - AKG 4 BK - 0421032



Connection terminal block, connection method: Screw connection, load current: 41 A, cross section: 0.5 mm² - 6 mm², width: 7 mm, color: black

Labeling panel

Labeling field - IB IL FIELD 2 - 2727501

Labeling field, width: 12.2 mm



Neutral conductor rail

Inline function terminal - IB IL SGI 2/P/EF-PAC - 2702373

Accessories

Neutral busbar - NLS-CU 3/10 SN 1000MM - 0402174



Neutral busbar, width: 10 mm, height: 3 mm, DIN VDE 0611-4: 1991-02, material: Copper, tin-plated, length: 1000 mm, color: silver

Pick-off terminal block

Connection terminal block - AK 4 - 0404017



Connection terminal block, connection method: Screw connection, load current: 41 A, cross section: 0.5 mm² - 6 mm², width: 7 mm, color: silver

Plug

Inline shield connector - IB IL SCN-6 SHIELD - 2726353



Inline shield connector

Inline connector - IB IL SCN-8 - 2726337



Connector, for digital 1, 2 or 8-channel Inline terminals

Programming

Inline function terminal - IB IL SGI 2/P/EF-PAC - 2702373

Accessories

Software - AX DTM LIB - 2988065



DTM library

Shield connection clamp

Shield connection clamp - SK 8 - 3025163



Shield connection clamp, for shield on busbars, contact resistance <math>< 1 \text{ m}\Omega</math>

Shield connection clamp - SK 14 - 3025176



Shield connection clamp, for shield on busbars, contact resistance <math>< 1 \text{ m}\Omega</math>

Shield connection clamp - SK 20 - 3025189



Shield connection clamp, for shield on busbars, contact resistance <math>< 1 \text{ m}\Omega</math>

Shield connection clamp - SK 35 - 3026463



Shield connection clamp, for shield on busbars, contact resistance <math>< 1 \text{ m}\Omega</math>

Inline function terminal - IB IL SGI 2/P/EF-PAC - 2702373

Accessories

Support

Support bracket - AB-SK - 3025341

Support bracket for busbars



Support bracket - AB-SK 65 - 3026489

Support bracket, Bracket for busbars, set every 20 cm, length: 95.5 mm, width: 6.2 mm, number of positions: 1, color: gray



Support bracket - AB-SK/E - 3026476

Support bracket, Bracket for busbars, set every 20 cm, length: 10 mm, width: 56 mm, height: 20 mm, number of positions: 2, color: silver



Terminal marking

Insert strip - ESL 62X10 - 0809492

Insert strip, Sheet, white, unlabeled, can be labeled with: Office printing systems: Laser printer, mounting type: insert, lettering field size: 62 x 10 mm, Number of individual labels: 72

