

## I/O module - AXL F DI16/1 DO16/1 2H - 2702106

Please be informed that the data shown in this PDF Document is generated from our Online Catalog. Please find the complete data in the user's documentation. Our General Terms of Use for Downloads are valid (<http://phoenixcontact.com/download>)



Axioline F, Digital I/O module, Digital inputs: 16, 24 V DC, connection method: 1-wire, Digital outputs: 16, 24 V DC, 500 mA, connection method: 1-wire, transmission speed in the local bus: 100 Mbps, degree of protection: IP20, including bus base module and Axioline F connectors

### Product Description

The module is designed for use within an Axioline F station.

It is used to acquire and output digital signals.

The filter times of the inputs can be adjusted to increase noise immunity.

Filter times of 100  $\mu$ s enable the user to implement a counting function with a maximum input frequency of 5 kHz in the application.

The outputs are protected against short circuit and overload.


### Your advantages

- ✓ 16 digital inputs according to EN 61131-2 type 1 and type 3
- ✓ 24 V DC, 2.4 mA
- ✓ Connection of sensors in single-wire technology
- ✓ Filter times can be adjusted in three increments: < 100  $\mu$ s, 1000  $\mu$ s or 3000  $\mu$ s
- ✓ Maximum input frequency: 5 kHz
- ✓ 16 digital outputs
- ✓ 24 V DC, 500 mA
- ✓ Connection of actuators in single-wire technology
- ✓ Minimum update time of < 100  $\mu$ s
- ✓ Device rating plate stored



COMPLETE RoHS

### Key Commercial Data

Packing unit	1 pc
GTIN	 4 046356 960441
GTIN	4046356960441
Weight per Piece (excluding packing)	220.000 g
Custom tariff number	85389091

## I/O module - AXL F DI16/1 DO16/1 2H - 2702106

Country of origin	Germany
-------------------	---------

### Technical data

#### Dimensions

Width	35 mm
Height	129.9 mm
Depth	54 mm
Note on dimensions	The depth is valid when a TH 35-7,5 DIN rail is used (according to EN 60715).

#### Ambient conditions

Ambient temperature (operation)	-25 °C ... 60 °C
Ambient temperature (storage/transport)	-40 °C ... 85 °C
Permissible humidity (operation)	5 % ... 95 % (non-condensing)
Permissible humidity (storage/transport)	5 % ... 95 % (non-condensing)
Air pressure (operation)	70 kPa ... 106 kPa (up to 3000 m above sea level)
Air pressure (storage/transport)	70 kPa ... 106 kPa (up to 3000 m above sea level)
Degree of protection	IP20

#### Connection data

Designation	Axioline F connector
Connection method	Push-in connection
Note on the connection method	Please observe the information provided on conductor cross sections in the "Axioline F: system and installation" user manual.
	Applications with UL approval: only use copper conductors.
Conductor cross section solid min.	0.2 mm <sup>2</sup>
Conductor cross section solid max.	1.5 mm <sup>2</sup>
Conductor cross section flexible min.	0.2 mm <sup>2</sup>
Conductor cross section flexible max.	1.5 mm <sup>2</sup>
Conductor cross section AWG min.	24
Conductor cross section AWG max.	16
Stripping length	8 mm

#### General

Mounting type	DIN rail
Color	traffic grey A RAL 7042
Net weight	210 g
Note on weight specifications	with connectors and bus base module
Mounting position	any (no temperature derating)

#### Interfaces

Designation	Axioline F local bus
-------------	----------------------

# I/O module - AXL F DI16/1 DO16/1 2H - 2702106

## Technical data

### Interfaces

No. of channels	2
Connection method	Bus base module
Transmission speed	100 Mbps

### Axioline potentials

Designation	Axioline F local bus supply ( $U_{Bus}$ )
Supply voltage	5 V DC (via bus base module)
Current consumption	max. 120 mA (up to HW 01)
	max. 60 mA (as of HW 02)
Power consumption	max. 600 mW (up to HW 01)
	max. 300 mW (as of HW 02)
Designation	Supply for digital input and output modules ( $U_{IO}$ )
Supply voltage	24 V DC
Supply voltage range	19.2 V DC ... 30 V DC (including all tolerances, including ripple)
Current consumption	max. 8 A (provide external protection)
Power consumption	max. 240 W (of which 1.25 W internal losses)
Protective circuit	Surge protection of the supply voltage electronic (35 V, 0.5 s)
	Polarity reversal protection of the supply voltage parallel diode; with external 5 A fuse (only for commissioning)
Protection	max. 8 A (polarity reversal protection up to 5 A)

### Digital inputs

Input name	Digital inputs
Description of the input	EN 61131-2 types 1 and 3
Connection method	Push-in connection
Connection technology	1-wire
Number of inputs	16
Protective circuit	Polarity reversal protection of the inputs parallel diode (30 V, 5 s)
Nominal input voltage $U_{IN}$	24 V DC
Nominal input current at $U_{IN}$	2.4 mA
Input filter time	3000 $\mu$ s (Default)
	1000 $\mu$ s
	< 100 $\mu$ s
Input voltage range "0" signal	-3 V DC ... 5 V DC
Input voltage range "1" signal	11 V DC ... 30 V DC

### Digital outputs

Output name	Digital outputs
Connection method	Push-in connection

# I/O module - AXL F DI16/1 DO16/1 2H - 2702106

## Technical data

### Digital outputs

Connection technology	1-wire
Number of outputs	16
Protective circuit	Short-circuit protection, overload protection of the outputs electronic
Output voltage	24 V DC
Nominal output voltage	24 V DC
Maximum output current per channel	500 mA
Maximum output current per module	8 A (provide external protection)
Nominal load, inductive	max. 12 VA (1.2 H, 48 Ω, with nominal voltage)
Nominal load, lamp	max. 12 W (at nominal voltage)
Nominal load, ohmic	max. 12 W (48 Ω, with nominal voltage)
Switching frequency	max. 10000 per second (with at least 50 mA load current)
Load min.	10 kΩ
Output voltage when switched off	max. 1 V
Output current when switched off	max. 300 μA
Behavior with overload	Shutdown with automatic restart
Behavior with inductive overload	Output can be destroyed
Reverse voltage resistance to short pulses	limited protection up to 0.5 A for 1 s

### Electrical isolation

Test section	5 V supply of the local bus ( $U_{Bus}$ ) / 24 V supply (I/Os) 500 V AC 50 Hz 1 min.
	5 V supply of the local bus ( $U_{Bus}$ ) / functional ground 500 V AC 50 Hz 1 min.
	24 V supply (I/O) / functional earth ground 500 V AC 50 Hz 1 min.

### Standards and Regulations

Mechanical tests	Vibration resistance in acc. with EN 60068-2-6/IEC 60068-2-6 5g
	Shock in acc. with EN 60068-2-27/IEC 60068-2-27 30g
	Continuous shock according to EN 60068-2-27/IEC 60068-2-27 10g
Protection class	III (IEC 61140, EN 61140, VDE 0140-1)

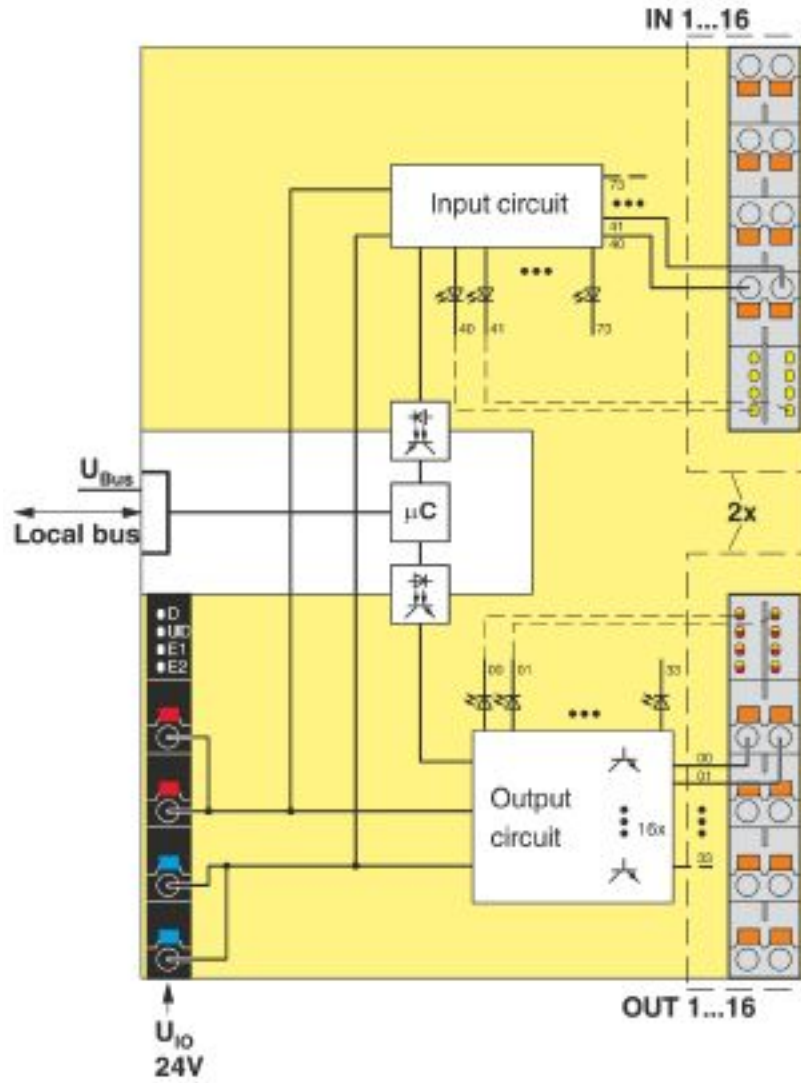
### Environmental Product Compliance

REACH SVHC	Lead 7439-92-1
China RoHS	Environmentally Friendly Use Period = 50 years
	For details about hazardous substances go to tab "Downloads", Category "Manufacturer's declaration"

## Drawings

# I/O module - AXL F DI16/1 DO16/1 2H - 2702106

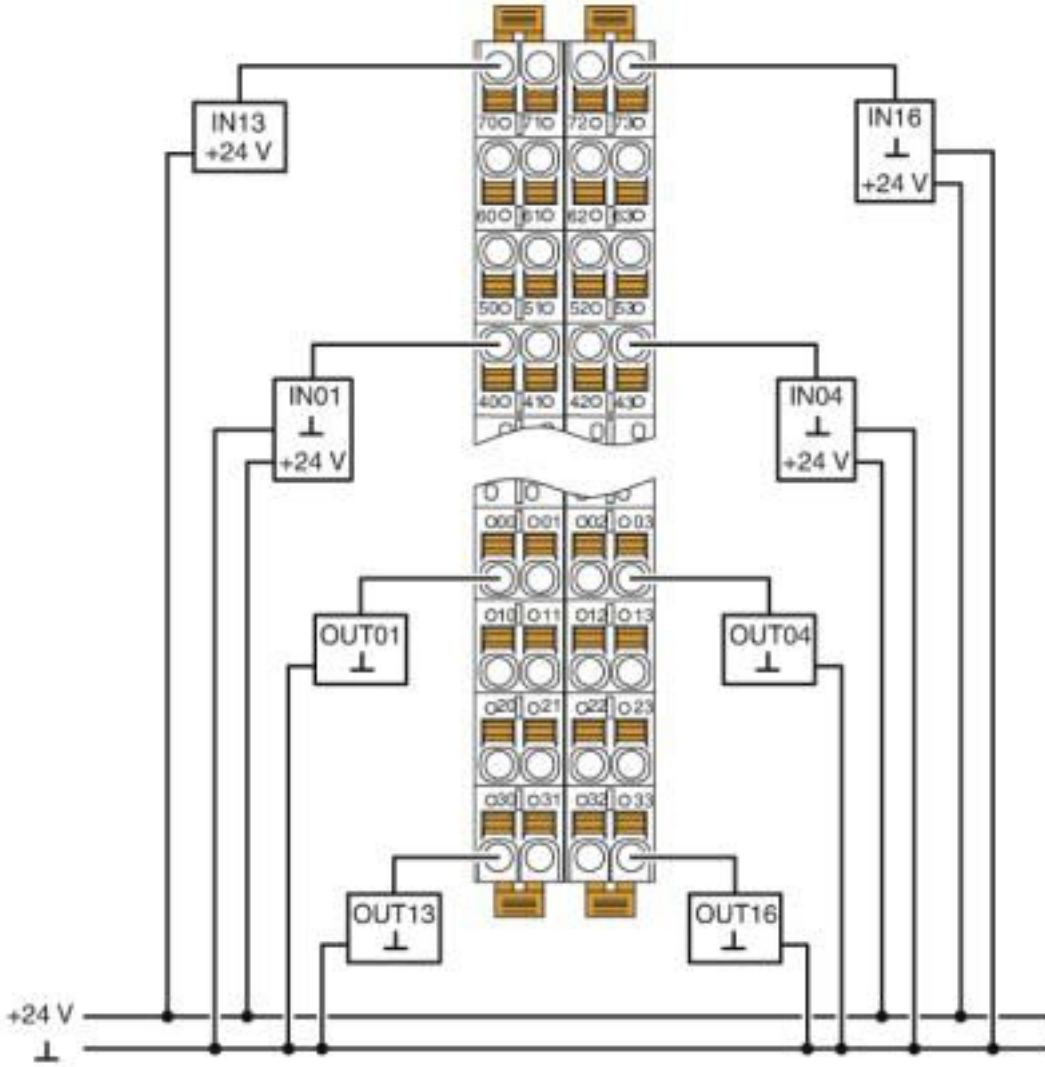
Block diagram



Internal wiring of the terminal points

# I/O module - AXL F DI16/1 DO16/1 2H - 2702106

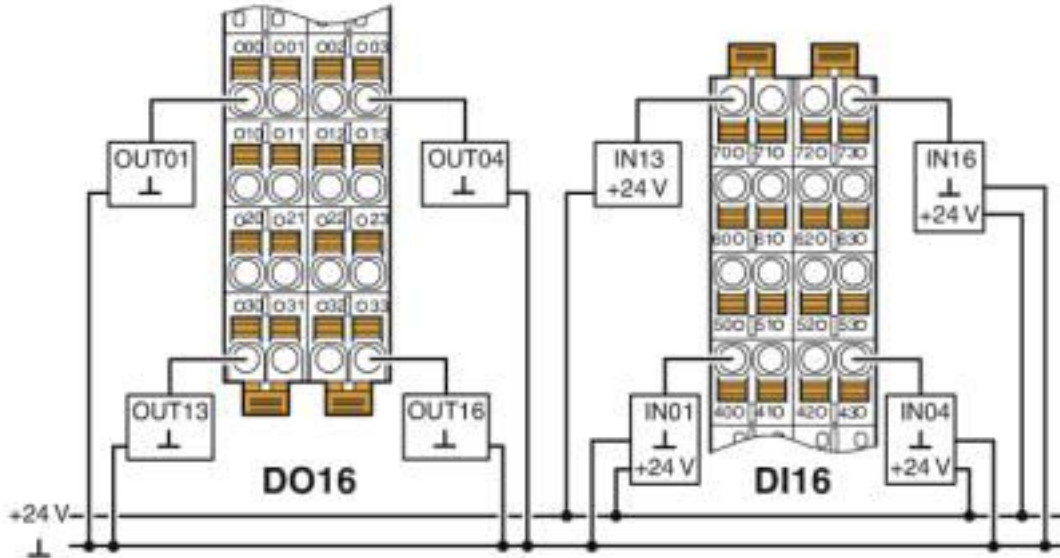
Connection diagram



Connection with 1-wire technology

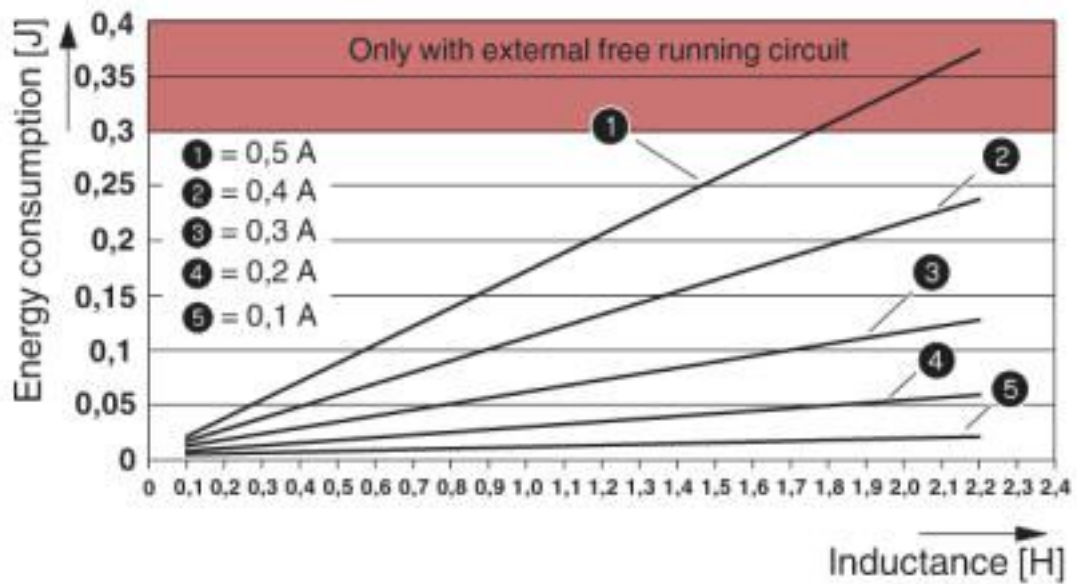
# I/O module - AXL F DI16/1 DO16/1 2H - 2702106

Connection diagram



Typical connection of sensors and actuators when using external busbars

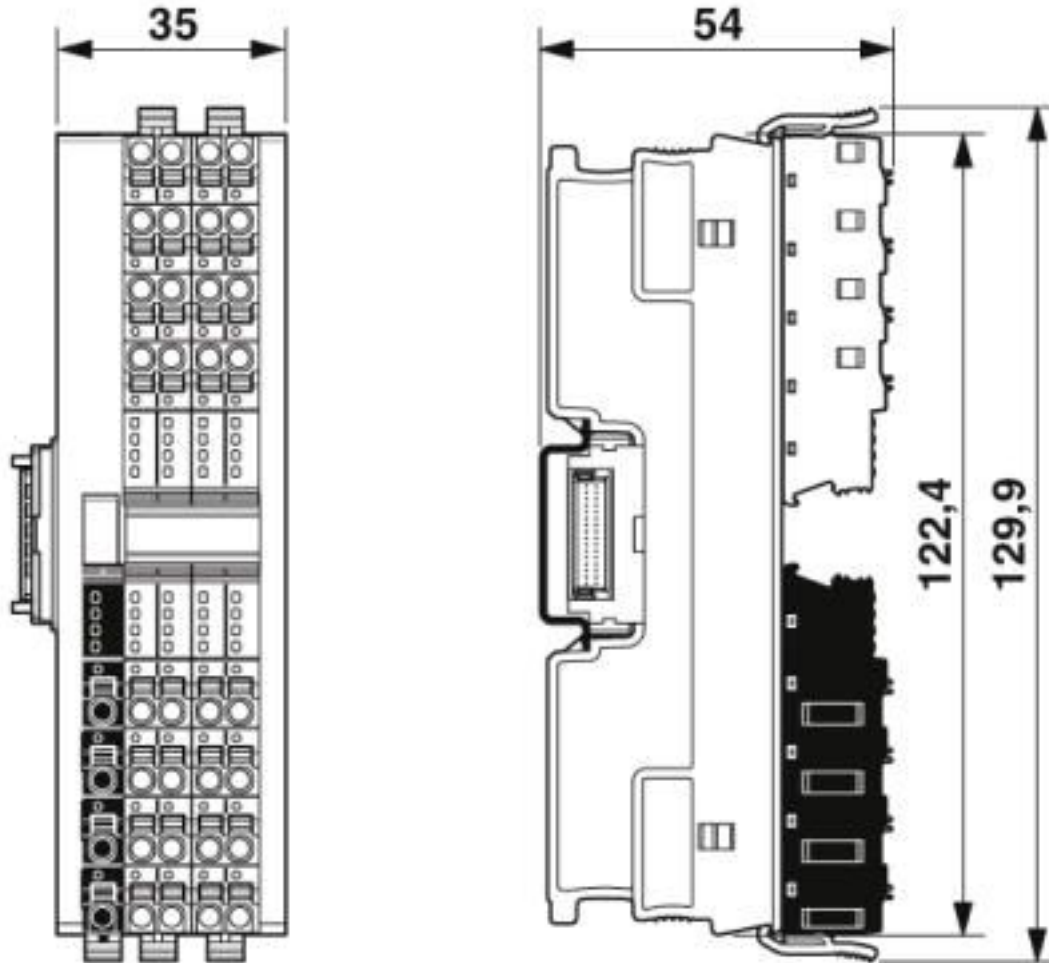
Diagram



Maximum outputs power consumption when inductive loads are switched off

# I/O module - AXL F DI16/1 DO16/1 2H - 2702106

Dimensional drawing



## Classifications

eCl@ss

eCl@ss 10.0.1	27242604
eCl@ss 5.1	27242600
eCl@ss 6.0	27242600
eCl@ss 7.0	27242604
eCl@ss 8.0	27242604
eCl@ss 9.0	27242604

ETIM

ETIM 5.0	EC001599
----------	----------



# I/O module - AXL F DI16/1 DO16/1 2H - 2702106

## Classifications

### ETIM

ETIM 6.0	EC001599
ETIM 7.0	EC001599

### UNSPSC

UNSPSC 13.2	32151602
UNSPSC 18.0	32151602
UNSPSC 19.0	32151602
UNSPSC 20.0	32151602
UNSPSC 21.0	32151602

## Approvals

### Approvals

#### Approvals

KR / NK / ABS / RINA / NK / ABS / RINA / KR / PRS / BV / LR / BSH / DNV GL / UL Listed / cUL Listed / UL Listed / cUL Listed / DNV GL


#### Ex Approvals

### Approval details

KR		<a href="http://www.krs.co.kr/eng/main/main.aspx">http://www.krs.co.kr/eng/main/main.aspx</a>	HMB17372-AC002
----	---	---	----------------

NK		<a href="http://www.classnk.or.jp/hp/en/">http://www.classnk.or.jp/hp/en/</a>	14A006
----	---	---	--------

ABS		<a href="http://www.eagle.org/eagleExternalPortalWEB/">http://www.eagle.org/eagleExternalPortalWEB/</a>	18-HG1767360-PDA
-----	--	---	------------------

RINA		<a href="http://www.rina.org/en">http://www.rina.org/en</a>	ELE256518XG
------	---	---	-------------

# I/O module - AXL F DI16/1 DO16/1 2H - 2702106

## Approvals

NK		<a href="http://www.classnk.or.jp/hp/en/">http://www.classnk.or.jp/hp/en/</a>	14A006
ABS		<a href="http://www.eagle.org/eagleExternalPortalWEB/">http://www.eagle.org/eagleExternalPortalWEB/</a>	18-HG1767360-PDA
RINA		<a href="http://www.rina.org/en">http://www.rina.org/en</a>	ELE256518XG
KR		<a href="http://www.krs.co.kr/eng/main/main.aspx">http://www.krs.co.kr/eng/main/main.aspx</a>	HMB17372-AC002
PRS		<a href="http://www.prs.pl/">http://www.prs.pl/</a>	TE/2239/880590/19
BV		<a href="http://www.veristar.com/portal/veristarinfo/generalinfo/approved/approvedProducts/equipmentAndMaterials">http://www.veristar.com/portal/veristarinfo/generalinfo/approved/approvedProducts/equipmentAndMaterials</a>	36433/B1 BV
LR		<a href="http://www.lr.org/en">http://www.lr.org/en</a>	14-20019
BSH			840
DNV GL		<a href="https://approvalfinder.dnvgl.com/">https://approvalfinder.dnvgl.com/</a>	TAA00000DF
UL Listed		<a href="http://database.ul.com/cgi-bin/XYV/template/LISEXT/1FRAME/index.htm">http://database.ul.com/cgi-bin/XYV/template/LISEXT/1FRAME/index.htm</a>	FILE E 238705
cUL Listed		<a href="http://database.ul.com/cgi-bin/XYV/template/LISEXT/1FRAME/index.htm">http://database.ul.com/cgi-bin/XYV/template/LISEXT/1FRAME/index.htm</a>	FILE E 238705

# I/O module - AXL F DI16/1 DO16/1 2H - 2702106

## Approvals

UL Listed		<a href="http://database.ul.com/cgi-bin/XYVV/template/LISEXT/1FRAME/index.htm">http://database.ul.com/cgi-bin/XYVV/template/LISEXT/1FRAME/index.htm</a>	FILE E 238705
-----------	--	---	---------------

cUL Listed		<a href="http://database.ul.com/cgi-bin/XYVV/template/LISEXT/1FRAME/index.htm">http://database.ul.com/cgi-bin/XYVV/template/LISEXT/1FRAME/index.htm</a>	FILE E 238705
------------	--	---	---------------

DNV GL		<a href="https://approvalfinder.dnvgl.com/">https://approvalfinder.dnvgl.com/</a>	TAA00000DF
--------	--	---	------------

## Accessories

### Accessories

#### DIN rail connector

Bus connector - AXL F BS H - 2700992



Axioline F bus base module for housing type H

## Terminal marking

Zack marker strip - ZB 20,3 AXL UNPRINTED - 0829579



Zack marker strip for Axioline F (device labeling), in 2 x 20.3 mm pitch, unprinted, 25-section, for individual labeling with B-STIFT 0.8, X-PEN, or CMS-P1-PLOTTER

Zack Marker strip, flat - ZBF 10/5,8 AXL UNPRINTED - 0829580



Zack Marker strip, flat, Strip, white, unlabeled, can be labeled with: PLOTMARK, CMS-P1-PLOTTER, mounting type: snap into flat marker groove, for terminal block width: 10.15 mm, lettering field size: 4 of 10.15 x 5 mm and 1 of 5.8 x 5 mm, Number of individual labels: 50

## I/O module - AXL F DI16/1 DO16/1 2H - 2702106

### Accessories

---

---

Phoenix Contact 2020 © - all rights reserved  
<http://www.phoenixcontact.com>