

Bus coupler - AXL F BK ETH XC - 2701949

Please be informed that the data shown in this PDF Document is generated from our Online Catalog. Please find the complete data in the user's documentation. Our General Terms of Use for Downloads are valid (<http://phoenixcontact.com/download>)



Axioline F XC, Bus coupler, Modbus/TCP(UDP), RJ45 jack, Extreme conditions version, transmission speed in the local bus: 100 Mbps, degree of protection: IP20, including bus base module and Axioline F connector

The figure shows the standard item

Product Description

The bus coupler is intended for use within a Modbus/TCP (UDP) network. It is the link to the Axioline F I/O system. Up to 63 Axioline F devices can be connected to the bus coupler.


Your advantages

- 2 Ethernet ports (with integrated switch)
- Transmission speed of 10 Mbps and 100 Mbps
- Rotary coding switches for setting the IP address assignment and other functions
- Supported protocols: Modbus/TCP (UDP), SNMP, HTTP, TFTP, FTP, BootP, DHCP, DCP
- Firmware can be updated
- Runtime in the bus coupler is negligible (almost 0 μ s) (for Modbus/UDP)
- Typical cycle time of the Axioline F local bus is around 10 μ s
- Can be used under extreme ambient conditions
- Extended temperature range of -40 °C ... +70 °C (see "Tested successfully: use under extreme ambient conditions" in the data sheet)
- Partially coated PCBs



ModbusTCP (UDP) COMPLETE

Key Commercial Data

Packing unit	1 pc
GTIN	 4 046356 901239
GTIN	4046356901239
Weight per Piece (excluding packing)	240.000 g
Custom tariff number	85176200
Country of origin	Germany

Bus coupler - AXL F BK ETH XC - 2701949

Technical data

Dimensions

Width	45 mm
Height	126.1 mm
Depth	74 mm
Note on dimensions	The depth is valid when a TH 35-7,5 DIN rail is used (according to EN 60715).

Ambient conditions

Ambient temperature (operation)	-25 °C ... 60 °C (Standard; mounting position: wall mounting on horizontal DIN rail))
	-25 °C ... 55 °C (Standard; mounting position: any)
	-40 °C ... 70 °C (Extended, see section "Tested successfully: use under extreme ambient conditions" in the data sheet.)
Ambient temperature (storage/transport)	-40 °C ... 85 °C
Permissible humidity (operation)	5 % ... 95 % (non-condensing)
Permissible humidity (storage/transport)	5 % ... 95 % (non-condensing)
Air pressure (operation)	70 kPa ... 106 kPa (up to 3000 m above sea level)
Air pressure (storage/transport)	70 kPa ... 106 kPa (up to 3000 m above sea level)
Degree of protection	IP20

Connection data

Designation	Axioline F connector
Connection method	Push-in connection
Note on the connection method	Please observe the information provided on conductor cross sections in the "Axioline F: system and installation" user manual.
Conductor cross section solid min.	0.2 mm ²
Conductor cross section solid max.	1.5 mm ²
Conductor cross section flexible min.	0.2 mm ²
Conductor cross section flexible max.	1.5 mm ²
Conductor cross section AWG min.	24
Conductor cross section AWG max.	16
Stripping length	8 mm

General

Mounting type	DIN rail
Color	traffic grey A RAL 7042
Net weight	177 g
Note on weight specifications	with connector and bus base module
Mounting position	any (observe temperature derating)

Interfaces

Bus coupler - AXL F BK ETH XC - 2701949

Technical data

Interfaces

Designation	Modbus/TCP (UDP)
No. of channels	2
Connection method	RJ45 jack
Note on the connection method	Auto negotiation and autocrossing
Transmission speed	10/100 Mbps (Half or full duplex mode (automatic detection, can be adjusted manually))
Transmission physics	Ethernet in RJ45 twisted pair
Designation	Axioline F local bus
No. of channels	1
Connection method	Bus base module
Transmission speed	100 Mbps
Designation	Service
Connection method	USB type C (as of HW 02)
	Micro USB type B (up to HW 01)

Network/bus system

Number of supported devices	max. 63 (per station)
Number of local bus devices that can be connected	max. 63

Axioline potentials

Designation	Communications power U_L feed-in (the supply of the Axioline F local bus U_{BUS} is generated from U_L)
Supply voltage	24 V DC
Supply voltage range	19.2 V DC ... 30 V DC (including all tolerances, including ripple)
Current consumption	max. 583 mA (2.0 A at U_{BUS} , $U_L = 24$ V, up to HW 01)
	max. 670 mA (2.5 A at U_{BUS} , $U_L = 24$ V, HW 02 or later)
Power consumption	max. 14 W (2.0 A at U_{BUS} , $U_L = 24$ V, up to HW 01)
	max. 16 W (2.5 A at U_{BUS} , $U_L = 24$ V, HW 02 or later)
Designation	Axioline F local bus supply (U_{BUS})
Supply voltage	5 V DC (via bus base module)
Power supply unit	max. 2 A (up to HW 01)
	max. 2.5 A (as of HW 02)
Protective circuit	Surge protection of the supply voltage electronic
	Polarity reversal protection of the supply voltage electronic

Standards and Regulations

Mechanical tests	Vibration resistance in acc. with EN 60068-2-6/IEC 60068-2-6 5g
	Shock in acc. with EN 60068-2-27/IEC 60068-2-27 30g
	Continuous shock according to EN 60068-2-27/IEC 60068-2-27 10g

Bus coupler - AXL F BK ETH XC - 2701949

Technical data

Standards and Regulations

Protection class	III (IEC 61140, EN 61140, VDE 0140-1)
------------------	---------------------------------------

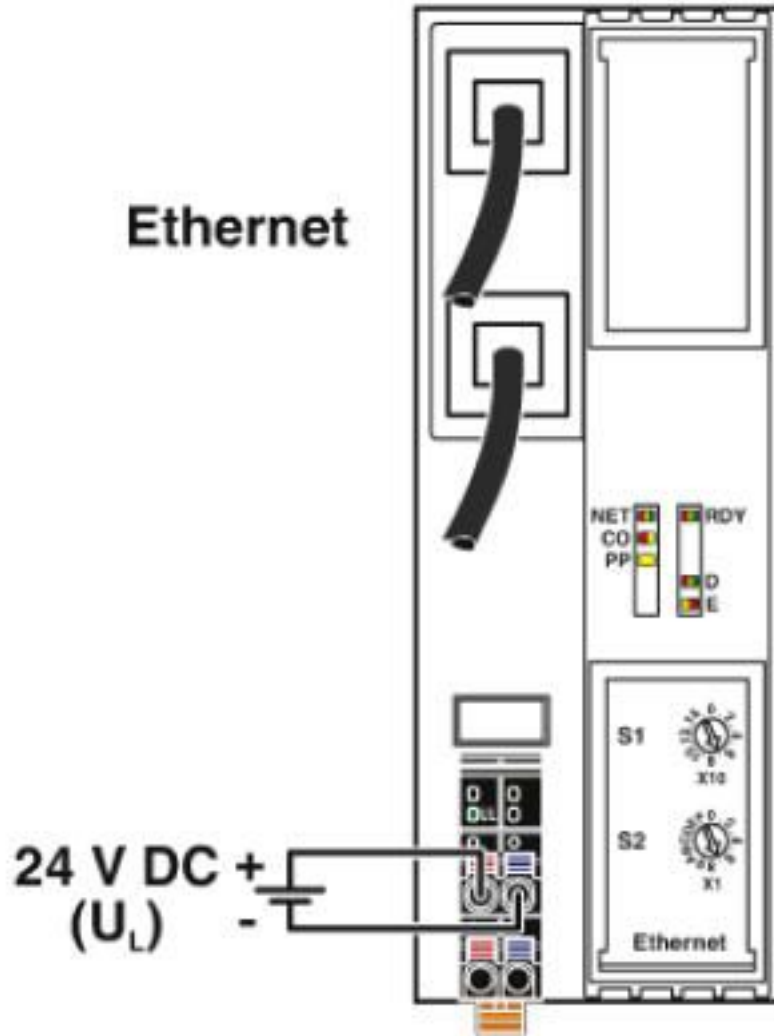
Environmental Product Compliance

REACH SVHC	Lead 7439-92-1
China RoHS	Environmentally Friendly Use Period = 50 years
	For details about hazardous substances go to tab "Downloads", Category "Manufacturer's declaration"

Drawings

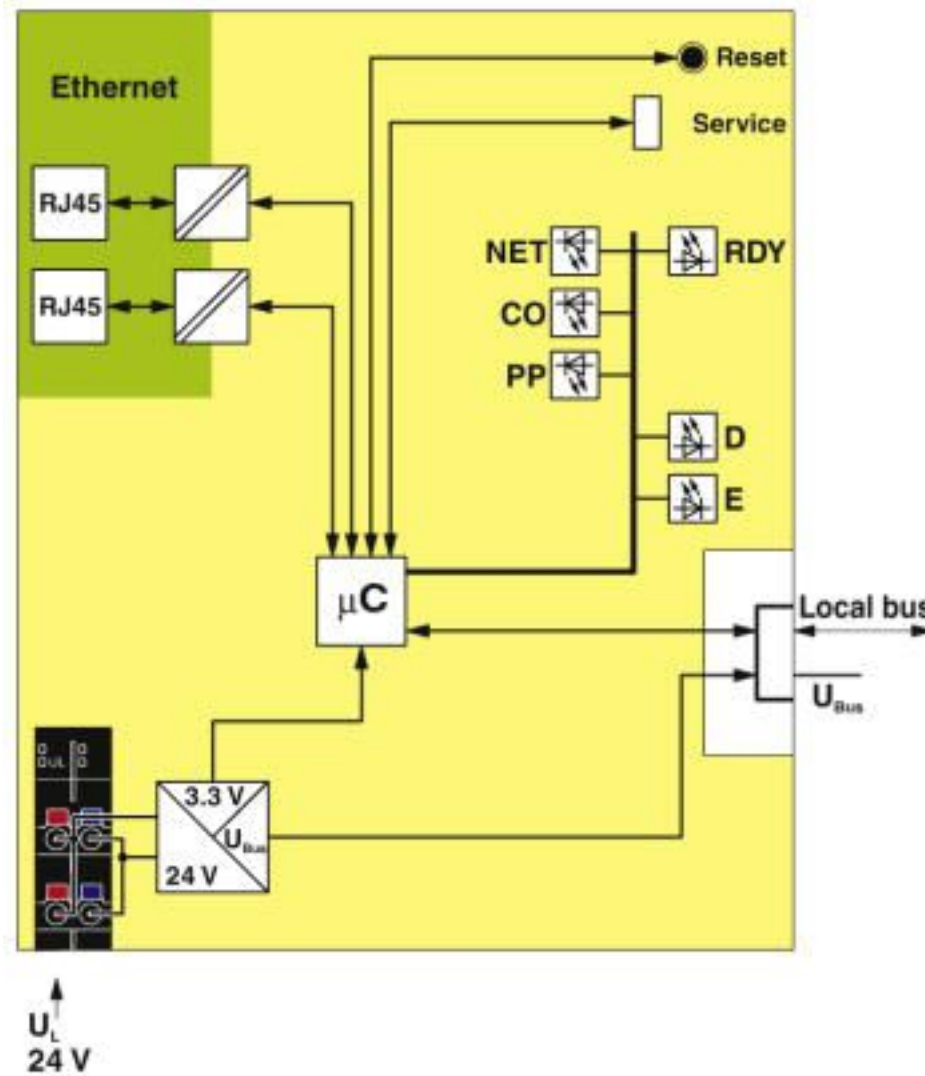
Bus coupler - AXL F BK ETH XC - 2701949

Connection diagram



Bus coupler - AXL F BK ETH XC - 2701949

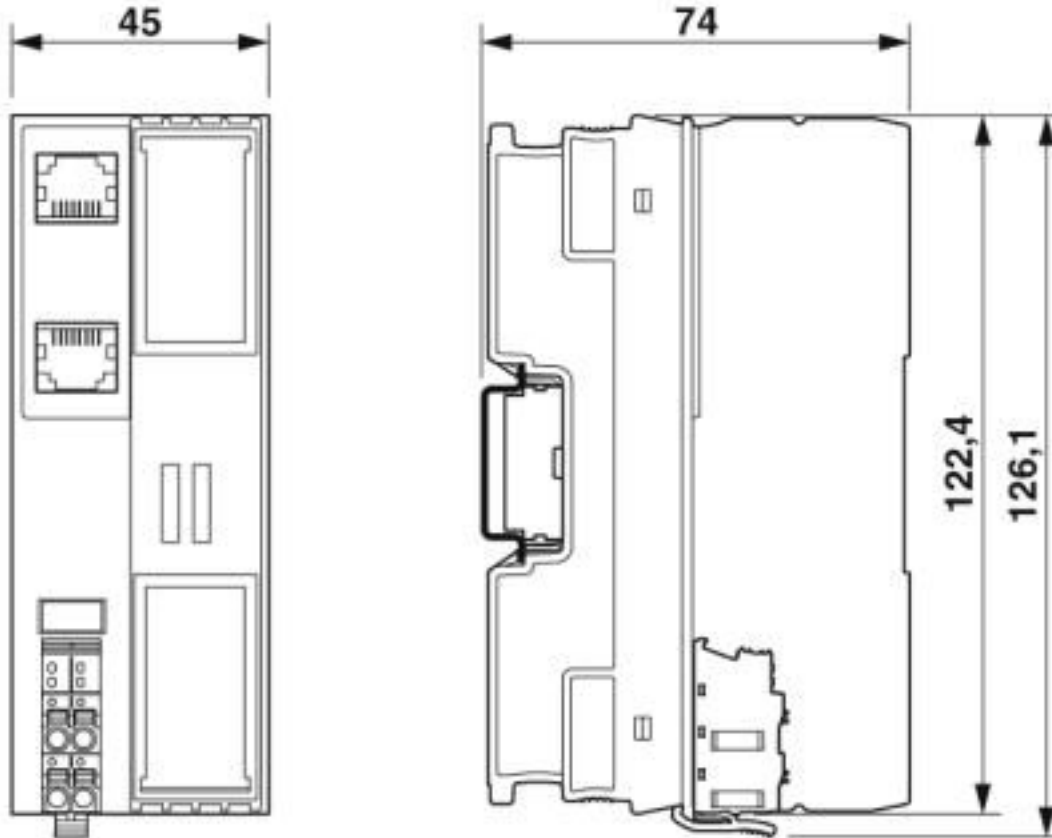
Block diagram



Internal wiring of the terminal points

Bus coupler - AXL F BK ETH XC - 2701949

Dimensional drawing



Classifications

eCl@ss

eCl@ss 10.0.1	27242608
eCl@ss 5.1	27242600
eCl@ss 6.0	27242600
eCl@ss 7.0	27242608
eCl@ss 8.0	27242608
eCl@ss 9.0	27242608

ETIM

ETIM 5.0	EC001604
ETIM 6.0	EC001604
ETIM 7.0	EC001604

Bus coupler - AXL F BK ETH XC - 2701949

Classifications

UNSPSC

UNSPSC 13.2	32151602
UNSPSC 18.0	32151602
UNSPSC 19.0	32151602
UNSPSC 20.0	32151602
UNSPSC 21.0	32151602

Approvals






Approvals

Approvals

PRS / BV / LR / KR / NK / ABS / BSH / RINA / DNV GL / UL Listed / cUL Listed / cULus Listed

Ex Approvals

Approval details


PRS		http://www.prs.pl/	TE/2239/880590/19
BV		http://www.veristar.com/portal/veristarinfo/generalinfo/approved/approvedProducts/equipmentAndMaterials	36433/B1 BV
LR		http://www.lr.org/en	14-20019
KR		http://www.krs.co.kr/eng/main/main.aspx	HMB17372-AC002
NK		http://www.classnk.or.jp/hp/en/	14A006

Bus coupler - AXL F BK ETH XC - 2701949


Approvals

ABS	http://www.eagle.org/eagleExternalPortalWEB/	18-HG1767360-PDA
-----	---	------------------

BSH		840
-----	--	-----

RINA		http://www.rina.org/en	ELE256518XG
------	---	---	-------------

DNV GL		https://approvalfinder.dnvgl.com/	TAA00000DF
--------	---	---	------------

UL Listed		http://database.ul.com/cgi-bin/XYV/template/LISEXT/1FRAME/index.htm	FILE E 238705
-----------	---	---	---------------

cUL Listed		http://database.ul.com/cgi-bin/XYV/template/LISEXT/1FRAME/index.htm	FILE E 238705
------------	---	---	---------------

cULus Listed			
--------------	---	--	--

Accessories

Accessories

Data cable by the meter

Network cable - FL CAT5 HEAVY - 2744814



CAT5-SF/UTP cable (J-02YS(ST)C HP 2 x 2 x 24 AWG), heavy-duty installation cable, 2 x 2 x 0.22 mm², solid conductor, shielded, outer sheath: 7.8 mm diameter, inner sheath: 5.75 mm ± 0.15 mm diameter

Bus coupler - AXL F BK ETH XC - 2701949

Accessories

Installation cable - FL CAT5 FLEX - 2744830



By the meter, Installation cable, Ethernet CAT5 (100 Mbps), shielded, PUR halogen-free, water blue RAL 5021, 4-wire (2x2xAWG26/7; SF/UTP), color single wire: white/orange-orange, white/green-green, cable length: Free entry (1.0 ... 1000.0 m)

Device marking

Insert label - EMT (35X18,7)R - 0801831



Insert label, Roll, white, unlabeled, can be labeled with: THERMOMARK ROLLMASTER 300/600, THERMOMARK X1.2, THERMOMARK ROLL X1, THERMOMARK ROLL 2.0, THERMOMARK ROLL, mounting type: snapped into marker carrier, lettering field size: 35 x 18.7 mm, Number of individual labels: 500

DIN rail connector

Bus connector - AXL BS BK - 2701422



Axioline F bus base module for housing type BK

Plug

RJ45 connector - FL PLUG RJ45 GR/2 - 2744856



RJ45 connector, shielded, with bend protection sleeve, 2 pieces, gray for straight cables, for assembly on site. For connections that are not crossed, it is recommended that you use the connector set with gray bend protection sleeve.

Bus coupler - AXL F BK ETH XC - 2701949

Accessories

RJ45 connector - FL PLUG RJ45 GN/2 - 2744571



RJ45 connector, shielded, with bend protection sleeve, 2 pieces, green for crossed cables, for assembly on site. For connections that are crossed, it is recommended that the connector set with green bend protection sleeves is used.

Programming cable

Connecting cable - CAB-USB A/MICRO USB B/2,0M - 2701626



Connecting cable, for connecting the controller to a PC for PC Worx and LOGIC+, USB A to micro USB B, 2 m in length.

Terminal marking

Zack marker strip - ZB 20,3 AXL UNPRINTED - 0829579



Zack marker strip for Axioline F (device labeling), in 2 x 20.3 mm pitch, unprinted, 25-section, for individual labeling with B-STIFT 0.8, X-PEN, or CMS-P1-PLOTTER

Zack Marker strip, flat - ZBF 10/5,8 AXL UNPRINTED - 0829580



Zack Marker strip, flat, Strip, white, unlabeled, can be labeled with: PLOTMARK, CMS-P1-PLOTTER, mounting type: snap into flat marker groove, for terminal block width: 10.15 mm, lettering field size: 4 of 10.15 x 5 mm and 1 of 5.8 x 5 mm, Number of individual labels: 50

Assembly tool - FL CRIMPTOOL - 2744869



Crimping pliers, for assembling the RJ45 plugs FL PLUG RJ45..., for assembly on site

Bus coupler - AXL F BK ETH XC - 2701949

Accessories

Phoenix Contact 2020 © - all rights reserved
<http://www.phoenixcontact.com>