

## Inline function terminal - IB IL CAN-MA-XC-PAC - 2701160

Please be informed that the data shown in this PDF Document is generated from our Online Catalog. Please find the complete data in the user's documentation. Our General Terms of Use for Downloads are valid (<http://phoenixcontact.com/download>)

---



Inline function terminal, version for extreme conditions, for connecting a CAN bus system, complete with accessories (connector and labeling field)

The figure shows the standard item

---

### Product Description

The terminal is designed for use within an Inline station.

It can be used to integrate a lower-level CAN bus system into the Inline station and therefore into the bus system used. Within the Inline station, the terminal acts as a CAN master for the lower-level CAN system.

#### CAN features

- CAN-Master
- Protocol: transparent mode
- Transmission speed: 1 Mbps, maximum
- Diagnostic and error messages are exchanged via the status word

#### Local bus features

- Transmission speed: 500 kbps
- Maximum data width of 2 x 64 bytes (= 128 bytes = 64 words)
- Data channel width: 126 bytes
- Command/status word width: 2 bytes

#### General features

- Serial interface with inserted memory stick for storing the configuration data
- DIP switch for setting the data width
- Local diagnostic and status indicators

### Your advantages

- User-friendly controller-independent software tool for configuring the CAN network
  - Serial interface (S port) including a memory stick for saving the configuration
  - Transparent mode
  - Transmission speed of 10 kbps to 1 Mbps
  - Smallest data type: 1 byte
  - Maximum data width of 2 x 64 bytes (= 128 bytes = 64 words)
  - DIP switches for setting the data width
  - Diagnostic and status indicators
  - Can be used under extreme ambient conditions
  - Extended temperature range of -40 °C ... +70 °C (see "Tested successfully: use under extreme ambient conditions" in the data sheet)
  - Coated PCBs
-

# Inline function terminal - IB IL CAN-MA-XC-PAC - 2701160



## Key Commercial Data

Packing unit	1 pc
GTIN	 4 046356 713856
GTIN	4046356713856
Custom tariff number	85389091
Country of origin	Germany

## Technical data

### Note

Utilization restriction	EMC: class A product, see manufacturer's declaration in the download area
-------------------------	---

### Dimensions

Width	12.2 mm
Height	136.8 mm
Depth	71.5 mm

### Connection data

Designation	Inline connector
Connection method	Spring-cage connection
Conductor cross section solid min.	0.08 mm <sup>2</sup>
Conductor cross section solid max.	1.5 mm <sup>2</sup>
Conductor cross section flexible min.	0.08 mm <sup>2</sup>
Conductor cross section flexible max.	1.5 mm <sup>2</sup>
Conductor cross section AWG min.	28
Conductor cross section AWG max.	16
Stripping length	8 mm

### Ambient conditions

Ambient temperature (operation)	-25 °C ... 55 °C (Standard)
	-40 °C ... 70 °C (Extended, see section "Tested successfully: use under extreme ambient conditions" in the data sheet.)
Ambient temperature (storage/transport)	-25 °C ... 85 °C
Permissible humidity (operation)	10 % ... 95 % (according to DIN EN 61131-2)
Permissible humidity (storage/transport)	10 % ... 95 % (according to DIN EN 61131-2)
Degree of protection	IP20

# Inline function terminal - IB IL CAN-MA-XC-PAC - 2701160

## Technical data

### General

Mounting type	DIN rail
Color	green
Net weight	108.7 g

### Interfaces

Designation	Axioline F local bus
Connection method	Bus base module
Transmission speed	500 kbps
Interface	CAN bus
Connection method	Inline shield connector
No. of channels	1
Protocols supported	CAN
Interface	CAN bus

### Inline potentials

Designation	Communications power ( $U_L$ )
Supply voltage	7.5 V DC (via voltage jumper)
Current consumption	typ. 110 mA
	max. 115 mA
Designation	Main circuit supply ( $U_M$ )
Supply voltage	24 V DC (via voltage jumper)
Current consumption	typ. 10 mA
	max. 12 mA
Power consumption	typ. 1.06 W

### Electrical isolation

Test section	24 V supply $U_M$ , bus, logic/CAN interface 500 V AC 50 Hz 1 min.
	24 V supply $U_M$ , bus, logic/functional earth ground 500 V AC 50 Hz 1 min.
	CAN interface/functional earth ground 500 V AC 50 Hz 1 min.

### Standards and Regulations

Protection class	III (IEC 61140, EN 61140, VDE 0140-1)
------------------	---------------------------------------

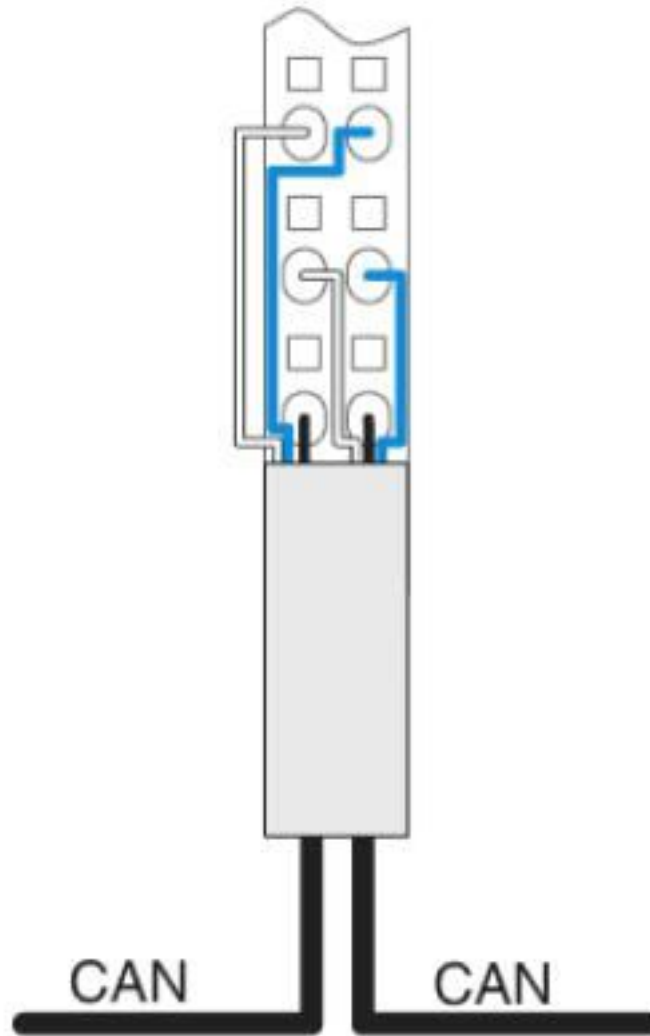
### Environmental Product Compliance

REACH SVHC	Lead 7439-92-1
China RoHS	Environmentally friendly use period: unlimited = EFUP-e
	No hazardous substances above threshold values

## Drawings

## Inline function terminal - IB IL CAN-MA-XC-PAC - 2701160

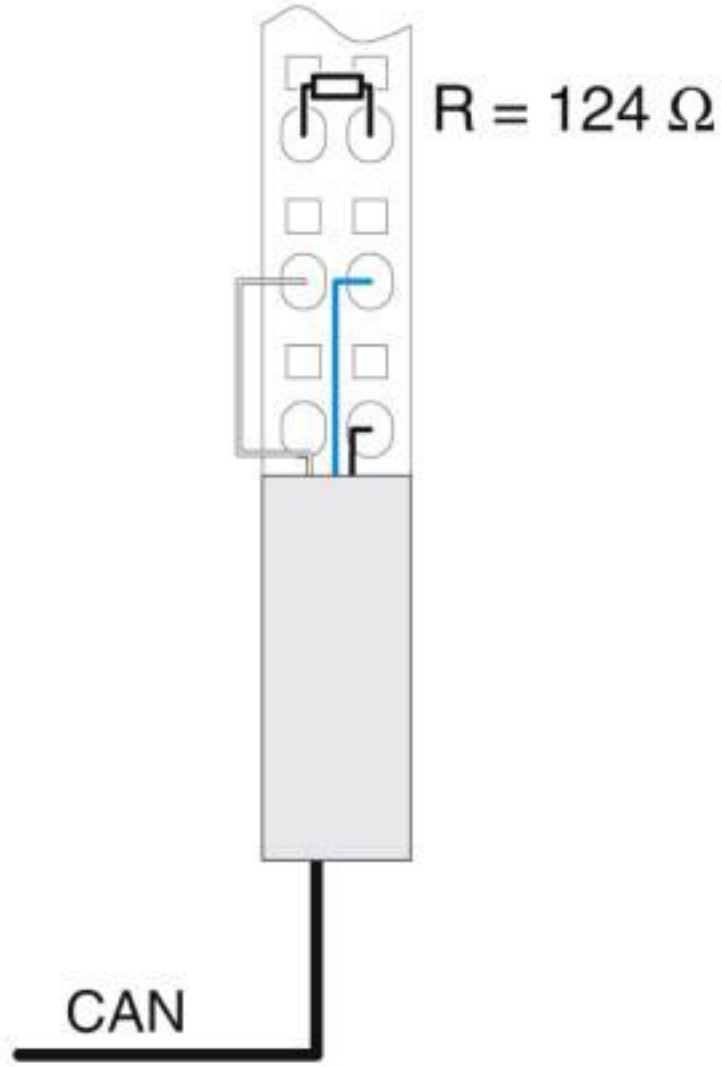
Connection diagram



CAN master in the center of a CAN bus when using the original connector

# Inline function terminal - IB IL CAN-MA-XC-PAC - 2701160

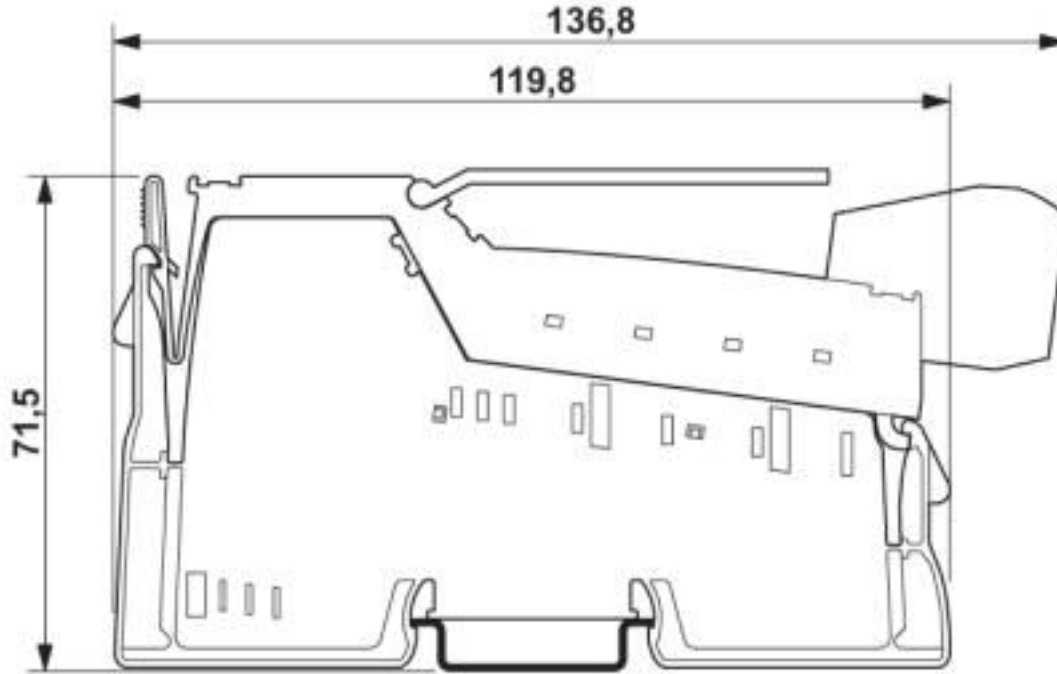
Connection diagram



CAN master at the end of a CAN bus  
( $R = 124 \Omega$  termination resistor)

## Inline function terminal - IB IL CAN-MA-XC-PAC - 2701160

Dimensional drawing



### Classifications

#### eCl@ss

eCl@ss 10.0.1	27242605
eCl@ss 4.0	27240400
eCl@ss 4.1	27240400
eCl@ss 5.0	27242200
eCl@ss 5.1	27242600
eCl@ss 6.0	27242600
eCl@ss 7.0	27242605
eCl@ss 8.0	27242605
eCl@ss 9.0	27242605

#### ETIM

ETIM 3.0	EC001601
ETIM 4.0	EC001599
ETIM 5.0	EC001601
ETIM 6.0	EC001601
ETIM 7.0	EC001601

# Inline function terminal - IB IL CAN-MA-XC-PAC - 2701160

## Classifications

### UNSPSC

UNSPSC 6.01	43172015
UNSPSC 7.0901	43201404
UNSPSC 11	43172015
UNSPSC 12.01	43201404
UNSPSC 13.2	32151602
UNSPSC 18.0	32151602
UNSPSC 19.0	32151602
UNSPSC 20.0	32151602
UNSPSC 21.0	32151602

## Approvals

### Approvals

Approvals

UL Listed / cUL Listed / cULus Listed

Ex Approvals

### Approval details

UL Listed		<a href="http://database.ul.com/cgi-bin/XYV/template/LISEXT/1FRAME/index.htm">http://database.ul.com/cgi-bin/XYV/template/LISEXT/1FRAME/index.htm</a>	FILE E 140324
-----------	--	---	---------------

cUL Listed		<a href="http://database.ul.com/cgi-bin/XYV/template/LISEXT/1FRAME/index.htm">http://database.ul.com/cgi-bin/XYV/template/LISEXT/1FRAME/index.htm</a>	FILE E 140324
------------	--	---	---------------

cULus Listed			
--------------	--	--	--

## Accessories

Accessories

Memory block

## Inline function terminal - IB IL CAN-MA-XC-PAC - 2701160

### Accessories

Memory block - IFS-CONFSTICK - 2986122



Multi-functional memory block for the INTERFACE system for easy storage and backup of the configuration.

---

### Plug

Inline shield connector - IB IL SCN 6-SHIELD-TWIN - 2740245



Inline shield connector

---

Inline shield connector - IB IL SCN-6 SHIELD - 2726353



Inline shield connector

---

Configuration cable - IB IL CAN-MA CONF-CAB - 2700620



Configuration cable for IB IL CAN-MA-PAC

---