

Inline function terminal - IB IL CAN-MA-PAC - 2700196

Please be informed that the data shown in this PDF Document is generated from our Online Catalog. Please find the complete data in the user's documentation. Our General Terms of Use for Downloads are valid (<http://phoenixcontact.com/download>)

Inline CAN master, for connecting a CAN bus system, complete with accessories (connector and marking field)



Product Description

The terminal is designed for use within an Inline station.

It can be used to integrate a lower-level CAN bus system into the Inline station and therefore into the bus system used.

Within the Inline station, the terminal acts as a CAN master for the lower-level CAN system.

CAN features

- CAN-Master
- Protocol: transparent mode
- Transmission speed: 1 Mbps, maximum
- Diagnostic and error messages are exchanged via the status word

Local bus features

- Transmission speed: 500 kbps
- Maximum data width of 2 x 64 bytes (= 128 bytes = 64 words)
- Data channel width: 126 bytes
- Command/status word width: 2 bytes

General features

- Serial interface with inserted memory stick for storing the configuration data
- DIP switch for setting the data width
- Local diagnostic and status indicators


Your advantages

- User-friendly controller-independent software tool for configuring the CAN network
 - Serial interface (S port) including a memory stick for saving the configuration
 - Transparent mode
 - Transmission speed of 10 kbps to 1 Mbps
 - Smallest data type: 1 byte
 - Maximum data width of 2 x 64 bytes (= 128 bytes = 64 words)
 - DIP switches for setting the data width
 - Diagnostic and status indicators
-



Key Commercial Data

Inline function terminal - IB IL CAN-MA-PAC - 2700196

Packing unit	1 pc
GTIN	 4 046356 497855
GTIN	4046356497855
Weight per Piece (excluding packing)	100.000 g
Custom tariff number	85389091
Country of origin	Germany

Technical data

Note

Utilization restriction	EMC: class A product, see manufacturer's declaration in the download area
-------------------------	---

Dimensions

Width	12.2 mm
Height	136.8 mm
Depth	71.5 mm

Connection data

Designation	Inline connector
Connection method	Spring-cage connection
Conductor cross section solid min.	0.08 mm ²
Conductor cross section solid max.	1.5 mm ²
Conductor cross section flexible min.	0.08 mm ²
Conductor cross section flexible max.	1.5 mm ²
Conductor cross section AWG min.	28
Conductor cross section AWG max.	16
Stripping length	8 mm

Ambient conditions

Ambient temperature (operation)	-25 °C ... 55 °C
Ambient temperature (storage/transport)	-25 °C ... 85 °C
Permissible humidity (operation)	10 % ... 95 % (according to DIN EN 61131-2)
Permissible humidity (storage/transport)	10 % ... 95 % (according to DIN EN 61131-2)
Air pressure (operation)	70 kPa ... 106 kPa (up to 3000 m above sea level)
Air pressure (storage/transport)	70 kPa ... 106 kPa (up to 3000 m above sea level)
Degree of protection	IP20

General

Mounting type	DIN rail
Color	green

Inline function terminal - IB IL CAN-MA-PAC - 2700196

Technical data

General

Net weight	75 g
------------	------

Interfaces

Designation	Axioline F local bus
Connection method	Bus base module
Transmission speed	500 kbps
Interface	CAN bus
Connection method	Inline shield connector
No. of channels	1
Protocols supported	CAN
Interface	CAN bus

Inline potentials

Designation	Communications power (U_L)
Supply voltage	7.5 V DC (via voltage jumper)
Current consumption	typ. 110 mA
	max. 115 mA
Designation	Main circuit supply (U_M)
Supply voltage	24 V DC (via voltage jumper)
Current consumption	typ. 10 mA
	max. 12 mA
Power consumption	typ. 1.06 W

Electrical isolation

Test section	24 V supply U_M , bus, logic/CAN interface 500 V AC 50 Hz 1 min.
	24 V supply U_M , bus, logic/functional earth ground 500 V AC 50 Hz 1 min.
	CAN interface/functional earth ground 500 V AC 50 Hz 1 min.

Standards and Regulations

Protection class	III (IEC 61140, EN 61140, VDE 0140-1)
------------------	---------------------------------------

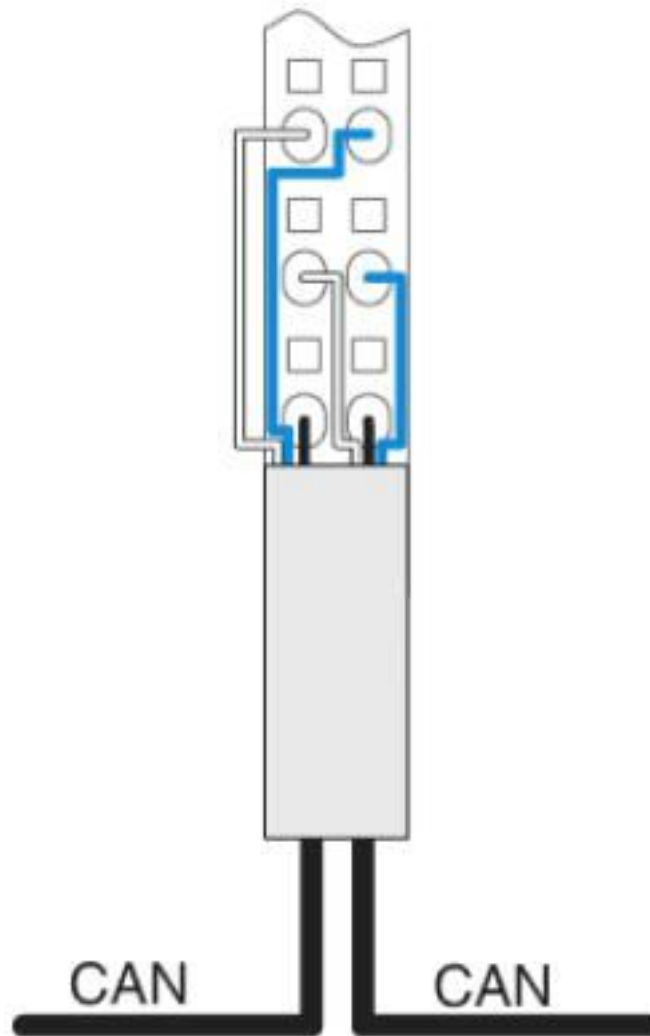
Environmental Product Compliance

REACH SVHC	Lead 7439-92-1
China RoHS	Environmentally friendly use period: unlimited = EFUP-e
	No hazardous substances above threshold values

Drawings

Inline function terminal - IB IL CAN-MA-PAC - 2700196

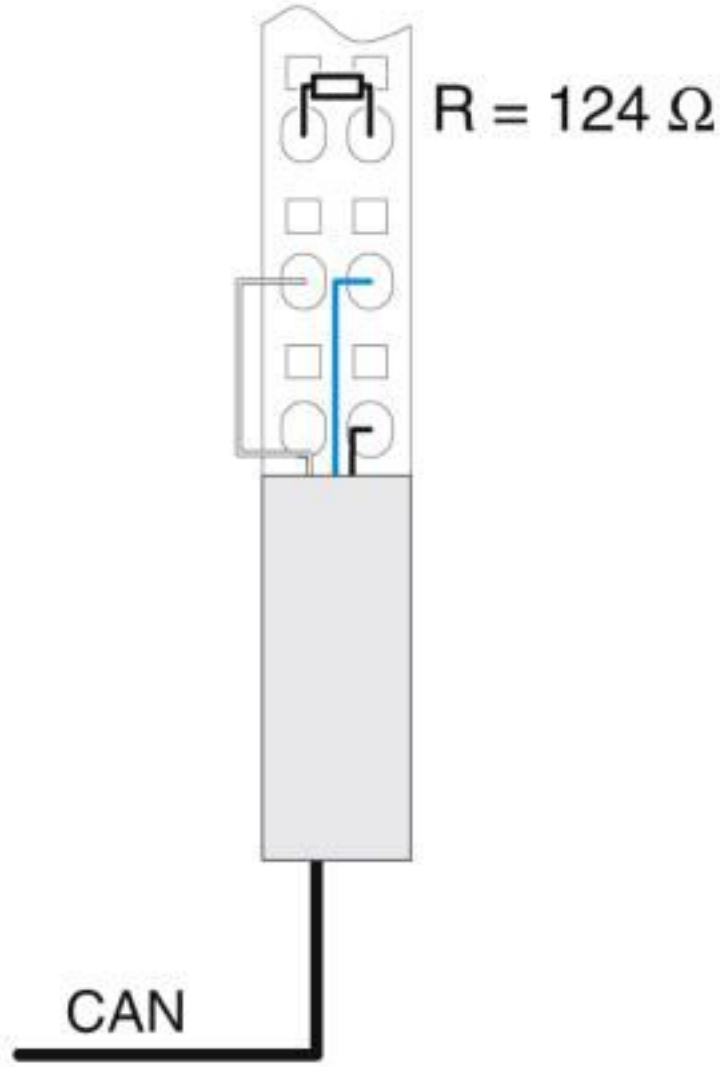
Connection diagram



CAN master in the center of a CAN bus when using the original connector

Inline function terminal - IB IL CAN-MA-PAC - 2700196

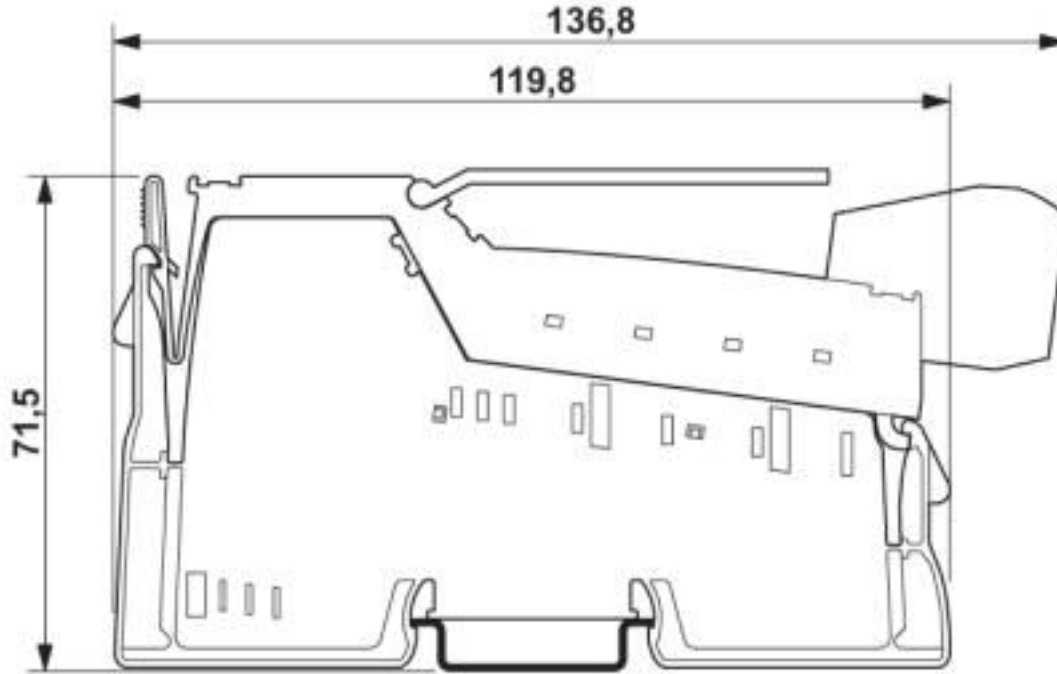
Connection diagram



CAN master at the end of a CAN bus
($R = 124 \Omega$ termination resistor)

Inline function terminal - IB IL CAN-MA-PAC - 2700196

Dimensional drawing



Classifications

eCl@ss

eCl@ss 10.0.1	27242608
eCl@ss 4.0	27250300
eCl@ss 4.1	27250300
eCl@ss 5.0	27250300
eCl@ss 5.1	27242600
eCl@ss 6.0	27242600
eCl@ss 7.0	27242608
eCl@ss 8.0	27242608
eCl@ss 9.0	27242608

ETIM

ETIM 3.0	EC001601
ETIM 4.0	EC001601
ETIM 5.0	EC001604
ETIM 6.0	EC001604
ETIM 7.0	EC001604

Inline function terminal - IB IL CAN-MA-PAC - 2700196

Classifications

UNSPSC

UNSPSC 6.01	43172015
UNSPSC 7.0901	43201404
UNSPSC 11	43172015
UNSPSC 12.01	43201404
UNSPSC 13.2	32151602
UNSPSC 18.0	32151602
UNSPSC 19.0	32151602
UNSPSC 20.0	32151602
UNSPSC 21.0	32151602

Approvals

Approvals

Approvals

DNV GL / BV / LR / ABS / BSH / RINA / UL Listed / cUL Listed / EAC / cULus Listed

Ex Approvals

Approval details

DNV GL		https://approvalfinder.dnvgl.com/	TAA00002CU
--------	---	---	------------

BV		http://www.veristar.com/portal/veristarinfo/generalinfo/approved/approvedProducts/equipmentAndMaterials	21595/B0 BV
----	---	---	-------------

LR		http://www.lr.org/en	08/20033
----	---	---	----------

ABS		http://www.eagle.org/eagleExternalPortalWEB/	17-HG1621871-PDA
-----	--	---	------------------

BSH			Anwenderhinweis
-----	--	--	-----------------

Inline function terminal - IB IL CAN-MA-PAC - 2700196

Approvals

RINA		http://www.rina.org/en	ELE335818XG
UL Listed		http://database.ul.com/cgi-bin/XYV/template/LISEXT/1FRAME/index.htm	FILE E 140324
cUL Listed		http://database.ul.com/cgi-bin/XYV/template/LISEXT/1FRAME/index.htm	FILE E 140324
EAC			EAC-Zulassung
cULus Listed			

Accessories

Accessories

Memory block

Memory block - IFS-CONFSTICK - 2986122



Multi-functional memory block for the INTERFACE system for easy storage and backup of the configuration.

Plug

Inline shield connector - IB IL SCN 6-SHIELD-TWIN - 2740245



Inline shield connector

Inline function terminal - IB IL CAN-MA-PAC - 2700196

Accessories

Inline shield connector - IB IL SCN-6 SHIELD - 2726353



Inline shield connector

Configuration cable - IB IL CAN-MA CONF-CAB - 2700620



Configuration cable for IB IL CAN-MA-PAC
